



BASKETBALL

STATE
CHAMPIONSHIPS

PRESENTED BY



2023-2024 4A/5A/6A BASKETBALL STATE

**CHAMPIONSHIP
PROGRAM**

FEBRUARY 29, MARCH 1-2 | VETERANS MEMORIAL COLISEUM

2023-24 AIA 4A-6A BASKETBALL STATE CHAMPIONSHIPS

PRESENTED BY AMERICA FIRST CREDIT UNION

**Feb. 19 • “If Necessay” Games (Boys)
(High Seed)**

**Feb. 20 • “If Necessay” Games Girls)
(High Seed)**

**Feb. 21 • First Round (Boys)
(High Seed)**

**Feb. 22 • First Round (Girls)
(High Seed)**

**Feb. 23 • Quarterfinals (Boys)
(High Seed)**

**Feb. 24 • Quarterfinals (Girls)
(High Seed)**

**Feb. 26 • Semifinals (4A Boys)
(High Seed)**

**Feb. 27 • Semifinals (Girls)
(High Seed)**

**Feb. 28 • Semifinals (5A-6A Boys)
(High Seed)**

**Feb. 29 • State Championships (4A)
(Veterans Memorial Coliseum)**

**Mar. 1 • State Championships (5A)
(Veterans Memorial Coliseum)**

**Mar. 2 • State Championships (6A)
(Veterans Memorial Coliseum)**

**All semifinal and championship
games live on**



.com

The AIA would like to thank the following individuals for helping make the AIA state championships happen. Meghann Travis, Mari-ah Merchant, Sierra Mendoza and staff at Veterans Memorial Coliseum, Sound Image, Show Boss, LJ Crandall, Jim Barnett, Greg Jones, and all the personnel at high seed sites who are assisting with the events.

Basketball tournament coordinator: Dan Nero

Program design and content: Seth Polansky, Jose Garcia, Andy Morales, Ben Stapley, Jason Urasky

Front cover designed by: Naomi Smith

Inside cover photo: Chris Hook photo/MaxPreps

Welcome to the State Championships



On behalf of the Arizona Interscholastic Association, I would like to welcome all the participants, coaches, family and friends to our state championships. It is our pleasure to create an event that fans will enjoy and talk about for years to come.

The AIA recognizes the hard work and determination it took to get here, as well as the sacrifices made along the way. The membership continues to grow, opening more avenues for participation. And for that, we say thank you. The student-athletes, administrators, coaches and families have all earned our gratitude. You are what drives us.

While attending this championship, we hope that it is an enjoyable experience for all. The lessons learned regarding sportsmanship and fair play are elevated here. Athletics are an extension of the classroom, which is why we accentuate the “student” in student-athlete.

Participation in state championships goes beyond the boundaries of the playing arena and into the stands. The players and coaches are counting on you as the family and fans to represent the team, school and community with the highest regard. Incidents of bad behavior coming from beyond the sidelines keep rising. We want this to stop. It’s up to you. Be an ambassador for the sport and show your school spirit in the right way. As you enjoy all the championship contests, please show respect to those around you. Sports are meant to be fun and enjoyed by not only those participating, but those in attendance.

State championships are just a springboard to the success these student-athletes will achieve when the competition is over. In the process of deriving enjoyment from participation in athletics, our student-athletes are learning lifelong skills that will help them develop into healthy adults and productive citizens. National research continues to validate that students involved in extracurricular activities attend more days of school, perform better in the classroom and have less behavioral issues. This also includes lower dropout, alcohol and drug abuse rates as compared to those who do not participate. The benefits of participation are extensive.

Since the AIA’s inception in 1913, the association vigorously defends and promotes the positive developments of athletics, creates a culture that fosters self-governance and ethical behavior, and teaches, enforces, advocates and models the principles of the Arizona Accord and “Pursuing Victory With Honor.” Today, over 130,000 student-athletes statewide benefit from the leadership of our Board, administrators and hard-working coaches on an annual basis as we are “building character now ... for the future.”

The AIA hopes this championship, as well as any others you may attend, achieves the level of excellence our student-athletes deserve. Remember that these are “our students, our teams ... our future.”

DAVID HINES
AIA Executive Director

The AIA logo is displayed in large, white, sans-serif capital letters. It is set against a background of three diagonal stripes in blue, yellow, and red.

AIA

ARIZONA
INTERSCHOLASTIC
ASSOCIATION

OUR STUDENTS. OUR TEAMS ... OUR FUTURE.



**BUILDING CHARACTER NOW ...
FOR THE FUTURE**



FOLLOW US ON SOCIAL MEDIA



AIA

ARIZONA
INTERSCHOLASTIC
ASSOCIATION

2023-24 Executive Board



**EXECUTIVE DIRECTOR
DAVID HINES**

Arizona Interscholastic
Association



**PRESIDENT
JENNIFER BURKS**

Athletic Director
Perry HS
6A Conference



**VICE PRESIDENT
MATT BELDEN**

District Athletic Director
Glendale Unified School Dist.
4A Conference



**MEMBER
WILLIAM DUARTE**

Athletic Director
Superior Jr./Sr. HS
1A Conference



**MEMBER
TIARRA YAZZIE**

Athletic Director
Valley (Sanders) HS
2A Conference



**MEMBER
TONI CORONA**

Athletic Director
Safford HS
3A Conference



**MEMBER
NATHAN SLATER**

District Athletic Director
Scottsdale Unified School Dist.
5A Conference



**MEMBER
MISSY TOWNSEND**

Athletic Director
Prescott HS
AIAAA



**MEMBER
STEVEN JOHNSON**

Governing Board Member
CAVIT
AZ School Boards Assoc.



**MEMBER
JERRY JENNEX**

Superintendent
Globe Unified School Dist.
Arizona School Administrators



**MEMBER
TIM CARTER**

Superintendent
Yavapai County Schools
Cognia

IT PAYS TO CHOOSE AMERICA FIRST UP TO* \$200!



 **SCAN
TO START!**




FOR A LIMITED TIME, new members get \$100 when they open Share Savings & Classic Checking accounts, and another \$100 for upgrading to Premium Checking and enrolling in & using direct deposit.

LEARN MORE > 800-999-3961 | americafirst.com


AMERICA FIRST
CREDIT UNION

*Membership, eligibility, terms, creditworthiness & conditions apply and are subject to change. Must be 18 or older to qualify. New accounts only. Not available for business, secondary, or special accounts. America First employees and volunteers are ineligible. Initial \$100 bonus will be paid within 30 days of account opening. Additional \$100 will be paid within 60 days of Premium Checking account opening and qualifying \$500 minimum direct deposit(s). Applicants will forfeit cash bonuses if accounts are closed or transferred from America First within 12 months. Share Savings accounts require \$1 deposits and have an Annual Percentage Yield (APY) of 0.05% as of 10/31/2023. Premium Checking accounts carry a \$6 monthly fee that can be waived if certain conditions are met. Premium and Classic Checking have 0.10% APY as of 10/31/2023. Charges could reduce account earnings. Federally insured by NCUA.



Unlock the greatness inside you.

Banner's High Performance Center is now open at Talking Stick and Loop 101 in Scottsdale. Using a unique blend of sports science and technology, our team of athletic trainers, coaches and physical therapists offers personalized programs to help athletes of all ages with their sports-driven needs.



Learn more

 **Banner**[®]
Sports Medicine

PARITY, UNDERCLASSMEN, TRADITION HIGHLIGHT 6A BOYS TOURNAMENT

Ben Stapley
AZPreps365.com

Perhaps the best aspect of the Open Division tournament format is the way in which the best interests of all conferences are served. Teams that lost in the first two rounds of the Open playoff, or qualified through power rankings still have a shot at extending their seasons with loftier accomplishments and the chance to play on the big stage at Veterans Memorial Coliseum on March 2nd.

Parity has reigned this season like never before, especially in the 6A conference, and so have underclassmen, which almost guarantees a tournament rich with excitement and the unexpected. Nearly every team in the top 12 seeds have a case for making a 6A title run. Top seeds Boulder Creek and Cesar Chavez might be highly favored in 1st round games, but every playoff game has the potential to surprise and entertain.

No. 3 Tucson looks to harness the home-court advantage to the fullest. "We've got a young team, but we're deep and capable," coach Eric Langford says. "I've always looked at Tucson as a great advantage when teams visit from the Phoenix area or elsewhere. It's a long trip to get here and get back home. There are no guarantees, but I like to use it to our kids' advantage as much as possible."

As one of the state's oldest high schools, Tucson owns a trophy case like no other, including 16 basketball championships. But the Badgers haven't advanced to a title game since 1969. A March 2nd appearance at Veterans Memorial Coliseum would do wonders for the school's loyal supporters.

Mesa is another Arizona original with nearly the same trophy case as Tucson. The difference is more recent success and consistency. "We've got an experienced team and we've accomplished great things this season, so hopefully we can make a run in the 6A bracket."

Whoever is holding the trophy in the end will almost assuredly have to survive a basketball gauntlet, packed with close games, clutch shooting and big plays at crunch time.

It's what championship basketball is all about.

Boulder Creek

The Jaguars have a legitimate shot at their first basketball title as long as Andrew Bhesenia is on the court. The 6-8 junior is nearly averaging a double-double this season with 20 points and nine rebounds per game. His perimeter game is also a weapon. Bhesenia shoots 54% from three-point territory, and sophomore teammates Brayden Newton and Jeehzuz Pagan are also



Highland won its first boys basketball state championship last season with senior leadership. Now the Hawks must rely on underclassmen to repeat.
(Steven Davis photo/MaxPreps)

above 50% from beyond the arc. Guards Rowan McKenzie (13 points) and Matt Delgado (11 points) average double digits in scoring to supplement Boulder Creek's offense.

Cesar Chavez

The Champions raced through the regular season with only two losses. In 27 games, Cesar Chavez scored 70 or more points 14 times, and the roster boasts three players who score at least 12 points per game. Lex Clonts leads the way with 17 with Gabrielle Briones adding 14, and both are juniors. Senior Danta Stallworth has been good for 12 points this season.

Tucson

The Badgers are young and know how to win games. Their only loss of the regular season was a one point game in overtime to Salpointe Catholic. Perhaps the biggest strength is a deep rotation with plenty of scoring options, as nine players have averaged at least six points a game. Xavier Grajeda Cruz leads the way with nine per game, while Adam Armadillo, Quintin Ragland, Patrick Flores, Malaki Cunningham-Hiadzi and Adam Bernal all score seven points per game. "We don't ever like to lean on one guy," coach Eric Langford says of the Badges offense.

Highland

The defending 6A champions lost nearly all of their firepower after last season's impressive 29-3 campaign that ended with a thrilling overtime victory over Brophy Prep. Coach Todd Fazio has orchestrated a fantastic rebuilding year, as the Hawks have a shot to defend their title with one of the youngest rosters in the tournament. Nick Reber and Ty Crandall both average 12 points a game to lead Highland and both are freshmen. Junior Michael adds 11 points per game.

Sandra Day O'Connor

The Eagles jumped out of the gate with 17 wins in their first 20 games before fighting through a difficult Desert Valley region, which means O'Connor is battle tested. The Eagles have the size to disrupt any opponent, with Michael Simcoe leading the way. The junior has been averaging double digits in scoring per game since his freshman year. 6-6 Sophomore guard Colton Watson dropped 32 points in a loss to Boulder Creek in late January after Simcoe went down early with an injury. Simcoe's health will be vital for the Eagles to make a deep playoff run.

Pinnacle

The Pioneers also played through the competitive Desert Valley Region, taking their lumps at times and shining in others. Braylon Johnson (18 points per game) and Tommy Randolph (14 points) lead Pinnacle's high flying offense, which scored 60 or more points in every game but two this season, one being a 52-49 victory over O'Connor. Randolph battled through COVID and an ankle injury during the season, but when healthy, the Pioneers are a dangerous team. "We've dealt with our share of injuries, but we always believe in the 'next man up' mentality," coach Charles Wilde said of his basketball team.

Desert Vista

Coach Walter Bronner has manufactured one of the most impressive turnarounds in recent memory. The Thunder went from 4-21 last season to 19 wins this season, including a first round Open Division playoff win over Boulder Creek. Desert Vista is led by a pair of freshmen in Damian Spencer (13 points per game) and Lorenzo Diamond. Spencer is also a protector on the boards with over seven rebounds per game. Seven players on the roster average at least five points a clip, which helps explain Desert Vista scoring at least 60 + points in all but two games this year.

Mesa

The Jackrabbits may not be expected to secure another state championship, but that won't stop them from believing it's possible. A stingy defense and rich tradition can take a team like Mesa a long way. Between 1915 and 2016, Mesa collected 15 state championships. "We take pride in our defense and that's what has gotten us to this point," coach Scott Stansberry said. "We try to make things as hard as possible for the opposing team." The Jackrabbits also have the players to make a run. Senior guard Conway Cummard was named East Valley Region Player of the Year. Fellow senior Anthony Seumanu is right behind with 11 points and six rebounds. Jarren Galarza can be dangerous shooting the three-point ball.

2024 Boys Basketball

6A Conference Play-In



Play In
February 16

Play In
February 16

G1: 2/16, 7pm Corona del Sol HS

#30	Mountain Ridge	54
#15	Corona del Sol	70

G5: 2/16, 7pm Carl Hayden Community HS

73	Rincon/University #28
68	Carl Hayden #17

3OT

G2: 2/16, 7pm West Point HS

#23	Mountain View, Mesa	59
#22	West Point	48

G6: 2/16, 7pm Dobson HS

46	Desert Ridge #26
63	Dobson #19

G3: 2/16, 7pm Chandler HS

#24	Valley Vista	47
#21	Chandler	52

G7: 2/16, 7pm Cibola HS

64	Queen Creek #25
58	Cibola #20

G4: 2/16, 7pm Red Mountain HS

#27	Shadow Ridge	51
#18	Red Mountain	60

G8: 2/16, 7pm Gilbert HS

39	Tolleson Union #29
71	Gilbert #16

The bottom team in the matchup is the home team.

Dates, times and locations subject to change.

2024 AIA Boys Basketball 6A State Championship



Round 1
February 19

Round 2
February 21

Quarterfinals
February 23

Semifinals
February 28

Final
March 2



The bottom team in the matchup is the home team.
Dates, times and locations subject to change.



Boulder Creek

Jaguars



Photo not Provided

Alignment 6A Desert Valley

Region 8-2

Standings #1

Conference 10-4

Rank #4

Overall 13-5

No.	Name	Pos.	Yr.	Ht.	Date	Opponent	Result
0	Brayden Newton	G	So	5'10"	11/30 vs	Liberty	W 50-39
1	Caleb Hespe	SG	Sr	6'0"	12/01 vs	JSerra Catholic (CA)	L 57-82
2	Rowan McKenzie	PG	Sr	6'2"	12/02 vs	Smoky Hill (CO)	W 83-69
3	Mick Riordan	G	Fr	6'1"	12/05 @	Ironwood	W 79-77
4	Jeehzus Pagan	G	So	5'11"	12/06 vs	Westwood	W 85-30
5	Andrew Bhesania	F	Jr	6'8"	12/07 vs	Mtn Ridge	W 90-82
10	Jackson Auditya	SF	Sr	6'4"	12/11 @	Mtn Ridge	W 73-67
12	Landon Brewer	SG	Sr	6'4"	12/13 vs	N. Canyon	W 68-51
15	Riley Villanueva	G	Sr	6'0"	12/15 vs	Perry Capital Christian	L 52-93
20	Elijah Ford	F	Sr	5'9"	12/27 @	(Sacramento, CA)	W 84-61
23	Noah Van fredenberg		So	6'3"	12/28 vs	School Des. Mtn	L 79-82
32	Matt Delgado	SG	So	6'5"	12/29 @		L 76-85
54	Aleks Beshku	F	Sr	6'2"	12/30 @	Vall Chr.	W 73-66
					1/03 @	Basha	L 55-64
					1/05 vs	Brophy	W 64-55
					1/12 vs	O'Connor	W 67-48
					1/18 @	Pinnacle	L 62-70
					1/23 @	Sunnyslope	W 71-64
					1/26 @	O'Connor	W 78-68
					1/30 @	Liberty	L 67-76
					2/01 vs	Pinnacle	W 69-50
					2/02 vs	Sunnyslope	W 57-54
					2/14 vs	Des. Vista	L 67-68



The AIA requests that you model good sportsmanship by refraining from derogatory cheers, chants, or behavior toward students, coaches, officials, or other spectators. Speak out if you see inappropriate behavior by immediately notifying event management staff. Together, we can provide a safe and respectful environment for all.



Cesar Chavez

Champions

AZPREPS365



Alignment 6A West Valley

Region 10-0

Standings #1

Conference 16-1

Rank #6

Overall 17-1

No.	Name	Pos.	Yr.	Ht.
0	Joe Gonzalez	SG	Jr	6'0"
1	Anthony Lopez		Sr	5'8"
2	Royal Haley	SF, PF	Sr	6'5"
3	Danta Stallworth	PG	Sr	5'10"
4	Gabriel Briones	SG	Jr	6'2"
5	Jenuwine Taylor		Sr	6'3"
10	Lex Clontz	SF, SG	Jr	6'3"
11	Peyton Stokes	SF	Jr	6'3"
12	Omar Wilson	SG, PG	So	
15	Danny Williams	PG	Jr	
21	Don Fields	PG, SG	Jr	
23	Drayce Crenshaw		Jr	6'2"
24	Amir Kendrick	PG	Fr	
32	Jaylen Garcia	C, PF	Sr	

Date	Opponent	Result
11/20 @	Prd. Honor	W 70-42
11/21 @	Central	W 66-60
11/22 @	Liberty	W 63-55
11/25 @	O'Connor	L 50-62
11/28 vs	Highland	L 58-59
11/30 @	Fairfax	W 70-39
12/05 @	North	W 78-51
12/07 vs	Maryvale	W 77-46
12/11 @	Westwood	W 75-52
12/14 vs	Cibola	W 78-32
12/27 @		W 71-58
12/28 vs	ALA - Gilbert N.	W 84-55
12/29 @	Scott Chr.	W 77-50
12/30 vs		W 63-60
1/08 vs	Maricopa	W 78-42
1/09 vs	Chandler	W 67-56
1/11 @	Sunnyside	W 78-47
1/12 vs	Vall Vista	W 95-79
1/18 @	Tolleson	W 57-54
1/23 @	West Point	W 57-54
1/25 vs	Sha. Ridge	W 84-47
1/29 @	Vall Vista	W 65-55
1/30 @	Maricopa	W 73-65
2/01 vs	Tolleson	W 64-54
2/02 vs	West Point	W 63-45
2/05 @	Sha. Ridge	W 69-56
2/14 vs	Canyon View	L 81-87



The AIA requests that you model good sportsmanship by refraining from derogatory cheers, chants, or behavior toward students, coaches, officials, or other spectators. Speak out if you see inappropriate behavior by immediately notifying event management staff. Together, we can provide a safe and respectful environment for all.



Queen Creek
Bulldogs

AZPREPS365

Photo not Provided

Alignment 6A Central

Region 2-8

Standings #6

Conference 5-10

Rank #25

Overall 7-11

No.	Name	Pos.	Yr.	Ht.	Date	Opponent	Result
00	Bear Fisher		So	6'6"	11/20 @	ALA - Gilbert N.	L 43-54
1	Leyton Steenhard	PG, SG	Jr	6'0"	11/22 @	Casa Gr.	W 69-59
2	Trmale Tipler	SG, PG	Sr	6'3"	11/24 @		L 57-59
3	Landon Lorenz		Jr	5'11"	11/25 vs		W 56-51
5	Ryan Seigars	SG	So	6'2"	11/28 @	Mesa	L 35-61
10	Jake Pennington		Sr	5'11"	11/30 @	Arcadia	W 66-50
11	Grandin Gustafson		Jr	6'5"	12/01 @	Camelback	W 62-57
20	Ryker Nikolaus		Sr	6'7"	12/05 @	Kellis	W 53-34
22	Diego Sarabia	PF, SF	So	6'7"	12/11 vs	Gila Ridge	W 71-40
23	Blake Stradling		Jr	6'3"	12/14 @	Hayden	W 69-63
32	Nash Fryer		So	6'1"	12/21 @	Liberty	L 63-72
44	Keegan Croft	SF	So	6'0"	12/23 vs	Casteel	L 43-63
					12/27 vs	Brad Mtn	W 54-49
					12/28 @	Kellis	W 64-44
					12/29 @	Cactus	L 66-69
					12/30 vs	Des. Ridge	W 60-59
					1/05 @	Des. Vista	L 59-82
					1/09 vs	Des. Ridge	W 77-61
					1/12 vs	Highland	L 40-62
					1/15 vs	Gilbert	L 36-57
					1/18 @	Des. Ridge	L 56-68
					1/23 @	Corona Sol	L 68-72
					1/25 vs	Des. Vista	L 53-63
					1/26 @	Highland	W 59-51
					1/30 @	Gilbert	L 51-57
					2/02 vs	Corona Sol	L 64-70
					2/16 @	Cibola	W 64-58



The AIA requests that you model good sportsmanship by refraining from derogatory cheers, chants, or behavior toward students, coaches, officials, or other spectators. Speak out if you see inappropriate behavior by immediately notifying event management staff. Together, we can provide a safe and respectful environment for all.



Mountain View, Mesa

Toros



Photo not Provided

Alignment 6A East Valley

Region 4-6

Standings #4

Conference 7-10

Rank #23

Overall 8-10

No.	Name	Pos.	Yr.	Ht.	Date	Opponent	Result
0	Bryson Gundry	G	Jr	6'1"	12/01 vs	Sunnyside	W 52-37
1	Doug Sweatt	G	Fr	5'9"	12/05 @	Horizon	W 73-46
2	Mikey Sumko	G	Jr	6'2"	12/06 vs	Skyline	W 58-35
3	Rashard Cooper	P	Sr	6'5"	12/08 vs	Corona Sol	L 34-47
4	Grant Hale	G	Jr	6'0"	12/11 @	Sunnyslope	L 56-63
5	Ty Denham	F	So	6'3"	12/13 vs	Westwood	W 48-32
10	Tayte Bigler	G	Jr	6'0"	12/14 vs	Liberty	W 70-56
11	Tayson Stosich	G	Jr	6'4"	12/16 @	Des. Vista	L 53-81
12	Jimmy Gardner	G	Jr	5'10"	12/27 @	Houston Christian (TX)	L 46-75
13	Levi Tingey	G	Jr	6'0"	12/28 vs	Timpview (UT)	L 47-58
14	Cole Baldwin	G	Sr	6'0"	12/29 @	Mission Prep (San Luis Obispo, CA)	W 57-47
21	Eldon Olson	P	Sr	6'4"	12/30 vs	Chaparral Christian (Sacramento, CA)	L 48-70
22	Porter Wilhelm	F	Jr	6'4"	1/08 @	School Skyline	W 56-45
23	Jackson Woolley	G	Jr	6'3"	1/12 @	Dobson	L 58-59
24	Bradley Dyer	F	Jr	6'4"	1/16 @	Mesa	L 43-57
					1/18 vs	Dobson	L 50-55
					1/19 vs	Chandler	L 28-35
					1/23 vs	Red Mtn	L 44-46
					1/25 @	Westwood	W 61-32
					1/26 @	Cibola	W 62-54
					1/30 vs	Mesa	L 38-44
					2/02 @	Red Mtn	L 52-61
					2/16 @	West Point	W 59-48



The AIA requests that you model good sportsmanship by refraining from derogatory cheers, chants, or behavior toward students, coaches, officials, or other spectators. Speak out if you see inappropriate behavior by immediately notifying event management staff. Together, we can provide a safe and respectful environment for all.



Rincon/University
Rangers



Photo not Provided

Alignment 6A South

Region 4-2

Standings #2

Conference 5-3

Rank #28

Overall 8-10

No.	Name	Pos.	Yr.	Ht.	Date	Opponent	Result
1	Josh Zaragoza	G	Jr	5'10"	11/24 @	Canyon Oro	L 50-54
4	Jaylin Nichols	G	Jr	6'0"	11/24 vs	Coolidge	L 67-70
5	Jaydon Moore	G	Jr	6'1"	11/25 vs	L Williams	W 59-58
11	Sam O'Dowd	G	Jr	6'0"	11/25 @	Rio Rico	W 79-51
13	Tayshaun Cousley	F	Sr	5'11"	11/28 @	Red Mtn	L 51-77
20	Dylan Ngo	G	Jr	5'9"	11/30 @	Buena	L 52-72
22	Zaire Hays	G	Sr	6'4"	12/01 vs	North	W 74-57
24	Abel Munoz-McDaniels	SG	Jr	6'1"	12/05 vs	Des. View	W 70-45
25	Glenn Williams	F	Jr	5'11"	12/07 vs	Iron Ridge	W 71-66
32	Emmanuel Manzi	G	Jr	5'7"	12/11 @	MTV-Marana	L 63-71
34	Jorge Allende Baez	F	So	6'3"	12/14 vs	Mica Mtn.	L 59-63
40	Ricky Garcia	F	Jr	6'0"	12/15 @	CFoothills	L 66-72
52	Luis Blanco Ruiz	F	Jr	6'0"	12/21 vs	Nogales	L 69-79
55	Brennan Brown	F	So	6'5"	12/28 vs	Sabino	W 81-67
					1/12 vs	Cholla	L 67-69
					1/15 @	Cienega	L 57-78
					1/16 @	Sunnyside	W 56-46
					1/18 @	Tucson	L 50-83
					1/23 vs	Marana	W 66-60
					1/25 vs	Sunnyside	W 74-66
					1/30 vs	Tucson	L 66-94
					2/01 @	Marana	W 65-54
					2/02 @	Canyon Oro	W 65-50
					2/16 @	Hayden	W 73-68



The AIA requests that you model good sportsmanship by refraining from derogatory cheers, chants, or behavior toward students, coaches, officials, or other spectators. Speak out if you see inappropriate behavior by immediately notifying event management staff. Together, we can provide a safe and respectful environment for all.



Chandler
Wolves

AZPREPS365

Photo not Provided

Alignment 6A Premier

Region 0-8

Standings #5

Conference 4-12

Rank #21

Overall 5-13

No.	Name	Pos.	Yr.	Ht.	Date	Opponent	Result
1	Kaden Garber	PG, SG	Sr	6'0"	11/20 @	North Valley Christian Acad	W 74-27
3	Jordan Kidd	PG	Sr	5'8"	11/21 vs	Wms. Field	W 46-40
4	Charles Cobbs	PG, SG	Jr	6'2"	11/22 @	Gilbert	L 36-67
5	Braylen Singleton	SG, PG	Sr	6'2"	11/24 vs	Casteel	L 47-69
10	Darryel Fields	PG, SG	Fr	5'8"	11/28 vs	Eastmark	L 72-76
11	Brandon Stapleton	PG, SG	So	6'4"	11/30 @	Cibola	L 70-79
12	Seth McKnight	PG, SG	So		12/07 @	Wms. Field	W 47-33
13	Xavier Villa-antone	SF, PG	Jr	5'11"	12/08 vs	Red Mtn	W 54-48
14	Reid Hamati	C, PF	Fr	6'3"	12/11 @	O'Connor	L 37-86
15	Jonathan (jt) Mercado	PG, SG	Fr	5'11"	12/14 vs	Tolleson	W 70-36
21	Apollo Jennings	PF, F	So	6'5"	12/26 @	Casteel	L 47-57
22	Jayden Perez-avila	SG, PG	So	5'8"	12/27 @	Central	L 64-72
23	Reid (Home) Hamiti		Fr		12/28 @	Mtn Pointe	L 63-65
24	James Ye	PF, SF	Sr	6'3"	1/04 @	Corona Sol	L 43-58
30	Vester Herring		So	6'0"	1/09 @	Chavez	L 56-67
32	Gaven Stevenson	SF, W	So	6'0"	1/11 vs	North	W 63-43
					1/12 @	Hamilton	L 38-54
					1/17 @	Brophy	L 38-71
					1/19 @	MTV-Mesa	W 35-28
					1/23 vs	Basha	L 35-62
					1/25 @	Perry	L 50-55
					1/26 vs	Hamilton	L 33-42
					1/30 vs	Brophy	L 45-76
					2/02 @	Basha	L 40-91
					2/07 vs	Perry	L 31-82
					2/16 vs	Vall Vista	W 52-47



The AIA requests that you model good sportsmanship by refraining from derogatory cheers, chants, or behavior toward students, coaches, officials, or other spectators. Speak out if you see inappropriate behavior by immediately notifying event management staff. Together, we can provide a safe and respectful environment for all.



Mesa
Jackrabbits



Photo not Provided

Alignment 6A East Valley

Region 10-0

Standings #1

Conference 14-2

Rank #13

Overall 15-4

No.	Name	Pos.	Yr.	Ht.	Date	Opponent	Result
0	Joshua Stewart	G	Fr	5'11"	11/20 @	PV	W 63-53
2	Daijon Grayson	PG	Fr	5'9"	11/22 @	Cienega	W 76-63
5	Jordan Robertson	G	Jr	5'11"	11/24 @	Dysart	W 70-39
10	Treyson Gardner	PG	So	5'8"	11/25 vs	Hamilton	W 44-41
11	Conway Cumnard	SG, PG	Sr	6'0"	11/28 vs	Queen Cr.	W 61-35
12	McKy Peters	G	Sr	5'11"	12/01 @	Sha. Ridge	W 78-76
13	Jarren Galarza	PG, SG	Jr	5'10"	12/05 vs	Des. Ridge	W 62-55
14	Daniel Arnett	G, F	Sr	6'2"	12/07 vs	Salpointe	L 45-60
15	London Haskell	F	So	6'6"	12/11 @	Canyon View	L 60-67
20	John Petersen	F	Jr	6'2"	12/14 @	Des. Vista	L 61-65
23	Anthony Seumanu	F	Sr	6'2"	12/19 @	Dobson	W 55-50
24	Griffin Yamamoto	F	Jr	6'0"	12/21 vs	Hamilton	W 53-40
25	Israel Loring	G	Jr	6'0"	1/09 @	Pinnacle	L 51-65
33	Ray Angulo	G	Sr	5'10"	1/12 @	Red Mtn	W 53-50
45	Braxton Caruso	F	Fr	6'2"	1/16 vs	MTV-Mesa	W 57-43
					1/18 vs	Westwood	W 54-25
					1/23 @	Skyline	W 65-40
					1/25 vs	Dobson	W 67-55
					1/26 vs	Red Mtn	W 51-35
					1/30 @	MTV-Mesa	W 44-38
					2/01 @	Westwood	W 55-19
					2/02 vs	Skyline	W 69-32
					2/05 vs	Des. Mtn	W 68-64
					2/14 @	St. Mary's	L 54-84



The AIA requests that you model good sportsmanship by refraining from derogatory cheers, chants, or behavior toward students, coaches, officials, or other spectators. Speak out if you see inappropriate behavior by immediately notifying event management staff. Together, we can provide a safe and respectful environment for all.



Desert Vista
Thunder

AZPREPS365

Photo not Provided

Alignment 6A Central

Region 7-3

Standings #2

Conference 11-5

Rank #12

Overall 13-5

No.	Name	Pos.	Yr.	Ht.	Date	Opponent	Result
1	Nicholas Velez	PG	So	5'9"	11/28 @ Brophy	L	56-65
02	Elijah Velez	PG	Sr	5'10"	12/01 @ O'Connor	L	75-84
2	Rob Morris	SG	Fr	6'2"	12/05 @ Mtn Pointe	W	70-55
10	Aeneas Redmond	SG	Jr	6'0"	12/07 vs Des. Edge	W	82-62
11	Raymond Erran	SG	Sr		12/14 vs Mesa	W	65-61
14	Damian (DJ) Spencer	W	Fr	6'4"	12/16 vs MTV-Mesa	W	81-53
21	Garrett Saunders	SG	Jr		12/28 vs Canyon Oro	L	56-57
23	Darnell (DJ) Williams	W	Jr		12/28 @ Pueblo	W	82-45
24	Alex Taylor	W	So	6'4"	1/02 vs Maricopa	W	76-39
25	Isaiah Lassiter	SG	Sr	6'2"	1/05 vs Queen Cr.	W	82-59
34	Robert Morris III	PG	Jr		1/09 @ Vall Vista	W	67-54
40	Lorenzo (LJ) Diamond	PG	Fr		1/12 vs Corona Sol	W	60-51
42	Corey James	W	Sr	6'2"	1/15 @ Des. Ridge	W	66-56
44	Ashton Avaang	PF	Sr	6'7"	1/18 vs Highland	W	73-66
					1/23 vs Gilbert	W	72-61
					1/25 @ Queen Cr.	W	63-53
					1/26 @ Corona Sol	L	56-70
					1/30 vs Des. Ridge	L	64-72
					2/02 @ Gilbert	W	63-58
					2/08 @ Highland	L	56-65
					2/14 @ Boulder Cr	W	68-67
					2/16 @ Brophy	L	70-83



The AIA requests that you model good sportsmanship by refraining from derogatory cheers, chants, or behavior toward students, coaches, officials, or other spectators. Speak out if you see inappropriate behavior by immediately notifying event management staff. Together, we can provide a safe and respectful environment for all.



Gilbert
Tigers

AZPREPS365

Photo not Provided

Alignment 6A Central

Region 6-4

Standings #3

Conference 9-7

Rank #16

Overall 9-9

No.	Name	Pos.	Yr.	Ht.	Date	Opponent	Result
0	Gus Cardon	G	Jr	5'11"	11/20 vs	Wms. Field	W 57-40
1	Nazir Richardson	G	Sr	6'3"	11/21 vs	North Valley Christian Acad	W 72-30
2	Jveonte Kidd	G	Sr	6'0"	11/22 vs	Chandler	W 67-36
3	Miles Damra	F	Sr	6'2"	11/24 vs	Corona Sol	W 69-68
4	Jaelen Green	G	Sr	6'3"	11/28 vs	Pinnacle	W 74-71
5	Tyler Latog	G	Sr	5'9"	11/30 vs	Skyline	W 56-31
10	Nash Coons	G	Jr	5'11"	12/01 @	Hamilton	L 48-54
11	Zane Long	G	Jr	5'10"	12/05 @	Campo Ver.	L 45-53
15	Nolan Kramer	F	Jr	6'5"	12/08 @	Westwood	W 67-42
20	Tillman Huish	G	So	6'1"	12/14 vs	Mesquite	L 55-66
21	Brady Ernst	G	So	5'9"	12/26 vs	Central	W 89-74
22	Eli Schlitt	G	So	6'1"	12/27 vs	Casteel	L 45-50
23	Oakley Palmer	G	Sr	6'2"	12/28 vs	Liberty	L 47-59
32	Andrew Nichols	F	So	6'5"	1/04 vs	Perry	L 47-77
33	Parks Gaylord	F	Jr	6'1"	1/08 @	Corona Sol	W 54-52
	Niko Hernandez		Jr		1/09 vs	Brophy	L 44-61
					1/12 vs	Des. Ridge	W 59-45
					1/15 @	Queen Cr.	W 57-36
					1/16 @	Highland	L 56-63
					1/18 vs	Corona Sol	W 57-55
					1/23 @	Des. Vista	L 61-72
					1/25 vs	Highland	L 49-51
					1/26 @	Des. Ridge	W 52-48
					1/30 vs	Queen Cr.	W 57-51
					2/02 vs	Des. Vista	L 58-63
					2/16 vs	Tolleson	W 71-39



The AIA requests that you model good sportsmanship by refraining from derogatory cheers, chants, or behavior toward students, coaches, officials, or other spectators. Speak out if you see inappropriate behavior by immediately notifying event management staff. Together, we can provide a safe and respectful environment for all.



Sandra Day O'Connor

Eagles

AZPREPS365



Alignment 6A Desert Valley

Region 4-6

Standings #5

Conference 10-7

Rank #9

Overall 11-7

No.	Name	Pos.	Yr.	Ht.	Date	Opponent	Result
0	Kaden Hanrath	SG, SF	Sr	6'1"	11/20 vs	North	W 69-29
1	Rylan Parsley	SG, SF	So	6'5"	11/21 vs	Chaparral	W 76-46
2	Jason Cullum	SG	Sr	5'11"	11/22 vs	Higley	W 64-46
3	Landon Wilson	SG, PG	Jr	6'0"	11/25 vs	Chavez	W 62-50
4	Josh Baber	G	Jr	6'3"	11/30 vs	Maricopa	W 67-29
5	Shimon Kouassi	PG	Sr	5'10"	12/01 vs	Des. Vista	W 84-75
10	Tayvion Wilson	PG, SG	Jr	6'1"	12/05 @	Brophy	L 60-69
14	Colton Watson	PG, SG	So	6'6"	12/07 @	Chaparral	W 72-37
15	Amare Runyon	C	So	6'6"	12/11 vs	Chandler	W 86-37
20	Michael Simcoe	PF	Jr	6'8"	12/14 @	Camelback	W 74-45
21	John Simcoe	SF, PF	Jr	6'5"	12/16 @	Mtn Ridge	W 60-41
22	Gary Zehrbach	PF	Sr	6'6"	12/18 @	Sierra Vista (NV) (Las Vegas NV)	W 70-52
23	Ryker Hughes	PF	So	6'6"	12/19 @	Riverside Poly (CA)	L 50-55
24	Blake Colvin	SG	Sr	6'1"	12/20 vs	Centennial (NV)	W 77-64
					1/04 @	Sha. Ridge	W 78-35
					1/06 vs	Mtn Ridge	W 71-51
					1/09 vs	Cibola	W 77-37
					1/12 @	Boulder Cr	L 48-67
					1/15 vs	Pinnacle	W 73-39
					1/18 vs	Sunnyslope	L 66-76
					1/23 @	Liberty	L 76-82
					1/26 vs	Boulder Cr	L 68-78
					1/30 @	Pinnacle	L 49-52
					2/02 vs	Liberty	W 65-60
					2/05 @	Sunnyslope	L 51-80
					2/14 @	Highland	L 68-71



The AIA requests that you model good sportsmanship by refraining from derogatory cheers, chants, or behavior toward students, coaches, officials, or other spectators. Speak out if you see inappropriate behavior by immediately notifying event management staff. Together, we can provide a safe and respectful environment for all.



Red Mountain
Mountain Lions



Photo not Provided

Alignment 6A East Valley

Region 7-3

Standings #2

Conference 11-6

Rank #18

Overall 12-6

No.	Name	Pos.	Yr.	Ht.	Date	Opponent	Result
0	Cade Rothlisberger	W	Sr	5'9"	11/21 @	Coconino	W 57-38
2	Bryce Bigler	G	Sr	6'0"	11/22 @	C. Shadows	L 40-71
3	Connor Craig	G	Sr	6'1"	11/24 vs	Campo Ver.	L 59-67
4	Christian Cargiulo	G	Sr	5'10"	11/28 vs	Rincon/Uni	W 77-51
5	Kwontis Davis	G	Jr	6'1"	11/30 @	Combs	W 79-59
10	Anthony Gamba	G	Jr	6'2"	12/05 vs	Corona Sol	L 52-69
11	Josh MacDonald	G	Jr	6'0"	12/07 vs	Alhambra	W 75-22
12	Gage Lindsey	W	Jr	6'5"	12/08 @	Chandler	L 48-54
14	Conor Doka	G	Sr	6'1"	12/11 vs	Maryvale	W 59-47
15	Pietro Dimuzio	G	Jr	6'0"	12/14 @	Gila Ridge	W 68-33
21	Viktor Johannsson	C, F	Jr	6'3"	12/18 @	Westwood	W 67-56
32	Jackson Weight	C	Sr	6'5"	12/27 @	Campo Ver.	L 43-47
33	Bjorn Molenaar	C	Jr	6'7"	12/28 vs	Sherwood (OR)	L 47-57
35	Jaxon Griffin	F, W	Jr	6'5"	12/29 vs	Highland Prep	L 46-51
					12/29 @		L 40-53
					12/30 vs	Scott Chr.	W 64-54
					1/09 @	Highland	L 52-57
					1/11 vs	Dobson	W 50-40
					1/12 vs	Mesa	L 50-53
					1/17 @	Skyline	W 71-62
					1/23 @	MTV-Mesa	W 46-44
					1/25 vs	Skyline	W 55-24
					1/26 @	Mesa	L 35-51
					1/30 vs	Westwood	W 61-51
					2/02 vs	MTV-Mesa	W 61-52
					2/07 @	Dobson	L 28-49
					2/16 vs	Sha. Ridge	W 60-51



The AIA requests that you model good sportsmanship by refraining from derogatory cheers, chants, or behavior toward students, coaches, officials, or other spectators. Speak out if you see inappropriate behavior by immediately notifying event management staff. Together, we can provide a safe and respectful environment for all.



Highland
Hawks

AZPREPS365



Alignment 6A Central

Region 8-2

Standings #1

Conference 12-4

Rank #8

Overall 13-5

No.	Name	Pos.	Yr.	Ht.	Date	Opponent	Result
0	Kit Filimaaua		Jr	6'0"	11/21 @	Youngker	W 81-40
1	Henry Hall		Sr	5'11"	11/22 vs	Campo Ver.	W 53-35
2	Talon Knollmiller		So	6'0"	11/24 @	C. Shadows	W 53-52
3	Walker Stum		Jr	6'3"	11/28 @	Chavez	W 59-58
5	Nick Reber		Fr	6'2"	11/30 vs	Hamilton	L 39-40
10	Michael Johnson		Jr	6'1"	12/07 vs	Campo Ver.	W 75-50
12	Ty Crandall		Fr	5'11"	12/08 @	Casteel	L 50-60
13	Max Robison		Sr	6'3"	12/11 vs	West Point	W 69-33
23	Grady Crandall		So	6'2"	12/14 vs	Corona Sol	W 68-51
24	Nate Cullimore		Jr	6'0"	12/26 vs	Hayden	W 65-44
30	Josh Gulbrandsen		Sr	6'3"	12/27 @	McClintock	L 48-58
33	Travin Merrill		So	6'4"	12/28 vs	Dobson	W 58-53
					12/29 @	Liberty	W 57-55
					1/03 @	Sunnyslope	L 26-43
					1/04 @	Maricopa	W 69-25
					1/09 vs	Red Mtn	W 57-52
					1/12 @	Queen Cr.	W 62-40
					1/16 vs	Gilbert	W 63-56
					1/18 @	Des. Vista	L 66-73
					1/23 vs	Des. Ridge	W 56-36
					1/25 @	Gilbert	W 51-49
					1/26 vs	Queen Cr.	L 51-59
					1/30 @	Corona Sol	W 61-30
					2/02 @	Des. Ridge	W 61-52
					2/08 vs	Des. Vista	W 65-56
					2/14 vs	O'Connor	W 71-68
					2/16 @	ND Prep	L 42-79



The AIA requests that you model good sportsmanship by refraining from derogatory cheers, chants, or behavior toward students, coaches, officials, or other spectators. Speak out if you see inappropriate behavior by immediately notifying event management staff. Together, we can provide a safe and respectful environment for all.



Dobson
Mustangs

AZPREPS365

Photo not Provided

Alignment 6A East Valley

Region 7-3

Standings #3

Conference 10-7

Rank #19

Overall 11-7

No.	Name	Pos.	Yr.	Ht.	Date	Opponent	Result
2	Anthony Bolton	G	Sr	5'11"	11/20 vs	Chaparral	L 58-62
3	Zayn Young	G	Jr	6'2"	11/21 @	North	W 68-52
4	Tremaine Turner	PF	So	6'2"	11/22 vs	Hayden	W 38-30
5	Patrick Donaldson	G	Sr	5'8"	11/25 vs	Vall Vista	L 57-65
10	Donovan Beard	PG	Sr	6'2"	11/28 vs	Cibola	W 70-56
14	Alex Rios	G	So	6'3"	11/30 vs	Copper Cyn	W 64-34
20	J'Din Menton	W	Fr	6'0"	12/05 @	Tucson	L 61-76
21	Brodi Piluga	G	Jr	6'0"	12/07 vs	Browne	W 72-55
22	Julian Day	W	Jr	5'10"	12/08 @	Maryvale	W 51-28
23	Julian Acereto	W	So	6'1"	12/11 vs	Hamilton	L 37-55
24	Mason Sundberg	PG	Sr	5'10"	12/14 vs	Basha	L 47-79
32	Demetrius Malone	P	Sr	6'4"	12/19 vs	Mesa	L 50-55
33	Kayah Key	F	Jr	6'0"	12/26 @	Mesquite	W 66-62
					12/27 vs	Apollo	L 72-73
					12/28 @	Highland	L 53-58
					1/11 @	Red Mtn	L 40-50
					1/12 vs	MTV-Mesa	W 59-58
					1/18 @	MTV-Mesa	W 55-50
					1/23 vs	Westwood	W 68-35
					1/25 @	Mesa	L 55-67
					1/26 @	North	L 42-63
					1/30 vs	Skyline	W 55-54
					2/02 @	Westwood	W 48-44
					2/07 vs	Red Mtn	W 49-28
					2/08 @	Skyline	W 73-41
					2/16 vs	Des. Ridge	W 63-46



The AIA requests that you model good sportsmanship by refraining from derogatory cheers, chants, or behavior toward students, coaches, officials, or other spectators. Speak out if you see inappropriate behavior by immediately notifying event management staff. Together, we can provide a safe and respectful environment for all.



Tucson
Badgers

AZPREPS365

Photo not Provided

Alignment 6A South

Region 6-0

Standings #1

Conference 8-0

Rank #7

Overall 16-1

No.	Name	Pos.	Yr.	Ht.	Date	Opponent	Result
0	Quintin Ragland	G, F	Jr	6'1"	11/27 @	Nogales	W 59-55
1	Xavier Grajeda Cruz	G, F	Jr	6'2"	11/28 vs	Buena	W 65-50
					11/30 vs	MTV-Marana	W 67-54
2	Tavion Okougbo	PG, SG	So	5'7"	12/01 vs	Iron Ridge	W 90-33
3	Adam Bernal	PG, SG	Sr	5'7"	12/04 @	Salpointe	L 49-50
					12/05 vs	Dobson	W 76-61
4	Bryson Abalos	PG, SG	Jr	5'8"	12/06 @	Maricopa	W 89-35
5	Adam Armadillo	PG, SG	Jr	5'7"	12/11 vs	Rio Rico	W 91-31
10	Malaki Cunningham-Hiadzi	F, W	So	6'4"	12/13 @	CFoothills	W 56-53
					12/18 vs	Des. View	W 109-27
11	Ray Porter	F	So	6'2"	12/21 vs	Cibola	W 74-24
12	Abraham Lopez-Portillo	F	Sr	6'0"	12/22 vs	ALA - QC	W 57-54
					12/23 vs	Sahuaro	W 48-45
21	Julio Marquez	SG, G	Jr	5'10"	1/11 @	Cienega	W 67-56
22	CJ Porter	G, SG	Jr	5'10"	1/16 @	Marana	W 70-37
					1/18 vs	Rincon/Uni	W 83-50
23	Brevin Koch	F, W	Sr	6'3"	1/23 vs	Sunnyside	W 75-45
24	Patrick Flores	PG, G	So	5'10"	1/25 vs	Marana	W 84-53
					1/30 @	Rincon/Uni	W 94-66
32	Claude Uwahawenayo	F	Sr	6'0"	2/01 @	Sunnyside	W 77-41
					2/14 vs	Casteel	W 58-51
					2/16 @	Sunnyslope	L 38-54



The AIA requests that you model good sportsmanship by refraining from derogatory cheers, chants, or behavior toward students, coaches, officials, or other spectators. Speak out if you see inappropriate behavior by immediately notifying event management staff. Together, we can provide a safe and respectful environment for all.



Corona del Sol

Aztecs



Photo not Provided

Alignment 6A Central

Region 4-6

Standings #4

Conference 7-8

Rank #15

Overall 9-9

No.	Name	Pos.	Yr.	Ht.	Date	Opponent	Result
1	Jayson Covington		Sr	6'1"	11/20 vs	AZ Prep	W 65-38
2	Zak Ali		Sr	6'0"	11/21 vs	Des. Ridge	W 64-46
3	Crew Swearingen		Sr	6'0"	11/22 vs	Casteel	W 59-56
4	Anderson Lim		Sr	6'1"	11/24 @	Gilbert	L 68-69
12	Mihail Kostadinovski		Sr	6'3"	12/05 @	Red Mtn	W 69-52
14	Isaac Elzy		Sr	5'11"	12/07 vs	Higley	L 51-62
20	DeShaun Johnson		Jr	6'3"	12/08 @	MTV-Mesa	W 47-34
21	LaVelle Lewis		Sr	5'10"	12/11 vs	Pinnacle	L 73-75
23	Bo Dolinsek	PF	Sr	6'7"	12/14 @	Highland	L 51-68
30	Tyler Lelakowski	SG	Sr	6'1"	12/21 @	CFoothills	L 60-69
32	Rj Rucker	SF	Sr	6'4"	12/22 @	ALA - Ironwood	W 71-65
33	Justin Lam		Sr	5'10"	12/23 vs	Cholla	W 81-70
35	Shokoi Yarde	SG	Sr	5'11"	1/04 vs	Chandler	W 58-43
55	Nick Hille		Sr	6'0"	1/08 vs	Gilbert	L 52-54
					1/10 vs	Rancho	W 68-59
					1/12 @	Des. Vista	L 51-60
					1/15 vs	Basha	L 62-67
					1/18 @	Gilbert	L 55-57
					1/23 vs	Queen Cr.	W 72-68
					1/25 @	Des. Ridge	W 68-66
					1/26 vs	Des. Vista	W 70-56
					1/27 @	Mtn Pointe	W 67-57
					1/30 vs	Highland	L 30-61
					2/02 @	Queen Cr.	W 70-64
					2/05 vs	Des. Ridge	L 69-71
					2/16 vs	Mtn Ridge	W 70-54



The AIA requests that you model good sportsmanship by refraining from derogatory cheers, chants, or behavior toward students, coaches, officials, or other spectators. Speak out if you see inappropriate behavior by immediately notifying event management staff. Together, we can provide a safe and respectful environment for all.



Pinnacle
Pioneers

AZPREPS365

Photo not Provided

Alignment 6A Desert Valley

Region 5-5

Standings #3

Conference 8-8

Rank #10

Overall 11-8

No.	Name	Pos.	Yr.	Ht.	Date	Opponent	Result
0	Braylon Johnson	SF	Sr	6'7"	11/22 vs	Peoria	W 67-41
1	Ryan Nelson	G	Jr	6'1"	11/24 @	C foothills	W 60-50
2	Jameson Vick	F	Sr	6'0"	11/25 vs	Mtn Pointe	W 61-57
3	Dawson Moyer	F, F	Sr	6'2"	11/28 @	Gilbert	L 71-74
4	Tommy Randolph	PG	Sr	6'3"	11/30 vs	Horizon	W 97-55
5	Domonic Okeke	G	Sr	6'1"	12/01 vs	Des. Mtn	W 98-97
10	Charlie Taber	G	Jr	6'1"	12/05 vs	Chaparral	W 78-50
11	Saleem Gakiza	G	So	6'5"	12/07 vs	North	W 82-42
12	Cameron Hurt	PG	Fr	5'10"	12/08 @	Hamilton	L 48-51
12.5	Malichi Mims	G	Fr	6'0"	12/11 @	Corona Sol	W 75-73
13	Kareem Alkhalifa	G, F	So	6'5"	12/15 @	Liberty	W 75-66
14	Tate Williams	F	Jr	6'2"	12/18 @	Perry	L 36-66
15	Tyler Sehnal	G	Jr	6'0"	12/27 @	Bfd Chr. (CA)	L 62-64
20	Christian Wells	G, F	Sr	6'2"	12/28 vs	Houston Christian (TX)	L 72-79
21	Brycen Colebrook	F	Sr	6'2"	12/29 @	Clovis W (CA)	L 64-77
22	Elliot Lounds	C	Jr	6'5"	12/30 vs	ND Prep	W 64-52
23	Connor Corey	F	Jr	6'5"	1/09 vs	Mesa	W 65-51
24	Gabe Hill	PG	Jr	6'0"	1/12 vs	Sunnyslope	L 52-62
33	Ben Robinson	G	Jr	5'8"	1/15 @	O'Connor	L 39-73
41/42	Kyle Naylor	G	Sr	6'0"	1/18 vs	Boulder Cr	W 70-62
					1/23 @	Mtn Ridge	W 83-64
					1/25 vs	Liberty	L 50-68
					1/26 @	Sunnyslope	L 41-72
					1/30 vs	O'Connor	W 52-49
					2/01 @	Boulder Cr	L 50-69
					2/02 vs	Mtn Ridge	W 71-54
					2/14 @	Mesquite	L 57-60



The AIA requests that you model good sportsmanship by refraining from derogatory cheers, chants, or behavior toward students, coaches, officials, or other spectators. Speak out if you see inappropriate behavior by immediately notifying event management staff. Together, we can provide a safe and respectful environment for all.



Liberty
Lions

AZPREPS365



Alignment 6A Desert Valley

Region 5-5

Standings #4

Conference 8-8

Rank #14

Overall 10-8

No.	Name	Pos.	Yr.	Ht.	Date	Opponent	Result
10	Nicholas Topolosek	PG	Fr	6'1"	11/20 vs	Highland Prep	W 89-66
12	Stephan Miller	SG	Jr	6'3"	11/21 vs	Sun. Mtn	W 70-53
14	Zion Eboru	SG	Sr	6'2"	11/22 vs	Chavez	L 55-63
20	Ben Leber	C	Jr	6'2"	11/25 @	Higley	W 106-87
22	Jackson Hunter	SG	Jr	6'4"	11/28 @	Perry	L 37-69
24	Ring Nyeri	PF, C	Sr	6'8"	11/30 @	Boulder Cr	L 39-50
30	Jacob Hunter	PF	Fr	6'3"	12/05 @	Hamilton	L 54-64
32	Aiden Dunne	PG, SG	Sr	6'1"	12/07 vs	Hayden	W 89-85
34	Elias Mills	PG, SG	Sr	5'10"	12/08 vs	Sha. Ridge	W 88-72
40	Keegan Colter	PG, SG	So	6'3"	12/11 @	Prd. Honor	W 74-68
42	Mark Duguid	PF	Jr	6'4"	12/14 @	MTV-Mesa	L 56-70
44	David Onuh	SF, SG	So	6'2"	12/15 vs	Pinnacle	L 66-75
50	Vincent Busalacchi	PF	So	6'0"	12/21 vs	Queen Cr.	W 72-63
52	Mikey Lujan	C, PF	So	6'4"	12/26 vs	T-bird	W 79-66
					12/27 @	Hamilton	L 43-57
					12/28 @	Gilbert	W 59-47
					12/29 vs	Highland	L 55-57
					1/12 @	Mtn Ridge	W 76-71
					1/16 vs	Sunnyslope	L 37-58
					1/19 vs	Sun. Mtn	W 68-58
					1/23 vs	O'Connor	W 82-76
					1/25 @	Pinnacle	W 68-50
					1/26 vs	Mtn Ridge	W 89-82
					1/30 vs	Boulder Cr	W 76-67
					2/02 @	O'Connor	L 60-65
					2/08 @	Sunnyslope	L 58-69
					2/14 @	ND Prep	L 75-91



The AIA requests that you model good sportsmanship by refraining from derogatory cheers, chants, or behavior toward students, coaches, officials, or other spectators. Speak out if you see inappropriate behavior by immediately notifying event management staff. Together, we can provide a safe and respectful environment for all.



Hamilton
Huskies

AZPREPS365



Alignment 6A Premier

Region 2-6

Standings #4

Conference 8-8

Rank #11

Overall 9-9

No.	Name	Pos.	Yr.	Date	Opponent	Result
1	Makai Taylor	SG, PG	Jr	11/21 @	Casa Gr.	W 76-24
2	Patrice Mpouli Epo	P, SG	So	11/22 vs	ALA - Gilbert N.	W 56-55
3	Andy Valle	SG	Sr	11/24 @	Mesquite	W 57-56
4	Elijah St. onge	PG, SG	Sr	11/25 @	Mesa	L 41-44
5	Davion Harris	SG	Jr	11/28 vs	Deer Vall	L 66-67
10	Caron Perez	SG	Fr	11/30 @	Highland	W 40-39
13	Marquice Cole	SG	So	12/01 vs	Gilbert	W 54-48
15	Adam Slater	PG	So	12/05 vs	Liberty	W 64-54
20	Drew Boyd	SG	Jr	12/08 vs	Pinnacle	W 51-48
21	Dylan Lee	SF, SG	Sr	12/11 @	Dobson	W 55-37
23	Isaiah Terry	SF, SG	Jr	12/13 @	Brophy	L 48-66
24	Andrew Maier	PF, C	Jr	12/16 vs	Doherty (Colorado Springs, CO)	W 55-38
33	Elijah Brush	PF	Jr	12/21 @	Mesa	L 40-53
	William Rossi	SF	Sr	12/26 vs	Mtn Pointe	W 78-40
				12/27 vs	Liberty	W 57-43
				12/28 @	Casteel	L 45-48
				12/29 @	Apollo	W 63-27
				1/09 vs	Sunnyslope	L 30-59
				1/11 @	Mtn Ridge	W 64-45
				1/12 vs	Chandler	W 54-38
				1/18 @	Basha	L 53-60
				1/23 vs	Perry	L 36-58
				1/26 @	Chandler	W 42-33
				2/01 vs	Basha	L 32-60
				2/02 @	Perry	L 33-69
				2/07 vs	Brophy	L 43-56
				2/14 @	Ironwood	L 39-61



The AIA requests that you model good sportsmanship by refraining from derogatory cheers, chants, or behavior toward students, coaches, officials, or other spectators. Speak out if you see inappropriate behavior by immediately notifying event management staff. Together, we can provide a safe and respectful environment for all.



**YOUR PRE-GAME
& POST-GAME
DESTINATION**



**Find Your Barro's Location
at barrospizza.com**



@BARROSPIZZA

BARROSPIZZA.COM

DINE-IN • TAKE-OUT • ONLINE • DELIVERY

Total Office Solutions



Get in touch with our
workflow experts today for
customized office solutions

480-305-5500



PACIFIC OFFICE AUTOMATION
Managed IT Services

— PROBLEM SOLVED —

4501 E McDowell Rd.
Phoenix, AZ 85008

pacificoffice.com

6A GIRLS TEAMS RESET, READY FOR TOURNAMENT BATTLE

Ben Stapley
AZPreps365.com

The beauty of the Open Division tournament format is the best interests of all conferences are served. Teams that lost in the first two rounds of the Open playoff, or qualified through power rankings still have a shot at extending their seasons with loftier accomplishments and the chance to play on the big stage at Veterans Memorial Coliseum on March 2nd. Tucson Sunnyside (24-4), Dobson (20-8) and O'Connor (17-9) are among those teams with that common goal.

Dobson stormed through the East Valley Region this year after falling three points short of a 6A title last March in the championship game. Rest assured the Mustangs are not lacking motivation, nor perspective. Sunnyside will have a significant home court advantage in the quarterfinals, with either Perry or Chandler having to make the near 100 mile bus trip down South to face the Blue Devils. However, all that really matters is what happens for 32 minutes on the court.

"The format works out great because it gives everyone a chance to step back, regroup and set out for new goals," O'Connor coach Charles Wilson said of the 6A tournament. "Our goal is to win the 6A state championship."

Wilson knows what it takes to win titles. He was a part of two recent 5A state titles with Millennium, where he served as an assistant before taking over the O'Connor program in 2022-'23. In his first season as head coach for O'Connor, Wilson led the Eagles to the 6A quarterfinals before losing to Gilbert. After beating No. 16 Canyon View in the first round of the Open Playoff last week, O'Connor fell to top seed Hamilton. Now back in the 6A bracket, Wilson and his club would like to take it all the way this year, and the Eagles (17-9) have the talent to make it happen.

Forward Thalia Daniels is one of the state's best players, averaging over 15 points and six rebounds a game. Right behind Daniels are underclassmen Audrey Bhesania and Ava Schooler. Besides scoring, Wilson refers to sophomore Bhesania as a do everything player on both ends of the court.

Schooler is a freshman who's brought athleticism and more scoring to the offense this season with over 11 points per game.

Unlike Sunnyside and Dobson, O'Connor will not have a first round bye, but neither did last year's 6A champion Valley Vista, who took the title as a No. 5 seed.

"We learned a valuable lesson this year after losing a close game to Mesa," Dobson senior Ahdiyah Chee said before this year's playoffs began. "After coming so close to a championship last year, we kind of thought it meant we'd already earned something this year, but that's not how it works. We have to earn it just like anyone else."

Sunnyside

The Blue Devils earned the No. 1 seed and a first round bye after dominating in and around Tucson all season. A narrow six point loss to Sunrise Mountain knocked the Blue Devils out of the Open tournament. "We are young with two freshmen starting but they have contributed to our success," coach Justin Delgado says of his Sunnyside squad. Senior forward Nayeli Nidez-Acuña is not only the leading scorer with 17 points, but she's also dominant on the glass, averaging 12 rebounds per game, which sets up high percentage putbacks and ignites the transition game for Sunnyside. The freshmen mentioned by coach Delgado are Ylena Gross and Janae Pritchett, and both averaging 10 points per game to give the Blue Devils offensive balance. Sunnyside did not lose to a Southern Arizona school all season.



Dobson, the 6A runner-up last season, is the No. 2 seed this season and probably wants a different type of trophy this year. (Jose Garcia photo/AZPreps365)

Dobson

The Mustangs also pulled it off last season in the 6A championship game, falling to Valley Vista in a heartbreaking 48-46 loss. Coach Henry Bribiescas has been a basketball fixture in the East Valley for many years, and he has players with talent and championship experience. Five players average at least five points per game or more for the Mustangs. Senior Ahdiayh Chee leads the way with nearly 13 a game, and fellow senior Isabella Jensen at just under 10 points. With the exception of a three point loss to Mesa, Dobson tore through region opponents, winning by an average of just under 30 points per game.

Sandra Day O'Connor

Last year's quarterfinal loss to Gilbert was a good experience for the Eagles and they want more this time around. "We're excited and look at this tournament as a new challenge and a great opportunity," coach Charles Wilson says. Thalia Daniels, Audrey Bhesania and Ava Schooler lead the offense with a combined 40 points per game. At 5-10, the sophomore Bhesania leads the team with five assists a game as a part-time point guard.

Cesar Chavez

If not for defending 6A champ and region rival Valley Vista, Cesar Chavez might still be alive in the Open tournament with a 21-2 record, as three of the Champions losses came to the Monsoon. The most recent was a first round Open Division playoff loss by nine points, but Cesar Chavez can still make this season a memorable one. Underclassmen lead the way offensively, with juniors Sophia Doromal and Lakeisha Robinson combining for 25 points a game. Robinson makes a difference on both sides with eight rebounds a game. Freshman Alex Ballard is averaging just under 10 points a clip.

Mesa

The Jackrabbits proved their capability this season with a 46-43 win over Dobson, and the consistent effort required to make a deep playoff run. "Our team is gritty and we play from start to finish," coach Katie Fonseca says of her team. "There is no quit in us from opening tipoff to the final whistle. Offensively we like to push the ball and play up tempo, exciting and fun basketball while attacking in transition and shooting the 3 ball. Defensively we like to apply pressure all game." Senior Amaya Bekele won Region Co-Player of the year honors while averaging nearly 12 points a game for Mesa, and has carried the Jackrabbits when the circumstances require. Anaya Packer is a four year varsity player with three years of starting experience. Both Bekele and Packer will need to perform at a high level for the 'Rabbits to make a run.

Red Mountain

The Mountain Lions have a standout player in senior Makaia Jenkins, and more importantly near bottomless depth on its roster. "Our rotation is usually 9-10 players so we are really a deep team," coach Anthony Jackson says of his Red Mountain Club. Jenkins was named East Valley Region offensive player of the year and averaged 12 points a game. Sophomore Payton Westra is pulling down 10 rebounds per game this season, earning her region defensive player of the year honors. Westra, whose father was a standout athlete for Red Mountain, is also scoring seven points a game on the offensive side. Junior Macy Johnson is scoring just under 12 points a game, forming a solid 1-2 punch along with Jenkins.

Cibola

The Raiders are a rare team entering the 6A tournament on a significant winning streak, with their last defeat coming in early January to O'Connor. If Cibola can win at least a game or two, Senior Sierra Bomhower has a chance to eclipse the 1,500 point mark for her career. Mariana Vega is averaging a double-double with 10 points and 11 rebounds per game for the Raiders. Point guard Isabella Molina is an experienced senior dishing out nearly six assists per game. The chemistry and experience between Molina and Bomhower could make a difference in close playoff contests.

Perry

Perhaps no other team is more anxious to rewrite its season than Perry. Such an opportunity is what makes the postseason so exciting to watch. The Pumas navigated a difficult first half of the season dealing with injuries and awaiting transfer eligibility. But Perry is no stranger to playoff success, having advanced to last season's Open Division semifinal, and reaching the 6A title game in 2022 before falling to Valley Vista. Point guard Isabella Ivy is in her third varsity season and has developed into a leader on and off the court. Her varsity experience the past two years became invaluable this season. Transfers Bella Burcar and Maci Hess have been welcome additions for Perry as well.

2024 Girls Basketball

6A Conference Play-In



Play In
February 15

Play In
February 15

G1: 2/15, 7pm Cibola HS

#29 Skyline	41
#14 Cibola	75

G5: 2/15, 7pm Chandler HS

18	Mountain Ridge #27
58	Chandler #16

G2: 2/15, 7pm Tucson High Magnet School

#22 Basha	56
#21 Tucson	58

G6: 2/15, 7pm Gila Ridge HS

53	North #25
57	Gila Ridge #18

G3: 2/15, 7pm Highland HS

#23 Rincon/University	35
#20 Highland	43

G7: 2/15, 7pm Shadow Ridge HS

50	Mountain View, Mesa #24
45	Shadow Ridge #19

G4: 2/15, 7pm Desert Ridge HS

#26 Liberty	42
#17 Desert Ridge	58

G8: 2/15, 7pm Perry HS

48	Westwood #28
86	Perry #15

The bottom team in the matchup is the home team.

Dates, times and locations subject to change.

2024 AIA Girls Basketball 6A State Championship



Round 1
February 22

Quarterfinals
February 24

Semifinals
February 27

Final
March 2



The bottom team in the matchup is the home team.
Dates, times and locations subject to change.



Sunnyside Blue Devils

AZPREPS365



Alignment 6A South

Region 6-0

Standings #1

Conference 7-1

Rank #6

Overall 17-1

No.	Name	Pos.	Yr.	Ht.
0	Janae Pritchett	SG, PG	Jr	5'4"
2	Anyssa Lerma	G	So	
3	Ylena Gross	SG, PG	Fr	
4	Taylor Rainwater	G	Fr	
5	Maliya Robles	G	Sr	
11	Kyla Cannon	G	Fr	
14	Adrianna Soto	F	Sr	
21	Mia Gonzales	G	Jr	
22	Esabella Barajas	W	So	
23	Nayeli Nidez-Acuña	W, F	Sr	
24	Dora Medina	PG, W	Fr	
25	Alana Felix	PG, W	Sr	
34	Angelique Yanez	PF, C	So	
	Katrina Sanchez	G	Sr	

Date	Opponent	Result
11/20 @	Thatcher	W 62-24
11/20 @	Wildn Grove	W 74-12
11/21 @	Snowflake	W 44-42
11/21 @	Mica Mtn.	W 59-51
11/22 vs	Show Low	L 35-40
11/28 @	Des. View	W 77-9
11/30 @	Cienega	W 59-23
12/01 vs	MTV-Mesa	W 69-36
12/05 vs	MTV-Marana	W 68-50
12/06 vs	Pueblo	W 64-56
12/11 @	C foothills	W 68-45
12/14 @	Nogales	W 61-41
12/19 vs	Palo Verde	W 80-7
12/21 vs	Sahuarita	W 75-54
12/28 @	Canyon Oro	W 51-15
12/28 @	Pueblo	W 49-33
12/29 @		L 41-49
12/29 @	Flow Wells	W 50-17
1/09 vs	Buena	W 73-16
1/11 @	Chavez	L 48-51
1/12 @	Iron Ridge	W 70-41
1/16 @	Rincon/Uni	W 47-43
1/18 vs	Marana	W 72-41
1/23 vs	Tucson	W 52-46
1/25 vs	Rincon/Uni	W 46-29
1/30 @	Marana	W 67-27
2/01 @	Tucson	W 73-33
2/13 vs	Sun. Mtn	L 41-47



The AIA requests that you model good sportsmanship by refraining from derogatory cheers, chants, or behavior toward students, coaches, officials, or other spectators. Speak out if you see inappropriate behavior by immediately notifying event management staff. Together, we can provide a safe and respectful environment for all.



Dobson
Mustangs

AZPREPS365

Photo not Provided

Alignment 6A East Valley

Region 9-1

Standings #1

Conference 15-2

Rank #7

Overall 16-2

No.	Name	Pos.	Yr.	Ht.	Date	Opponent	Result
1	Amya Malone	SG	Jr	5'8"	11/21 @	Cibola	W 58-35
2	Heaven Walker	SG	Fr	5'7"	12/05 vs	Tucson	W 71-28
4	Jaziah Billey	PG	Jr	5'4"	12/07 @	Browne	W 74-11
10	Marley Perez	PG	Fr	5'4"	12/08 vs	Maryvale	W 88-16
12	Aliana Garcia		So	5'10"	12/11 @	Hamilton	L 36-65
15	Talia Elson	F	Sr	5'8"	12/18 vs	Volcano Vista (NM)	L 0-48
21	Malia Moreno	SG	Fr	5'7"	1/11 vs	Red Mtn	W 57-34
22	Isabella Jensen	SF	Sr	6'0"	1/12 @	MTV-Mesa	W 58-23
23	Ahdiayh Chee	SG	Sr	5'6"	1/15 vs	Skyline	W 61-27
24	Sophia Fonseca	SF, PF	Sr	5'8"	1/18 vs	MTV-Mesa	W 58-36
25	Lana Shirley	C	Fr	5'8"	1/19 @	Copper Cyn	W 61-11
32	Shaylee Peshlakai	SG	Jr	5'6"	1/23 @	Westwood	W 58-26
					1/25 vs	Mesa	L 43-46
					1/26 vs	North	W 51-26
					1/30 @	Skyline	W 63-29
					2/01 @	Red Mtn	W 47-29
					2/02 vs	Westwood	W 61-17
					2/05 @	Basha	W 78-36
					2/08 @	Mesa	W 48-31
					2/13 vs	Kellis	W 53-49
					2/15 @	Des. Vista	L 26-57



The AIA requests that you model good sportsmanship by refraining from derogatory cheers, chants, or behavior toward students, coaches, officials, or other spectators. Speak out if you see inappropriate behavior by immediately notifying event management staff. Together, we can provide a safe and respectful environment for all.



Chandler
Wolves

AZPREPS365

Photo not Provided

Alignment 6A Premier

Region 2-6

Standings #4

Conference 8-8

Rank #16

Overall 9-9

No.	Name	Pos.	Yr.	Ht.
1	Jesminda Garcia	G	So	5'8"
3	Lexie Neel	SG	Fr	5'6"
5	Markayla Shirley	PG	So	5'4"
10	Imani Galera-Young	F	So	5'8"
11	Aaliyah Wilcox	P	So	5'8"
12	Jordan Wright	P	Fr	5'10"
13	Jayla Freeman	PF	Fr	5'5"
14	Averi Mehlberg	G	So	5'9"
20	Elizabeth Seaton	P	Jr	5'7"
21	Mya Schultz	P	Sr	5'5"
22	Kamil Young	P	Sr	5'8"
23	Karis Hurd	G	So	5'7"
24	Karina Hunter	G	Jr	5'7"

Date	Opponent	Result
11/20 @	Kellis	W 51-42
11/20 vs	Liberty	W 40-30
11/21 @	Sha. Ridge	W 53-26
11/21 vs	Basha	W 65-50
11/28 @	Eastmark	W 57-52
11/30 vs	Cibola	W 48-43
12/05 @	Perry	L 45-76
12/07 vs	Wms. Field	L 36-50
12/08 @	Red Mtn	W 48-37
12/11 vs	O'Connor	L 37-52
12/12 vs	Xavier	L 42-68
12/14 @	Tolleson	W 57-29
12/18 @	Hilnd Rnch (CO)	L 36-63
1/09 vs	Chavez	L 38-72
1/11 @	North	W 58-46
1/12 vs	Hamilton	L 41-66
1/17 vs	Corona Sol	W 69-32
1/23 @	Basha	W 58-31
1/25 vs	Perry	L 62-64
1/26 @	Hamilton	L 45-59
1/30 @	Xavier	L 47-55
2/02 vs	Basha	W 56-27
2/06 vs	MTV-Mesa	W 56-40
2/15 vs	Mtn Ridge	W 58-18



The AIA requests that you model good sportsmanship by refraining from derogatory cheers, chants, or behavior toward students, coaches, officials, or other spectators. Speak out if you see inappropriate behavior by immediately notifying event management staff. Together, we can provide a safe and respectful environment for all.



Perry
Pumas

AZPREPS365

Photo not Provided

Alignment 6A Premier

Region 3-5

Standings #3

Conference 8-7

Rank #15

Overall 8-10

No.	Name	Pos.	Yr.	Ht.	Date	Opponent	Result
1	Taylor Shah	SG	Fr		11/15 @	Basha	L 64-70
2	Mackenzie Lewis	G	Fr	5'7"	11/16 @	Corona Sol	W 52-31
3	Ella Murakami	SF, SG	Sr	5'11"	11/17 @	Pinnacle	L 41-49
4	Riley Duerksen	SG	Fr		11/20 vs	MTV-Mesa	W 71-51
5	Hannah Strauss	PG	Jr		11/21 vs	Hamilton	L 42-65
10	Trinity Jones	SF	Fr		11/24 @	La Vega (Waco, TX)	L 35-46
11	Rylee Hoar	SG	So		11/25 @	South Grand Prairie (Grand Prairie, TX)	L 36-63
21	Maci Hess	SF	Jr	5'9"	11/27 vs	Boulder Cr	W 92-18
23	Isabella Ivy	PG	Jr		11/28 @	Liberty	W 74-36
24	Sage Henry	PG, SG	So	5'11"	11/29 @	Millennium	L 47-57
30	Bella Burcar	SG	So		12/05 vs	Chandler	W 76-45
32	Novelle Mcquiston	SG	So	5'11"	12/08 vs	Sunnyslope	W 63-54
					12/12 vs	Gilbert	L 65-88
					1/06 vs	Basha	W 89-46
					1/20 @	Xavier	L 42-71
					1/25 @	Chandler	W 64-62
					2/01 vs	Xavier	L 44-69
					2/02 @	Hamilton	L 34-63
					2/15 vs	Westwood	W 86-48



The AIA requests that you model good sportsmanship by refraining from derogatory cheers, chants, or behavior toward students, coaches, officials, or other spectators. Speak out if you see inappropriate behavior by immediately notifying event management staff. Together, we can provide a safe and respectful environment for all.



Highland
Hawks

AZPREPS365

Photo not Provided

Alignment 6A Central

Region 5-5

Standings #4

Conference 7-9

Rank #20

Overall 7-11

No.	Name	Pos.	Yr.	Ht.	Date	Opponent	Result
1	Megan Kalkman		So		11/17 @	Hamilton	L 36-75
2	Madilyn Gewirtz		Sr		11/20 vs	Mtn Pointe	W 62-47
3	Addison Riggs	SG	So		11/20 @	McClintock	W 38-32
4	Isabella Cruz		So		11/21 vs	Mesa	L 31-56
10	Emilee Searle		So		11/22 @	Corona Sol	W 60-52
11	Emery Wright		Fr	5'6"	11/28 vs	Chavez	L 36-47
12	Abbigale Anderson		So		12/01 vs	Sunnyslope	L 51-58
14	Jenna Douglas		Fr		12/08 vs	Casteel	L 50-51
22	Amira Aoufe		So		12/11 @	West Point	W 55-21
23	Kaitlyn Saunders		So		12/14 @	Corona Sol	W 42-41
32	Bailey Williams		Fr	5'10"	12/29 vs	PV	W 54-40
					12/29 @	Mingus Un	W 63-46
					12/30 vs	Cibola	L 34-67
					12/30 @	Prescott	W 68-44
					1/04 vs	Maricopa	W 75-47
					1/09 @	Red Mtn	L 32-50
					1/12 vs	Queen Cr.	W 52-21
					1/16 vs	Gilbert	L 46-68
					1/18 vs	Des. Vista	L 44-90
					1/23 @	Des. Ridge	W 70-55
					1/25 @	Gilbert	L 25-75
					1/26 @	Queen Cr.	W 57-19
					1/30 vs	Corona Sol	W 69-34
					2/01 @	Des. Vista	L 20-79
					2/02 vs	Des. Ridge	L 48-59
					2/06 @	Campo Ver.	L 44-56
					2/15 vs	Rincon/Uni	W 43-35



The AIA requests that you model good sportsmanship by refraining from derogatory cheers, chants, or behavior toward students, coaches, officials, or other spectators. Speak out if you see inappropriate behavior by immediately notifying event management staff. Together, we can provide a safe and respectful environment for all.



Mesa
Jackrabbits



Photo not Provided

Alignment 6A East Valley

Region 8-2

Standings #2

Conference 11-5

Rank #12

Overall 11-7

No.	Name	Pos.	Yr.	Ht.	Date	Opponent	Result
2	Kylie Tucker	PG	Fr	5'3"	11/20 @	Corona Sol	W 61-29
3	Heidi Huston	F	Jr	5'11"	11/21 @	Highland	W 56-31
5	Marlee Straub	PG	Jr	5'5"	11/22 vs	Mtn Pointe	W 45-22
10	Ava Michira	F	Sr	5'3"	11/22 @	McClintock	W 45-17
11	Presley Packer	SG, PG	Jr	5'5"	11/27 @	Queen Cr.	W 45-9
12	Tilley Cummand	PF	Jr	5'11"	12/01 vs	Sha. Ridge	W 38-19
20	Tricity Winfield	PG	Jr	5'5"	12/05 @	Des. Ridge	W 48-39
21	Amya Bekele	SG, PG	Sr	5'9"	12/07 @	Salpointe	L 21-42
22	Camille Higginbothan	PF, SG	Jr	6'0"	12/11 vs	Canyon View	L 31-42
23	Vanessa Cordova	F	So	5'8"	12/14 vs	Des. Vista	L 29-66
24	Ilea Lopez	G	Jr	5'3"	12/18 @	Francis Parker (CA) (San Diego CA)	L 37-40
32	Brooke Turcotte	F	Jr	5'5"	1/04 @	Hamilton	L 37-50
33	Lucy Bandura	F, SG	Fr	5'8"	1/09 vs	Pinnacle	L 36-52
34	Gracie Brown	G	So	5'5"	1/12 vs	Red Mtn	W 44-32
40	Anaya Packer	PF, SG	Sr	5'11"	1/16 @	MTV-Mesa	W 48-34
					1/18 @	Westwood	W 62-34
					1/23 vs	Skyline	W 50-24
					1/25 @	Dobson	W 46-43
					1/26 @	Red Mtn	L 36-44
					1/30 vs	MTV-Mesa	W 47-35
					2/01 vs	Westwood	W 50-35
					2/02 @	Skyline	W 36-19
					2/08 vs	Dobson	L 31-48
					2/13 @	Pinnacle	L 32-63



The AIA requests that you model good sportsmanship by refraining from derogatory cheers, chants, or behavior toward students, coaches, officials, or other spectators. Speak out if you see inappropriate behavior by immediately notifying event management staff. Together, we can provide a safe and respectful environment for all.



Tucson
Badgers

AZPREPS365



Alignment 6A South

Region 2-4

Standings #2

Conference 3-5

Rank #21

Overall 9-9

No.	Name	Pos.	Yr.	Date	Opponent	Result
3	Amaya Trujillo	PG	Jr	11/21 @	Iron Ridge	L 45-53
10	Kalenna Carley	SG	Sr	11/24 @	Xavier	L 30-79
20	Icela South	SG	Jr	11/28 @	Buena	W 46-33
21	Khrysta Yourgulez	SG	Sr	11/30 @	MTV-Marana	W 46-37
22	Kamila Vasavilbaso	SG	Jr	12/05 @	Dobson	L 28-71
23	Destiney Brown	SG	So	12/06 vs	Maricopa	W 60-29
25	Iris Barcenias	SG	Sr	12/07 @	Des. View	W 50-15
30	Shanice Walters	PG	Jr	12/11 @	Rio Rico	L 43-59
32	Alessandra Casanova	SG	Jr	12/13 vs	Salpointe	L 34-71
				12/29 @	Kellis	L 55-78
				12/29 vs	Mtn Ridge	W 59-49
				12/30 vs	L Williams	W 32-30
				12/30 @	PV	W 45-43
				1/09 vs	Cholla	W 67-22
				1/11 vs	Cienega	W 51-41
				1/15 vs	Nogales	W 51-44
				1/16 vs	Marana	W 56-37
				1/18 @	Rincon/Uni	L 31-39
				1/19 vs	CFoothills	L 55-61
				1/23 @	Sunnyside	L 46-52
				1/25 @	Marana	L 31-43
				1/30 vs	Rincon/Uni	W 38-30
				2/01 vs	Sunnyside	L 33-73
				2/15 vs	Basha	W 58-56



The AIA requests that you model good sportsmanship by refraining from derogatory cheers, chants, or behavior toward students, coaches, officials, or other spectators. Speak out if you see inappropriate behavior by immediately notifying event management staff. Together, we can provide a safe and respectful environment for all.



Cesar Chavez
Champions

AZPREPS365

Photo not Provided

Alignment 6A West Valley

Region 8-2

Standings #2

Conference 14-3

Rank #10

Overall 15-3

No.	Name	Pos.	Yr.	Ht.	Date	Opponent	Result
0	Victoria Ballard	PG	Jr	5'3"	11/21 vs	Tolleson	W 89-22
1	Malia Woodberry		Fr		11/28 @	Highland	W 47-36
2	Sophia Doromal	SG, PG	Jr		11/30 vs	Fairfax	W 69-37
3	Alex Ballard	SG, PG	Fr		12/05 vs	North	W 77-35
4	Jaiden Stokes	SG, SF	Fr		12/07 @	Maryvale	W 86-18
5	Dalaiha Madden	G	Sr	5'4"	12/08 vs	West Point	W 100-20
10	Nyawech Puoy		Jr	5'6"	12/11 vs	Westwood	W 60-28
11	Lakeisha Robinson	SF	Jr	5'6"	12/12 vs	Sha. Ridge	W 72-37
12	Paris Wilson	SG, PG	Sr	5'3"	12/14 @	Cibola	L 49-54
23	Freda Amouzou	SG	Sr		1/08 @	Maricopa	W 84-25
24	Zyairah Smith	SG	Jr		1/09 @	Chandler	W 72-38
55	Jayla Cockhearn	PF	Jr		1/11 vs	Sunnyside	W 51-48
					1/25 @	Sha. Ridge	W 55-24
					1/26 vs	Vall Vista	L 52-58
					1/30 vs	Maricopa	W 56-19
					2/01 @	Tolleson	W 42-20
					2/02 @	West Point	W 81-19
					2/07 @	Vall Vista	L 59-66
					2/13 @	Vall Vista	L 54-63



The AIA requests that you model good sportsmanship by refraining from derogatory cheers, chants, or behavior toward students, coaches, officials, or other spectators. Speak out if you see inappropriate behavior by immediately notifying event management staff. Together, we can provide a safe and respectful environment for all.



Mountain View, Mesa

Toros



Photo not Provided

Alignment 6A East Valley

Region 4-6

Standings #4

Conference 5-12

Rank #24

Overall 5-13

No.	Name	Pos.	Yr.	Ht.	Date	Opponent	Result
1	Sara Pobieglo		Sr		11/17 @	Dysart	W 27-23
3	Roxy Del bianco	PG, SG	Fr		11/20 @	Perry	L 51-71
5	Alli Padilla	SF, SG	So		12/01 @	Sunnyside	L 36-69
10	Sadie Gardner		Sr		12/05 vs	Horizon	L 45-48
13	Kateri FireThunder	C	So		12/08 @	Corona Sol	L 44-45
22	Axelle Robinson	PF	Sr		12/11 vs	Sunnyslope	L 26-66
23	Ashleigh Yazzie		Sr		12/13 @	Westwood	W 60-51
34	Millie Ahlstrom	SG	Fr		12/14 @	Liberty	W 50-25
35	Savannah Woody		Sr	5'5"	12/29 vs	T-bird	W 42-29
43	Emma Fischbeck		So	5'8"	12/29 @	Cibola	L 32-64
44	Iayannah Carlisle	PG	So		12/30 @	Mingus Un	L 47-60
54	Ashlyn Gundry	C	Sr		12/30 vs	Centennial	W 33-13
					1/09 @	Skyline	W 45-39
					1/12 vs	Dobson	L 23-58
					1/16 vs	Mesa	L 34-48
					1/18 @	Dobson	L 36-58
					1/23 @	Red Mtn	L 42-48
					1/25 vs	Westwood	W 51-38
					1/26 vs	Cibola	L 53-67
					1/30 @	Mesa	L 35-47
					2/01 vs	Skyline	W 47-32
					2/02 vs	Red Mtn	L 27-55
					2/06 @	Chandler	L 40-56
					2/15 @	Sha. Ridge	W 50-45



The AIA requests that you model good sportsmanship by refraining from derogatory cheers, chants, or behavior toward students, coaches, officials, or other spectators. Speak out if you see inappropriate behavior by immediately notifying event management staff. Together, we can provide a safe and respectful environment for all.



Sandra Day O'Connor

Eagles

AZPREPS365



Alignment 6A Desert Valley

Region 7-3

Standings #2

Conference 13-4

Rank #9

Overall 14-4

No.	Name	Pos.	Yr.	Ht.	Date	Opponent	Result
1	Taeja Barte	PG, G	Sr	5'7"	11/16 vs	Chaparral	W 77-10
2	Chloe Beckman	PG, SG	Sr	5'1"	11/24 vs	Liberty (NV) (Henderson, NV)	W 46-30
3	Alana Gewargis	PG	Jr		11/25 @	Bp Gorman (NV)	L 55-56
4	Bella Elsholz	SG, SF	Jr		12/05 vs	Maricopa	W 88-15
5	Milani Ovadia	PG	Jr		12/09 vs	Basha	W 75-37
10	Thalia Daniels	SF, PF	Sr		12/11 @	Chandler	W 52-37
11	Troy Jackson	SG	Jr		12/14 vs	Camelback	W 100-9
14	Sanjana Karra	G, F	Jr	5'6"	12/16 @	Mtn Ridge	W 53-22
21	Savannah Helms	PG	Jr	5'6"	12/18 @	Westview (San Diego, CA)	L 42-43
22	Bella Overlock	SG	So	5'10"	1/04 vs	Sha. Ridge	W 80-49
24	Audrey Bhesania	SG, SF	So	5'10"	1/06 vs	Mtn Ridge	W 80-35
30	Ava Schooler	PG, G	Fr	5'9"	1/09 @	Cibola	W 64-55
32	Mcguire Lennon	SG, SF	Jr	5'8"	1/11 vs	Xavier	L 47-66
33	Janessa Barcello	F	Jr	5'11"	1/12 vs	Boulder Cr	W 86-26
42	Kamara Moss	C, F	Jr	5'10"	1/17 @	Pinnacle	L 49-50
					1/23 vs	Liberty	W 53-27
					1/25 @	Sunnyslope	L 48-53
					1/26 @	Boulder Cr	W 80-16
					1/30 vs	Pinnacle	L 49-59
					2/02 @	Liberty	W 60-39
					2/05 vs	Sunnyslope	W 67-55
					2/13 @	Canyon View	W 47-42
					2/15 @	Hamilton	L 31-53



The AIA requests that you model good sportsmanship by refraining from derogatory cheers, chants, or behavior toward students, coaches, officials, or other spectators. Speak out if you see inappropriate behavior by immediately notifying event management staff. Together, we can provide a safe and respectful environment for all.



Gila Ridge Hawks

AZPREPS365

Alignment 6A Desert Southwest

Region 2-2

Standings #2

Conference 8-4

Rank #18

Overall 14-4

Photo not Provided

No.	Name	Pos.	Yr.	Date	Opponent	Result
2	Sarah Garner		Fr	11/17 @	San Pasq.	W 55-46
13	Arianna Hernandez		So	11/28 vs	Sha. Ridge	W 43-38
23	Hannah Hayes		Sr	11/30 @	West Point	W 38-16
24	Kayla McCarrell		Jr	12/01 vs	Hayden	W 1-0
30	Olivia Bruce		Fr	12/06 vs	Cibola	L 27-61
32	Reagan Gulick		So	12/08 vs	Westview	W 41-28
33	Holly Binder		Sr	12/11 vs	Queen Cr.	W 43-13
34	Bella DeCorse		Sr	12/14 @	Red Mtn	L 19-49
45	Peyton Waymire		So	1/08 vs	Yuma	W 58-19
55	Ella Gettings		Jr	1/11 @	Alhambra	W 53-27
				1/12 @	San Luis	W 45-19
				1/17 @	Kofa	W 47-37
				1/22 vs	San Pasq.	W 55-39
				1/26 @	N. Canyon	W 51-46
				1/29 vs	San Luis	W 55-20
				2/01 @	Des. Ridge	L 30-57
				2/02 vs	Tolleson	W 49-45
				2/07 @	Cibola	L 10-59
				2/15 vs	North	W 57-53



The AIA requests that you model good sportsmanship by refraining from derogatory cheers, chants, or behavior toward students, coaches, officials, or other spectators. Speak out if you see inappropriate behavior by immediately notifying event management staff. Together, we can provide a safe and respectful environment for all.



Red Mountain

Mountain Lions



Photo not Provided

Alignment 6A East Valley

Region 7-3

Standings #3

Conference 13-4

Rank #13

Overall 14-4

No.	Name	Pos.	Yr.	Ht.	Date	Opponent	Result
1	Brinly Kartchner		Sr	5'3"	11/20 vs	San Tan	W 74-20
2	Ava Christensen	W	Jr	5'7"	11/21 vs	Camelback	W 50-3
					11/22 vs	Kailua (HI)	W 62-51
2	Sierra Mellish	W	Jr	5'7"	11/24 @	North	W 58-49
4	Brooklyn Henderson	SG	So	5'7"	11/28 @	Rincon/Uni	W 61-33
					11/30 vs	Combs	W 65-18
5	Joselyn Acosta	W	Sr	5'8"	12/05 @	Corona Sol	W 67-34
10	Tayton Riggs	PG	Fr	5'1"	12/07 @	Alhambra	W 64-21
11	Audrey Pacheco	SF	So	5'9"	12/08 vs	Chandler	L 37-48
12	Dakoreyauna Roberts	PG	So	5'4"	12/11 @	Maryvale	W 66-8
13	Trisha Stine	F	Jr	5'8"	12/14 vs	Gila Ridge	W 49-19
14	Macy Johnson	W	Jr	5'7"	1/09 vs	Highland	W 50-32
20	Miya Lemora	PF	Sr	5'9"	1/11 @	Dobson	L 34-57
22	Payton Westra	PF	So	5'11"	1/12 @	Mesa	L 32-44
23	Makaia Jenkins	SG, PG	Sr	5'5"	1/17 vs	Skyline	W 76-18
25	Didrika Valentin	W	Jr	5'7"	1/19 vs	Westwood	W 64-26
33	Bianca Corona	C	Sr	5'8"	1/23 vs	MTV-Mesa	W 48-42
55	Zoey Hancock	C	So	6'1"	1/25 @	Skyline	W 52-39
					1/26 vs	Mesa	W 44-36
					1/30 @	Westwood	W 61-40
					2/01 vs	Dobson	L 29-47
					2/02 @	MTV-Mesa	W 55-27
					2/13 @	Des. Vista	L 27-74



The AIA requests that you model good sportsmanship by refraining from derogatory cheers, chants, or behavior toward students, coaches, officials, or other spectators. Speak out if you see inappropriate behavior by immediately notifying event management staff. Together, we can provide a safe and respectful environment for all.



Desert Ridge
Jaguars

AZPREPS365

Photo not Provided

Alignment 6A Central

Region 5-5

Standings #3

Conference 10-7

Rank #17

Overall 10-8

No.	Name	Pos.	Yr.	Ht.	Date	Opponent	Result
3	Hannah Mask	SG, PG	Sr	5'10"	11/16 @	Des. Vista	L 33-87
4	Kaycee Steinke	SG, SF	Sr	5'10"	11/20 @	North	L 39-40
10	Lexi Herrera	PG	Sr	5'5"	11/21 vs	Florence	W 59-28
15	Mia Herrera	SG, SF	So	5'7"	11/22 vs	Casa Gr.	W 65-40
21	Erica Venell	SF, PF	Jr	5'8"	11/24 vs	Kailua (HI)	W 61-40
22	Mya Finister	C		6'1"	11/25 vs	Campo Ver.	L 44-51
25	Saige Miller	PF, C	Sr	6'1"	12/05 vs	Mesa	L 39-48
30	Kaylee Cole	PF, C	So	5'10"	12/07 @	Sunnyslope	L 41-73
32	Katie Garrett	SF, SG	Fr	5'9"	12/08 @	Hayden	W 1-0
33	Ryan Blair	SG, SF	Fr	5'8"	12/11 @	Tolleson	W 59-23
34	Trinity Smith	SF, PF	Fr	5'8"	12/28 vs	Tuba City	L 46-51
					1/04 vs	Marana	W 60-39
					1/05 vs	Des. Vista	L 32-62
					1/09 vs	Queen Cr.	W 62-14
					1/11 @	Camelback	W 74-23
					1/12 vs	Gilbert	L 60-82
					1/18 @	Queen Cr.	W 62-28
					1/23 vs	Highland	L 55-70
					1/25 @	Corona Sol	W 62-37
					1/26 @	Gilbert	L 40-72
					2/01 vs	Gila Ridge	W 57-30
					2/02 @	Highland	W 59-48
					2/05 vs	Corona Sol	W 60-58
					2/15 vs	Liberty	W 58-42



The AIA requests that you model good sportsmanship by refraining from derogatory cheers, chants, or behavior toward students, coaches, officials, or other spectators. Speak out if you see inappropriate behavior by immediately notifying event management staff. Together, we can provide a safe and respectful environment for all.



Cibola
Raiders

AZPREPS365



Alignment 6A Desert Southwest

Region 4-0

Standings #1

Conference 8-3

Rank #14

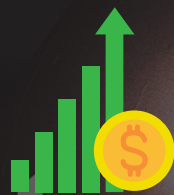
Overall 13-4

No.	Name	Pos.	Yr.	Ht.	Date	Opponent	Result
1	Emmalina Quamen	SF	So	5'4"	11/20 @	Efoothills	L 53-58
2	Lucy Nielsen	SG	So	5'3"	11/21 vs	Dobson	L 35-58
3	Jaida Bosch	PF, SF	Fr	5'10"	11/30 @	Chandler	L 43-48
4	Amelia Barallo	PG, G	Fr	5'4"	12/05 vs	Fairfax	W 69-40
10	Mariana Vega	PF, C	Jr	5'10"	12/06 @	Gila Ridge	W 61-27
11	Avianna Salcedo	PF	Jr	5'9"	12/08 vs	Mtn Ridge	W 47-42
12	Leona Faulks	PF	So	5'5"	12/11 @	Agua Fria	W 60-18
15	Adriene Rice	PG	Jr	5'2"	12/14 vs	Chavez	W 54-49
20	Taylee Stuebs	SG	Sr	5'6"	12/29 vs	Brad Mtn	W 50-12
21	Elisa Molina	PG	Fr	5'2"	12/29 vs	MTV-Mesa	W 64-32
23	Sierra Bomhower	SG, SF	Sr	5'10"	12/30 @	Highland	W 67-34
24	Isabela Molina	PG	Sr	5'6"	12/30 @	Kellis	L 47-55
32	Jayla Barrett	PF	Sr	5'8"	1/04 @	Imperial (CA) (Imperial CA)	W 58-29
44	Lexi Stuebs	SG	So	5'4"	1/09 vs	O'Connor	L 55-64
					1/11 @	Westwood	W 78-34
					1/22 @	Yuma	W 72-20
					1/23 vs	San Luis	W 75-6
					1/26 @	MTV-Mesa	W 67-53
					2/01 @	San Luis	W 95-28
					2/02 vs	Kofa	W 85-19
					2/07 vs	Gila Ridge	W 59-10
					2/15 vs	Skyline	W 75-41



The AIA requests that you model good sportsmanship by refraining from derogatory cheers, chants, or behavior toward students, coaches, officials, or other spectators. Speak out if you see inappropriate behavior by immediately notifying event management staff. Together, we can provide a safe and respectful environment for all.

FUNDRAISE LIKE A CHAMPION



AVERAGE **\$400** PER PARTICIPANT NO FINANCIAL RISK COACHES GET TO COACH

A LOOK INTO OUR RECORD BREAKING FALL

- **\$250,000**

RAISED **PER DAY** DURING FALL CAMPAIGNS ACROSS THE COUNTRY

- **30,000+**

STUDENT-ATHLETES **PARTICIPATED** IN AUG/SEPT CAMPAIGNS

- **1,200,000**

DONOR **EMAILS** WENT OUT IN SUPPORT OF FALL CAMPAIGNS

THE OFFICIAL FUNDRAISING PARTNER OF



IRONWOOD, CASTEEL ARE FAVORITES IN A TOUGH 5A BOYS FIELD

Jose Garcia
AZPreps365.com

Based on season results, you can't argue that Ironwood and Casteel deserve the top two seeds in this season's 5A state tournament.

Of all the teams that reached the 5A tourney, No. 1 seed Ironwood was the only 5A team that reached the second round of the Open. Casteel lost its Open opener but to 6A's Tucson.

"We're disappointed we lost our first Open game, but we're looking forward to the 5A tournament," Casteel's veteran coach Aaron Windler said.

Ironwood (24-3) has not lost to a 5A team this year, and its 66-47 Open loss to St. Mary's snapped a 19-game win streak.

Both Ironwood and Casteel are led by sharpshooters, 5A player of the year candidates Noah Grift and Aidan Schmidt. Ironwood's Grift was leading the state in three pointers made with 112.

Schmidt is shooting 62 from two-point land and 40 percent from beyond the arc. But despite being the 5A favorites, don't expect Ironwood and Casteel to run away from the competition.

"It will really come down to matchups the rest of the way," Windler said.

Tournament notes

Four players are each averaging double figures in points for the No. 4 **Higley** Knights. "I believe our trip to Las Vegas for a tournament helped our team become closer," coach Kenneth Drake said. "We lost in the championship game in our bracket, but our boys gained a lot of confidence from that experience. Secondly, the boys are trusting the coaching staff and each other. It's showing on the court and in the win column (17-10)." ... Despite starting a very young lineup and losing a couple of kids who transferred, No. 5 **Cienega** defended its region title, reached the Open again and will host a 5A playoff game under second-year coach Jason Apodaca. The team starts a freshman point guard, sophomore wing, two junior guards and have only one senior. "I want to shoutout my great coaching staff, our senior Isaac Sdobnev, who had an amazing season as region and offensive player of the year, and our freshman point guard Jackson Moore for competing at a high level in his first season playing against 5A and 6A competition," coach said. "And also for my players in the program for believing in our culture at Cienega." ... Eleven seniors are on the roster for No. 8 **Catalina Foothills**, including the team's top preseason players, shooting guard Cam Kroeger and forward AB Mendoza. The program has won at least 16 games in 18 of its previous 19 seasons. It has won its last seven games. ... No. 9 **Cactus Shadows'** Eric Mullenmeis-

ter returned from a torn ACL last year. Coach Zach Washut has won more than 100 games. The 14-10 team has lost four games by six points or less. ... No. 12 **Chaparral** is aiming for a season best four-game win streak if it defeats Cienega in the first round. ... No. 13 **Central** (17-7) lost four of its games by seven points or less, including two one-point decisions. It has won 37 games in the last two seasons under veteran coach Darren Bustos. Sabih Al-masri was averaging 22.1 in 36 minutes after 17 games. Aligo Banja was collecting 11.6 boards after 17 games. ... No. 14 **Cholla** (16-8) hasn't won this many games since it won 18 in 2019. The team would have entered 5A state play on an eight-game win streak but lost three very close battles during that stretch. It suits up nine seniors. Cyree Jenkins scored a season high 35 points in his last outing, when Michael Payne scored 33. ... No. 6 **Willow Canyon** and No. 11 **Centennial** will square off for the third time this season. They split their regular season Northwest Region series. Willow Canyon's Kaleel Kelly and Braylon Haman scored a combined 51 points in Willow Canyon's 66-57 win on Dec. 2. Kelly also had 11 rebounds. Haman scored 31 points when Centennial won 81-69 on Jan. 9. Haman and Kelly were each averaging 24.8 minutes per game after 26 games. Centennial's 6-5 post Gage Galbreath was listed as one of the top incoming players in the region this season. ... No. 7 **Apollo** rebounded from 12-14 2023 campaign with a 17-7 2024 season. Christian Acevedo was second in his region with a 7.4 rebounds per game average. Acevedo, senior DeQuean Bryant and sophomore Elijah White were each averaging double figures in points. The Hawks are shooting 50 percent, including the 6-5 Acevedo (69 percent). ... No. 10 **McClintock** defeated its first round 5A state opponent Apollo 65-51 on Dec. 28 during the tournament McClintock hosts annually. Sophomores Kyler Frye and J. McManaway and senior Taimari Jones each scored at least 17 points in that game while shooting 50 percent or better. McManaway also had 11 rebounds in the game. Jones is averaging a team best 9.8 boards per game. The 22-5 team has won 10 more games than it did last year.



Willow Canyon has one of the best backcourts in the state and is one of the teams that's capable of making a run at the 5A crown. (Jose Garcia photo/AZPreps365)

2024 Boys Basketball
5A Conference Play-In



Play In
February 16

Play In
February 16

G1: 2/16, 7pm Apollo HS

#25 Verrado	71
#10 Apollo	94

G5: 2/16, 7pm Cactus Shadows HS

37	Campo Verde #23
52	Cactus Shadows #12

G2: 2/16, 7pm Buckeye Union HS

#18 Cholla	88
#17 Buckeye Union	85

OT

G6: 2/16, 7pm Centennial HS

53	North Canyon #21
67	Centennial #14

G3: 2/16, 7pm Central HS

#19 Mountain View Marana	71
#16 Central	98

G7: 2/16, 7pm Chaparral HS

34	Buena #20
52	Chaparral #15

G4: 2/16, 7pm McClintock HS

#22 Sunrise Mountain	54
#13 McClintock	55

G8: 2/16, 7pm Catalina Foothills HS

43	Desert Edge #24
80	Catalina Foothills #11

The bottom team in the matchup is the home team.
Dates, times and locations subject to change.

2024 AIA Boys Basketball 5A State Championship



Round 1
February 21

Quarterfinals
February 23

Semifinals
February 28

Final
March 1



The bottom team in the matchup is the home team.
Dates, times and locations subject to change.



Ironwood
Eagles

AZPREPS365

Photo not Provided

Alignment 5A Northwest

Region 12-0

Standings #1

Conference 17-0

Rank #4

Overall 17-1

No.	Name	Pos.	Yr.	Ht.	Date	Opponent	Result
0	Josh Dillard	PF	So	6'5"	11/29 vs	Centennial	W 81-52
1	I'yar Shadowvine		Jr	5'9"	11/30 @	N. Canyon	W 80-44
2	Jadden Jones		Sr	6'1"	12/05 vs	Boulder Cr	L 77-79
3	Blake Carabio	SG	Sr	6'1"	12/07 vs	Horizon	W 101-34
4	Henry Bako		Sr	5'11"	12/08 @	Iron Ridge	W 86-30
5	Carsyn Dean	PG	Fr	6'2"	12/12 vs	South Mtn	W 103-18
10	Landon Jones	SG	So	6'3"	12/18 vs	PV	W 76-29
12	Dino Jukic	C	Sr	6'5"	12/19 @	Casteel	W 62-54
20	Mawud Makuei	C	Sr	6'4"	12/21 @	Apollo	W 50-42
23	Landon Brownstein		Jr	5'11"	1/04 @	Wil Canyon	W 79-70
30	Noah Gifft	SG	Sr	6'3"	1/09 vs	Sun. Mtn	W 77-46
33	Cayden Whetsel	SG, SF	So	6'3"	1/11 @	Kellis	W 76-33
					1/12 vs	Apollo	W 63-32
					1/18 @	Centennial	W 89-60
					1/22 @	PV	W 84-23
					1/25 @	Sun. Mtn	W 68-31
					1/30 vs	Kellis	W 73-41
					2/02 vs	Wil Canyon	W 73-52
					2/14 vs	Hamilton	W 61-39
					2/16 @	St. Mary's	L 47-66



The AIA requests that you model good sportsmanship by refraining from derogatory cheers, chants, or behavior toward students, coaches, officials, or other spectators. Speak out if you see inappropriate behavior by immediately notifying event management staff. Together, we can provide a safe and respectful environment for all.



Casteel
Colts

AZPREPS365



Alignment 5A San Tan

Region 8-2

Standings #2

Conference 12-4

Rank #5

Overall 14-4

No.	Name	Pos.	Yr.	Ht.	Date	Opponent	Result
0	Ryan Zeidner	SG	Sr	5'11"	11/20 @	Des. Ridge	W 73-52
1	Amare King	PG, SG	Jr	6'5"	11/21 vs	AZ Prep	W 64-59
2	Griffin Schow	PG	So	5'10"	11/22 @	Corona Sol	L 56-59
3	Jalen Lucas	SG	Jr	6'0"	11/24 @	Chandler	W 69-47
4	Makenzie Lazor	SF	So	6'4"	11/29 @	PV	W 63-27
10	Porter Hancock	SF	Jr	6'1"	11/30 vs	La Joya	W 80-34
11	Nico Bojorquez	PG	Jr	5'8"	12/05 @	Canyon View	W 58-50
12	Colter Christensen	SF	So	6'1"	12/08 vs	Highland	W 60-50
13	Grant Williams	SF, SG	Sr	6'1"	12/11 vs	Chaparral	W 57-42
14	Grayson Munoz	SG	Jr	6'0"	12/19 vs	Ironwood	L 54-62
15	Kaelum Brown	PF, C	Sr	6'7"	12/23 @	Queen Cr.	W 63-43
20	Nathan Huston	SG	Sr	5'10"	12/26 vs	Chandler	W 57-47
21	Rome Roberts	PF	Sr	6'6"	12/27 @	Gilbert	W 50-45
23	Aidan Schmidt	SF, PF	Sr	6'2"	12/28 vs	Hamilton	W 48-45
32	Jeremiah Robertson	SF, PF	Jr	6'5"	12/29 @	McClintock	W 65-56
33	Maddox Lazor	PF	Fr	6'7"	1/05 vs	Casa Gr.	W 57-44
Easton Casper	SG	So			1/09 @	Des. Mtn	L 55-67
					1/12 @	Wms. Field	W 78-35
					1/16 @	Mtn Pointe	W 66-46
					1/18 @	Higley	L 45-71
					1/22 vs	Campo Ver.	W 62-43
					1/24 @	Casa Gr.	L 51-52
					1/25 vs	Wms. Field	W 50-44
					1/30 vs	Mtn Pointe	W 73-41
					2/01 vs	Higley	W 60-51
					2/02 @	Campo Ver.	W 46-32
					2/14 @	Tucson	L 51-58



The AIA requests that you model good sportsmanship by refraining from derogatory cheers, chants, or behavior toward students, coaches, officials, or other spectators. Speak out if you see inappropriate behavior by immediately notifying event management staff. Together, we can provide a safe and respectful environment for all.



Cactus Shadows

Falcons



Photo not Provided

Alignment 5A Northeast Valley

Region 3-5

Standings #3

Conference 9-7

Rank #12

Overall 11-7

No.	Name	Pos.	Yr.	Ht.	Date	Opponent	Result
0	Connor Oliver	G	Sr	6'0"	11/21 @	Kellis	W 68-37
1	Myles Godfrey	G	Fr	5'10"	11/22 vs	Red Mtn	W 71-40
3	Eric Mullenmeister	G	Sr	6'0"	11/24 vs	Highland	L 52-53
5	Dominic Robidoux	G	So	6'0"	11/29 @	Cienega	W 80-79
10	Eric Rubin	G	Jr	6'1"	12/01 vs	Verrado	W 78-55
13	Charles Allen	G	Sr	6'2"	12/08 vs	Vall Vista	W 57-44
15	Dane Milinovich	SG, W	Jr	6'4"	12/12 @	Independ.	W 72-31
21	Patrick Geary	PF, C	Sr	6'6"	12/13 vs	Flagstaff	W 57-41
23	Adnan Ahmetovic	SF, PF	Sr	6'1"	12/26 vs	Apollo	L 58-67
25	Carter Brown	C, PF	Jr	6'3"	12/27 @	Mesquite	L 63-68
30	Trey Chemin	SF, PF	Jr	6'6"	12/28 @	Saguaro	W 64-52
35	Luwin Lazo	PF	So		1/03 @	Higley	L 46-48
					1/09 vs	Fairfax	W 90-48
					1/11 @	Campo Ver.	L 41-47
					1/12 vs	ND Prep	L 74-85
					1/16 @	Horizon	W 72-53
					1/18 vs	Des. Mtn	L 60-71
					1/22 vs	Chaparral	W 58-47
					1/24 @	McClintock	W 55-49
					1/30 vs	Horizon	W 65-35
					2/01 @	Des. Mtn	L 62-74
					2/02 @	Chaparral	L 55-68
					2/06 @	ND Prep	L 56-87
					2/08 vs	Youngker	W 74-39
					2/16 vs	Campo Ver.	W 52-37



The AIA requests that you model good sportsmanship by refraining from derogatory cheers, chants, or behavior toward students, coaches, officials, or other spectators. Speak out if you see inappropriate behavior by immediately notifying event management staff. Together, we can provide a safe and respectful environment for all.



Catalina Foothills

Falcons



Photo not Provided

Alignment 5A Southern

Region 5-1

Standings #1

Conference 8-4

Rank #11

Overall 13-5

No.	Name	Pos.	Yr.	Ht.	Date	Opponent	Result
2	Sammy Alkhayat	SG	Sr	5'9"	11/22 @	Perry	L 46-74
4	Michael Cohen	SG	Sr	6'0"	11/24 vs	Pinnacle	L 50-60
5	Ryan Rudner	SG	Sr	5'9"	11/25 @	Peoria	W 70-42
10	Cam Kroeger	SG	Sr	6'1"	11/28 vs	Higley	L 52-56
11	Tate Alberts	PG	Jr	5'10"	11/30 @	Marana	W 68-55
12	AB Mendoza	PF	Sr	6'5"	12/05 vs	Buena	W 64-48
13	Seth Rojas	SG	Sr	5'9"	12/06 @	ND Prep	L 40-81
14	Melvin Stubbs	PF	So	6'4"	12/07 @	Cienega	L 60-67
15	Jack Egginton	PF	Sr	6'3"	12/11 @	Sunnyside	W 60-44
20	Diego Baca	SG	Sr	6'0"	12/13 vs	Tucson	L 53-56
23	Lenny Ulrich-Bermudez	PF	Sr	5'11"	12/15 vs	Rincon/Uni	W 72-66
24	Quincy Hopkins	SG	Sr	5'11"	12/21 vs	Corona Sol	W 69-60
30	Josh Max	PF	Jr	6'4"	12/22 @	Sahuaro	L 50-54
35	Jack VanAmburg	PG	So	5'9"	12/23 vs	ALA - QC	L 49-50
41	Yuri Lee	SG	Jr	5'9"	1/09 vs	Salpointe	W 55-47
44	Cole Denny	PF	Jr	6'4"	1/11 vs	Des. View	W 76-38
45	Torin Claggett	PF	Sr	6'2"	1/12 @	Nogales	W 57-42
					1/16 @	MTV-Marana	L 56-64
					1/17 @	Canyon Oro	W 64-45
					1/22 vs	Iron Ridge	W 71-44
					1/24 @	Cholla	W 68-57
					1/30 vs	MTV-Marana	W 73-61
					1/31 @	Iron Ridge	W 58-46
					2/02 vs	Cholla	W 95-91
					2/16 vs	Des. Edge	W 80-43



The AIA requests that you model good sportsmanship by refraining from derogatory cheers, chants, or behavior toward students, coaches, officials, or other spectators. Speak out if you see inappropriate behavior by immediately notifying event management staff. Together, we can provide a safe and respectful environment for all.



Chaparral
Firebirds

AZPREPS365

Photo not Provided

Alignment 5A Northeast Valley

Region 3-5

Standings #4

Conference 8-7

Rank #15

Overall 9-9

No.	Name	Pos.	Yr.	Ht.
1	Joaquin Carter	W	Sr	6'3"
2	Chase Swenson	G	Fr	5'11"
3	Ben Rosenberg	G	Sr	5'11"
4	Gavin Mesa	F	Jr	6'4"
5	Nic Corbo	G	Sr	6'2"
10	Hudson Ross	G	Jr	5'10"
11	Blake Stevens	G	Sr	6'0"
12	Cam Connell	G	So	6'1"
13	Jack Hickman	G	Jr	5'10"
15	Connor Honig	W	Sr	6'2"
21	Justin Smith	W	So	6'2"
22	Nate Smith	W	Jr	6'4"
24	Dom Espinoza	W	Sr	6'0"

Date	Opponent	Result
11/20 @	Dobson	W 62-58
11/21 @	O'Connor	L 46-76
11/22 vs	Salpointe	L 43-57
11/25 vs	Central	W 59-55
11/27 vs	Sun. Mtn	W 64-60
11/30 vs	Santa Barbara (CA)	W 57-47
12/05 @	Pinnacle	L 50-78
12/07 vs	O'Connor	L 37-72
12/11 @	Casteel	L 42-57
12/14 @	Wms. Field	W 47-35
12/15 @	ND Prep	L 60-83
12/27 @	Westwood	W 64-37
12/28 vs	King's (Seattle, WA)	W 59-57
12/29 @	St. Margaret's (CA)	W 65-29
12/30 @	Rancho	W 61-60
1/09 vs	Campo Ver.	W 45-43
1/12 vs	Des. Mtn	L 46-58
1/19 vs	MTV-Marana	W 75-62
1/22 @	C. Shadows	L 47-58
1/24 vs	Horizon	W 74-39
1/25 @	Central	L 60-70
1/29 @	Des. Mtn	L 65-85
1/30 vs	ND Prep	L 57-71
2/01 @	Copper Cyn	W 68-35
2/02 vs	C. Shadows	W 68-55
2/05 @	Horizon	W 71-36
2/16 vs	Buena	W 52-34



The AIA requests that you model good sportsmanship by refraining from derogatory cheers, chants, or behavior toward students, coaches, officials, or other spectators. Speak out if you see inappropriate behavior by immediately notifying event management staff. Together, we can provide a safe and respectful environment for all.



Cienega
Bobcats

AZPREPS365

Photo not Provided

Alignment 5A Sonoran

Region 6-0

Standings #1

Conference 10-2

Rank #8

Overall 15-3

No.	Name	Pos.	Yr.	Ht.	Date	Opponent	Result
0	Gabriel Buksh	G	Jr		11/21 @	Mmmt. Vall	W 70-42
1	Pascal Hussein	G	Jr		11/22 vs	Mesa	L 63-76
2	Evan Golembieski	F	Jr		11/24 vs	Prescott	L 59-75
3	Jackson Moore	G	Fr		11/25 vs	Tolleson	W 80-74
5	Isaac Sdobnev	F	Sr		11/27 vs	Marana	W 82-67
10	Jaden Rodgers	F	So		11/29 vs	C. Shadows	L 79-80
11	Marcos Rodriguez	G	Jr		11/30 @	Sunnyside	W 58-48
15	Isaac Maldonado	G	Jr		12/04 vs	Wms. Field	W 77-70
20	Kristian Del Rio	G	Fr	6'0"	12/06 @	MTV-Marana	W 62-44
21	Thomas Noyes	F	Jr		12/07 vs	CFoothills	W 67-60
23	Bobby Baltierrez	G	Fr	6'1"	12/13 @	Sahuarita	W 60-30
30	Jose Leal-Sotel	C	Jr	6'0"	12/27 vs	Sierra Vista (NV) (Las Vegas NV)	W 82-67
					12/28 @		L 39-59
					12/29 vs	Prd. Honor	L 62-63
					1/03 @	Iron Ridge	W 92-60
					1/09 @	Cholla	L 69-77
					1/11 vs	Tucson	L 56-67
					1/15 vs	Rincon/Uni	W 78-57
					1/16 @	Des. View	W 76-36
					1/17 @	Salpointe	W 52-48
					1/22 @	Nogales	W 76-43
					1/25 vs	Buena	W 85-68
					1/30 vs	Des. View	W 76-36
					1/31 vs	Nogales	W 76-61
					2/02 @	Buena	W 69-46
					2/14 @	Sunnyslope	L 46-78



The AIA requests that you model good sportsmanship by refraining from derogatory cheers, chants, or behavior toward students, coaches, officials, or other spectators. Speak out if you see inappropriate behavior by immediately notifying event management staff. Together, we can provide a safe and respectful environment for all.



Central
Bobcats

AZPREPS365



Alignment 5A Metro

Region 10-2

Standings #2

Conference 15-3

Rank #16

Overall 15-3

No.	Name	Pos.	Yr.	Ht.
0	Max Miles		Fr	
2	Shawn Hernandez	PG, SG	So	5'9"
3	Cass Miles		Jr	
4	Sabih Almasri	PG, SG	Sr	5'10"
5	Jaron Darrett	SF, SG	Jr	6'2"
12	Donte Blevins	PG, SG	Jr	5'8"
15	Metasu Sebastian	SF	Sr	6'4"
21	Kaedon Baxter	PG, SG	Sr	5'11"
22	Eric Butler	PF, C	Jr	6'4"
24	Aligo Banja	PF	Sr	6'5"
32	Jake Trujillo	PG, SG	Sr	6'0"
35	Paul Riley	SG	So	6'0"
42	Daylen Golding	SF, PF	Jr	5'11"

Date	Opponent	Result
11/20	vs Maricopa	W 83-51
11/21	vs Chavez	L 60-66
11/22	@ Sun. Mtn	L 58-65
11/25	@ Chaparral	L 55-59
11/29	@ Washington	W 77-48
12/05	@ Independ.	W 81-39
12/07	vs Kellis	W 70-49
12/11	@ N. Canyon	W 65-61
12/15	vs PV	W 74-66
12/18	@ McClintock	W 65-60
12/20	vs Metro Tech	W 112-27
12/26	@ Gilbert	L 74-89
12/27	vs Chandler	W 72-64
12/28	vs Tbird	L 61-68
1/08	@ Metro Tech	W 84-11
1/11	vs Sierra Lin	W 68-26
1/13	@ South Mtn	W 81-48
1/16	vs Fairfax	W 79-48
1/19	vs McClintock	L 52-53
1/25	vs Chaparral	W 70-60
1/27	vs South Mtn	W 70-35
1/30	@ Sierra Lin	W 85-36
2/01	@ Centennial	L 72-81
2/02	@ Fairfax	W 97-63
2/08	vs N. Canyon	L 70-71
2/16	vs MTV-Marana	W 98-71



The AIA requests that you model good sportsmanship by refraining from derogatory cheers, chants, or behavior toward students, coaches, officials, or other spectators. Speak out if you see inappropriate behavior by immediately notifying event management staff. Together, we can provide a safe and respectful environment for all.



Higley
Knights

AZPREPS365

Photo not Provided

Alignment 5A San Tan

Region 9-1

Standings #1

Conference 11-4

Rank #7

Overall 12-6

No.	Name	Pos.	Yr.	Ht.	Date	Opponent	Result
0	Donovan Dabney	PG, SG	Jr	6'4"	11/20 vs	Hayden	W 78-64
1	Maceo Perrone	PG, SG	Sr	6'1"	11/21 vs	Salpointe	W 66-47
2	Noah Gloor	PG, SG	So		11/22 @	O'Connor	L 46-64
3	Luke Haugo		Jr	6'5"	11/25 vs	Liberty	L 87-106
4	Taevyn Rose-landers	C, SF	Sr		11/28 @	CFoothills	W 56-52
5	Gavin Dabney	PG, SG	Jr	6'5"	11/30 vs	Canyon View	L 64-67
10	Prince Ngala	PG, SG	Sr	5'7"	12/04 @	ALA - Gilbert N.	L 55-59
11	Isaiah Kortas		Sr		12/07 @	Corona Sol	W 62-51
12	Cael Randall	PG, SG	Jr	5'5"	12/11 @	Basha	L 56-72
21	Kaluan Mcgee		Jr		1/03 vs	C. Shadows	W 48-46
23	Brayden Hatcher	SF, SG	Jr		1/04 vs	ND Prep	L 56-88
24	RJ Shepard	PG, SG	Jr	5'11"	1/11 vs	Des. Mtn	L 83-90
25	Brock Seiber	SF, SG	Jr		1/12 @	Mtn Pointe	W 74-64
34	Nate Hargrove		Sr		1/16 @	Campo Ver.	W 51-48
					1/18 vs	Casteel	W 71-45
					1/19 @	Wms. Field	W 68-49
					1/22 @	Casa Gr.	W 59-47
					1/24 vs	Wms. Field	W 69-42
					1/25 vs	Mtn Pointe	W 72-55
					1/31 vs	Campo Ver.	W 67-57
					2/01 @	Casteel	L 51-60
					2/02 vs	Casa Gr.	W 63-49
					2/14 @	Millennium	L 70-88



The AIA requests that you model good sportsmanship by refraining from derogatory cheers, chants, or behavior toward students, coaches, officials, or other spectators. Speak out if you see inappropriate behavior by immediately notifying event management staff. Together, we can provide a safe and respectful environment for all.



Cholla
Chargers

AZPREPS365

Photo not Provided

Alignment 5A Southern

Region 3-3

Standings #3

Conference 7-4

Rank #18

Overall 13-5

No.	Name	Pos.	Yr.	Ht.	Date	Opponent	Result
1	Camden Jenkins		Fr	6'0"	11/22 @	Palo Verde	W 62-52
3	Michael Payne	G	Jr	5'10"	11/24 vs	Basha	L 45-62
5	Justin Manuel Jr.	PG	Jr		11/25 @	Sahuarita	W 68-34
10	Mark Gutierrez		Fr		11/27 @	Empire	W 75-50
11	Gabriel Pablo		Fr		11/29 @	Metro Tech	W 106-28
13	Jordan Martin		Fr		12/06 @	Mica Mtn.	L 85-88
15	Jaden Standifer	C	Jr		12/07 vs	Sunnyside	W 59-51
20	Hector Silva	W	Jr		12/11 @	Flow Wells	W 72-42
22	Joel Servin	F	Jr	6'2"	12/12 @	Buena	L 71-72
24	Cyree Jenkins	G	Jr	5'10"	12/14 vs	Marana	W 87-73
25	Jerry Mendoza	PG	So		12/21 vs	ALA - QC	L 51-71
30	Roy Gridley		Fr		12/22 @	Cibola	W 50-46
35	Jacob Espinoza		Jr		12/23 @	Corona Sol	L 70-81
					1/08 vs	Des. View	W 88-40
					1/09 vs	Cienega	W 77-69
					1/12 @	Rincon/Uni	W 69-67
					1/16 @	Iron Ridge	W 78-65
					1/18 vs	Nogales	W 51-44
					1/22 @	MTV-Marana	L 75-79
					1/24 vs	CFoothills	L 57-68
					1/25 vs	Pueblo	W 55-54
					1/30 vs	Iron Ridge	W 79-49
					1/31 vs	MTV-Marana	W 75-65
					2/02 @	CFoothills	L 91-95
					2/16 @	Buckeye	W 88-85



The AIA requests that you model good sportsmanship by refraining from derogatory cheers, chants, or behavior toward students, coaches, officials, or other spectators. Speak out if you see inappropriate behavior by immediately notifying event management staff. Together, we can provide a safe and respectful environment for all.



Canyon View
Jaguars

AZPREPS365

Alignment 5A Desert West

Region 10-2

Standings #2

Conference 14-3

Rank #6

Overall 15-3

Photo not Provided

No.	Name	Pos.	Yr.	Ht.	Date	Opponent	Result
1	Hee-sung An	F	Sr	6'4"	11/15 @	Lk Havasu	W 119-22
2	Quincy Kirk	G	Jr	6'1"	11/20 @	T-bird	W 82-72
3	Sergio Ramirez	F	Sr	6'3"	11/21 @	Phx Christ	W 79-57
4	Connor Hendershot	F	Jr	6'3"	11/22 vs	Centennial	L 61-64
5	Noah Oliver	F	Jr	6'4"	11/24 vs	Wil Canyon	W 64-59
10	Hayes Kinney	G	So	6'1"	11/29 vs	Iron Ridge	W 98-46
12	Devin Sanders	G	So	5'9"	11/30 @	Higley	W 67-64
14	Adam Hubbard	F	Jr	6'3"	12/05 vs	Casteel	L 50-58
21	A'sani Harris	F, C	So	6'5"	12/08 @	Buckeye	W 93-60
22	Heath Engels	F	Jr	6'3"	12/11 vs	Mesa	W 67-60
24	Denali McNeal	G	Jr	6'3"	12/12 @	Des. Edge	W 76-67
32	Jarod Hemsley	C	So	6'5"	12/16 vs	Lk Havasu	W 129-32
34	John Hemsley	C	Jr	6'7"	12/19 @	La Joya	W 107-45
					1/09 @	Wms. Field	W 74-50
					1/11 vs	Westview	W 92-34
					1/16 vs	Des. Edge	W 78-48
					1/22 @	Verrado	W 85-43
					1/26 vs	Millennium	L 53-69
					1/30 @	Westview	W 67-31
					2/01 vs	La Joya	W 109-43
					2/06 @	Millennium	L 71-75
					2/08 vs	Verrado	W 70-55
					2/14 @	Chavez	W 87-81
					2/16 @	Des. Mtn	L 57-67



The AIA requests that you model good sportsmanship by refraining from derogatory cheers, chants, or behavior toward students, coaches, officials, or other spectators. Speak out if you see inappropriate behavior by immediately notifying event management staff. Together, we can provide a safe and respectful environment for all.



Centennial

Coyotes



Photo not Provided

Alignment 5A Northwest

Region 6-6

Standings #4

Conference 10-7

Rank #14

Overall 10-8

No.	Name	Pos.	Yr.	Ht.	Date	Opponent	Result
1	Johnny Rios	G	So	5'8"	11/20 vs	Phx Christ	L 48-59
2	Romell Shields	W	So	6'2"	11/21 @	Cortez	W 79-57
3	Keyan Murphy	W, SG	Sr	6'5"	11/22 @	Canyon View	W 64-61
4	Chase James	G	Sr	6'0"	11/24 @	Verrado	W 85-35
5	Joseph Morado	G	Sr	5'10"	11/25 @	ND Prep	L 44-91
11	Trevor Yazzie	SG, SF	Sr	6'0"	11/27 vs	Des. Edge	W 84-51
13	Aidan Delafield	SG	So	5'10"	11/29 @	Ironwood	L 52-81
14	Riley Coyle	G	Jr	5'8"	11/30 @	Deer Vall	L 70-80
20	Christian DeAguero	G	Sr	6'0"	12/02 @	Wil Canyon	L 57-66
21	Andrew Lopez	F	Sr	6'2"	12/04 @	Casa Gr.	W 74-25
24	Elrick Jamerson	F	Sr	6'5"	12/06 @	Fairfax	W 81-54
25	Gage Galbreath	F	Sr	6'5"	12/11 @	Apollo	L 57-58
					12/13 @	PV	W 77-57
					12/14 vs	Kellis	W 72-36
					1/09 vs	Wil Canyon	W 81-69
					1/11 vs	Sun. Mtn	L 50-54
					1/18 vs	Ironwood	L 60-89
					1/22 @	Kellis	W 54-41
					1/24 vs	PV	W 55-51
					1/30 @	Sun. Mtn	W 63-48
					2/01 vs	Central	W 81-72
					2/02 vs	Apollo	L 71-73
					2/16 vs	N. Canyon	W 67-53



The AIA requests that you model good sportsmanship by refraining from derogatory cheers, chants, or behavior toward students, coaches, officials, or other spectators. Speak out if you see inappropriate behavior by immediately notifying event management staff. Together, we can provide a safe and respectful environment for all.



Willow Canyon
Wildcats



Alignment 5A Northwest

Region 8-4

Standings #2

Conference 12-4

Rank #9

Overall 14-4

No.	Name	Pos.	Yr.	Ht.	Date	Opponent	Result
1	Kaleel Kelly	G	Jr	6'3"	11/20 vs	Buckeye	W 88-56
2	Braylon Haman	G	Sr	6'0"	11/21 vs	Verrado	W 83-55
3	Zayden Canchano	G	Jr	5'10"	11/22 @	Horizon	W 76-43
5	Austin Cooper	F	So	6'4"	11/24 @	Canyon View	L 59-64
5	Jesse Lucero	G	Sr	6'0"	11/30 vs	Sha. Ridge	W 87-66
10	Mark Bright	F	Sr	6'2"	12/02 vs	Centennial	W 66-57
11	Jayden Maxwell	G	Jr	6'0"	12/05 vs	Copper Cyn	W 76-59
12	Noah Navarra	G	So	5'11"	12/07 @	Camelback	W 82-48
14	Cameron Williams	G	So	6'0"	12/08 @	Kofa	W 79-41
20	Chris Burphy	F	Sr	6'2"	12/12 @	Lk Havasu	W 114-29
22	Jaxsen Williams	F	Jr	6'2"	12/15 vs	Sun. Mtn	W 70-59
23	Daniel Garza	G	So	6'1"	12/20 @	Kellis	W 83-56
30	Owen House	G	Sr	5'11"	12/26 @	Mtn Ridge	W 85-66
40	Levi Carter	G	Fr	5'10"	12/27 @	Poway (CA)	W 85-58
40	DJ Tillman	G	So	5'10"	12/28 vs	Dysart	W 72-69
44	Kobyn Ray	F	Jr	6'5"	12/29 vs	Des. Edge	W 84-56
50	Carter Pendleton	G	Fr	6'1"	1/04 vs	Ironwood	L 70-79
					1/09 @	Centennial	L 69-81
					1/11 @	Apollo	L 67-70
					1/12 vs	PV	W 84-47
					1/15 @	Mtn Pointe	W 55-46
					1/18 vs	Kellis	W 92-28
					1/24 @	Sun. Mtn	W 70-55
					1/30 vs	Apollo	W 82-59
					2/01 @	PV	W 75-68
					2/02 @	Ironwood	L 52-73
					2/14 @	Perry	L 43-75



The AIA requests that you model good sportsmanship by refraining from derogatory cheers, chants, or behavior toward students, coaches, officials, or other spectators. Speak out if you see inappropriate behavior by immediately notifying event management staff. Together, we can provide a safe and respectful environment for all.



McClintock
Chargers

AZPREPS365

Photo not Provided

Alignment 5A Metro

Region 11-1

Standings #1

Conference 13-2

Rank #13

Overall 17-2

No.	Name	Pos.	Yr.	Ht.	Date	Opponent	Result
0	Kyler Frye	PG	So	6'0"	11/20 @	Tolleson	L 45-55
1	Josh McManaway	G	So	6'3"	11/22 vs		L 46-58
2	Taimari Jones	F	Sr	6'6"	11/24 vs	Casa Gr.	W 71-33
3	Ilyzaya Soto	G	So	5'11"	11/25 @	Pueblo	W 71-52
4	Drew Dana	G	So	5'8"	11/29 vs	Tempe	W 70-36
5	Parker Walsh	G	Sr	6'0"	11/30 @	Marcos	W 57-38
10	Kelby Clark	G	Jr	5'10"	12/05 vs	N. Canyon	W 59-51
11	Qeimaarii White	F, C	Sr	6'4"	12/06 @	Prd. Honor	W 54-49
12	Kemon Jackson	G	Jr	5'11"	12/11 vs	Mtn Pointe	W 65-48
15	Jaxon Knutson	F	Jr	6'3"	12/12 @	Metro Tech	W 92-38
20	Padraig Grater	G	Fr	5'11"	12/18 vs	Central	L 60-65
21	Malachi Johnson	G	Sr	6'2"	12/26 vs	Saguaro	W 61-39
23	Gabriel Emerson	F, C	Sr	6'7"	12/27 vs	Highland	W 58-48
24	Marcell Sells	F	Jr	6'3"	12/28 vs	Apollo	W 65-51
					12/29 vs	Casteel	L 56-65
					1/04 @	Campo Ver.	W 50-45
					1/09 @	Sierra Lin	W 85-29
					1/12 @	Fairfax	W 81-24
					1/15 vs	Fairfax	W 90-40
					1/16 @	South Mtn	W 72-26
					1/19 @	Central	W 53-52
					1/22 vs	Metro Tech	W 102-49
					1/24 vs	C. Shadows	L 49-55
					1/25 vs	Sierra Lin	W 96-24
					1/30 @	N. Canyon	W 63-60
					2/02 vs	South Mtn	W 100-31
					2/06 vs	Phx Christ	W 61-37
					2/16 vs	Sun. Mtn	W 55-54



The AIA requests that you model good sportsmanship by refraining from derogatory cheers, chants, or behavior toward students, coaches, officials, or other spectators. Speak out if you see inappropriate behavior by immediately notifying event management staff. Together, we can provide a safe and respectful environment for all.



Apollo
Hawks

AZPREPS365

Photo not Provided

Alignment 5A Northwest

Region 8-4

Standings #3

Conference 12-4

Rank #10

Overall 13-5

No.	Name	Pos.	Yr.	Ht.	Date	Opponent	Result
0	DeQuean Bryant	G	Sr	6'2"	11/27 @	PV	W 46-43
1	Michael Chieg	G	So	6'0"	11/29 vs	Fairfax	W 74-44
3	Christian Person	G	Sr	6'0"	12/04 @	Coconino	W 72-53
4	Elijah White	G	So	6'2"	12/06 vs	Sun. Mtn	L 56-59
10	Jamison Turner	G	Jr	5'8"	12/07 @	South Mtn	W 81-42
11	Christian Acevedo	W, P	Jr	6'6"	12/11 vs	Centennial	W 58-57
15	Carmelo Gholson	W	Jr	6'1"	12/12 vs	Youngker	W 64-47
20	Jacob Cherry	G	Jr	6'1"	12/14 vs	Maricopa	W 66-51
21	Jaden Fitzhugh	W	Jr	6'6"	12/15 @	Saguaro	L 45-55
23	Jermil Grissom	P	Sr	6'3"	12/16 vs	Scott Chr.	W 58-46
24	Jordan Moreno	W	Sr	6'4"	12/18 @	Kellis	W 76-47
33	Trey Smith	G	Sr	6'0"	12/21 vs	Ironwood	L 42-50
34	Isaiah White	W	Jr	6'4"	12/26 @	C. Shadows	W 67-58
35	Joe Sumpter	F	Jr	6'4"	12/27 @	Dobson	W 73-72
					12/28 @	McClintock	L 51-65
					12/29 vs	Hamilton	L 27-63
					1/04 vs	Sunnyslope	L 45-65
					1/09 @	Buckeye	W 86-70
					1/11 vs	Wil Canyon	W 70-67
					1/12 @	Ironwood	L 32-63
					1/16 vs	Kellis	W 86-63
					1/18 vs	PV	W 71-41
					1/22 @	Sun. Mtn	W 67-53
					1/30 @	Wil Canyon	L 59-82
					2/02 @	Centennial	W 73-71
					2/16 vs	Verrado	W 94-71



The AIA requests that you model good sportsmanship by refraining from derogatory cheers, chants, or behavior toward students, coaches, officials, or other spectators. Speak out if you see inappropriate behavior by immediately notifying event management staff. Together, we can provide a safe and respectful environment for all.



AIA

ARIZONA
INTERSCHOLASTIC
ASSOCIATION

Official Sports Lighting Provider of the AIA



For more than 20 years, Techline Sports Lighting has been a leader in sports lighting solutions. Our New or Upgrade LED Technology provides instant on/off, dramatically improves light levels on the field, eliminates glare and spill concerns, reduces energy consumption by 60-80%, and frees up operating budget by removing ALL owners' maintenance costs. Enhance fan and player experience with our customizable Action Lighting and Color Lighting options along with wireless, remote control capabilities. Contact Us for a no cost proposal.

www.sportlighting.com
(800) 500-3161

LOVE AND BASKETBALL: RAYMOND S. KELLIS BUILDING SOMETHING SPECIAL

Jose Garcia
AZPreps365.com

Building a solid foundation takes time.

After about five seasons, the fruits of Raymond S. Kellis' labor are beginning to sprout.

In that time, the basketball program went from last to first, winning its first region title since the very dedicated Shanelle Balark took over. The head coach, an alum of the school, cares immensely about her program just like one of her assistants, Demetrious, Balark's husband, a Kellis basketball grad as well.

The Balarks met while they were attending Kellis but joined forces and in marriage after she got the coaching job.

With the leadership in place, Kellis took off.

The 5A program (23-4 record) reached the Open this season for the first time and almost defeated last year's 6A runner-up, Dobson, in the first round. This season's team is young (Seven sophomores and one freshman dot the roster.), talented and healthy.

Last season, injuries hampered the team somewhat. Not so this season, allowing Kellis to earn the No. 4 seed in the 5A state bracket.

"That's exciting," said Balark about her program's potential for postseason runs.

One of those young stars is Shanielle Mallory, the team's point guard and player of the year in her region. Sickness and an injury did force her to sit out a couple of games but also allowed freshman Mia Wolfe to showcase her skills.

Sophomore Nevaeh Limbacher is a low post threat.

"The pressure is not on one or two players," said Balark about her team's depth.

There apparently is now an abundance of riches at Raymond S. Kellis.

Tournament notes

Junior Sophia Carnes and senior Latoya Brooks are the leading scorers for No. 1 **Williams Field**, which won 20 games for the first time in a decade. ... Senior Ava Pautz received region player of the year honors for the third year in row and freshman Ayla Keefe garnered defensive region player of the year for No. 2 **Notre Dame**. Patricia Hollerback guided Notre Dame to the Open and has a 23-4 record in her first season. ... Despite returning midseason from an ACL tear, No. 3 **Canyon View's** Jaila Flowers received offensive player of the year honors in her region. Aaliyah Rogers, another sophomore, was the defensive player of the year. "We are still very young and excited for the playoffs and our future," Canyon View Coach Desirae Carranza said. ... Sophomore Addison Wiemann, junior Savanna Dotray and junior Jaden Maza are each averaging double figures in points for No. 5 **Sunrise Mountain**. ... This is the first time that No. 6 **Campo Verde** has recoded back-to-back 20-win seasons and its very humble coach, Kaye Walker, repeated as the region's coach of the year. Junior Kelsey Watts also became the first Campo Verde player to reach the 1,000-career point mark. "The state of the program is currently at a high and will only get higher," Walker said. ... The No. 7 **Millennium** Tigers might not be a happy bunch. They (six state titles appearances in the last seven years) are not accustomed to being seeded this low and losing around this time of the season. Injuries have taken a toll on the squad. But there's some news that opponents might not be happy

to hear. "All should be cleared and ready to go now," coach Danny Soliman said. "I think we will finally be healthy." ... "The team has had a pretty good year so far despite some distractions," said veteran coach Regina E. Early about her No. 8 **Buckeye** team, which has won 24 region games in a row. "We believe hard work is undefeated. We just have to continue to trust the process, leave everything on the court and have no regrets." The team's offensive leader is Amayah Leyva and low post enforcer is Isabel Ramirez. ... Jackie Rosado is averaging 14.8 points and 7.4 rebounds for game for No. 9 **Casteel**. The team's leading rebounder is sophomore Ava Lewis at 9.6 per game. Lewis is also averaging 13.1 points per game. ... "We have a resilient group of girls this season who unfortunately had to go through the loss of a coach right before the season," No. 10 **Horizon** coach Chris Young said. "It was an extremely difficult time that has brought the girls closer together." The team also experienced its share of ups and down during the season but continued to show some resiliency, coach added. Leading the way is senior guard Mia Brown, 'paint protector' Paisy Perkins and the very versatile Peyton Schlitz. ... Coach Brandon Scholtz's No. 11 **Willow Canyon** Wildcats are 67-23 over the last four seasons. Sophomore Sarah Karnitz, junior Kandace O'Connell and Keke Helman are the team's scoring leaders. ... Six-foot senior Launa Rogers is averaging 9.4 rebounds per game for the No. 12 **Higley** Knights, who are having their best season since 2014. That was the last time the program had a winning season prior to this year. It's 17-10 with a roster that carries just two seniors. Its leading scorers are freshmen Claire Greenwade and Cadence Murdough. Murdough was also averaging 11 boards per game. ... Junior Cecilia Burruel is averaging 16.9 points per game in her first varsity season for No. 13 **Nogales**. ... No. 14 **Ironwood Ridge** dresses only one senior and two juniors for a program that is 16-11. One of those juniors, Molly Walter, is averaging close to 10 boards per game. Freshman guard Jaidyn Saucedo is leading her squad in points per game (15.2), assists per game (3.7), steals per game (3.5). ... Senior Emilee Resendez went from averaging about three points and three boards a game last year to being No. 15 **Paradise Valley's** leading scorer (14.7) and rebounder (12.2) this year. ... 5-11 senior Camryn Koester has scored 1,218 career points for No. 16 **Cactus Shadows**. She has tallied at least 129 rebounds during each of her previous three season and has a career high 89 steals. ... No. 17 **Washington** will end with back-to-back winning seasons for the first time since the 2013-14 seasons. Freshman Channel Ochoa was averaging 13 points per game. ... No. 18 **Chaparral** pulled off the biggest upset in the 5A Conference play-in, defeating 11th seed **McClintock** 60-54 as the 26th seed.



Raymond S. Kellis coach Shanelle Balark (sitting far right), her husband Demetrious (far left) and Mia Wolfe (back row, far left), Nevaeh Limbacher (back row middle) and Shanielle Mallory (back row right) are some of the members who have helped their program excel. (Jose Garcia photo/AZPreps365)

2024 Girls Basketball

5A Conference Play-In



Play In
February 15

G1: 2/15, 7pm McClintock HS

#26	Chaparral	60
#11	McClintock	54

G2: 2/15, 7pm Cactus Shadows HS

#19	Desert Edge	48
#18	Cactus Shadows	57

G3: 2/15, 7pm Paradise Valley HS

#20	Cienega	33
#17	Paradise Valley	60

G4: 2/15, 7pm Higley HS

#23	Centennial	33
#14	Higley	51

Play In
February 15

G5: 2/15, 7pm Willow Canyon HS

36	Mountain View Marana	#24
51	Willow Canyon	#13

G6: 2/15, 7pm Nogales HS

40	Copper Canyon	#22
59	Nogales	#15

G7: 2/15, 7pm Ironwood Ridge HS

23	Youngker	#21
56	Ironwood Ridge	#16

G8: 2/15, 7pm Catalina Foothills HS

56	Washington	#25
55	Catalina Foothills	#12

The bottom team in the matchup is the home team.

Dates, times and locations subject to change.

2024 AIA Girls Basketball 5A State Championship



Round 1
February 20

Round 2
February 22

Quarterfinals
February 24

Semifinals
February 27

Final
March 1



The bottom team in the matchup is the home team.
Dates, times and locations subject to change.



Williams Field

Black Hawks

AZPREPS365

Photo not Provided

Alignment 5A San Tan

Region 9-1

Standings #1

Conference 14-2

Rank #1

Overall 16-2

No.	Name	Pos.	Yr.	Ht.
3	Sophia Carnes		Jr	
5	Anya Mower		Sr	
10	Latoya Brooks		Sr	
11	Anouk Rico		Fr	
12	Savanah Horotn	G, F	Sr	5'8"
14	Lilly Throckmorton		Jr	
20	Berlyn Wiltbank		So	
21	Sienna Lynch		Sr	5'8"
24	Sydney Carnes		Jr	
30	Madison Geisler		So	5'6"
35	Corrie Jones		So	6'0"
	Michael Edgmon		Sr	

Date	Opponent	Result
11/20	vs Arcadia	W 84-41
11/21	@ Sunnyslope	L 49-54
11/24	vs Pinnacle	L 31-59
11/25	@ Salpointe	L 36-47
11/29	vs ND Prep	L 41-50
11/30	@ Brad Mtn	W 56-24
12/04	vs Cienega	W 76-37
12/07	@ Chandler	W 50-36
12/12	vs Verrado	W 72-13
12/14	@ Chaparral	W 72-23
12/28	vs Window Rk	L 39-43
1/09	@ Canyon View	W 40-39
1/11	vs Horizon	W 53-17
1/12	@ Casteel	W 41-19
1/16	vs Casa Gr.	W 62-14
1/18	vs Campo Ver.	W 49-37
1/19	vs Higley	W 64-37
1/22	vs Mtn Pointe	W 71-23
1/24	@ Higley	W 52-43
1/25	vs Casteel	W 45-32
1/30	@ Casa Gr.	W 59-26
2/01	@ Campo Ver.	L 44-46
2/02	@ Mtn Pointe	W 69-35
2/13	vs Rio Rico	W 63-44
2/15	vs Gilbert	L 34-63



The AIA requests that you model good sportsmanship by refraining from derogatory cheers, chants, or behavior toward students, coaches, officials, or other spectators. Speak out if you see inappropriate behavior by immediately notifying event management staff. Together, we can provide a safe and respectful environment for all.



Notre Dame Prep

Saints



Photo not Provided

Alignment 5A Northeast Valley

Region 8-0

Standings #1

Conference 15-0

Rank #2

Overall 16-2

No.	Name	Pos.	Yr.	Ht.	Date	Opponent	Result
5	Addi Stam	SG, SF	Fr		11/21 @	Seton	L 45-62
10	Brooke Nowak	PG, SG	So	5'11"	11/24 @	Saguaro	W 64-53
11	Lexi Good	PG, SG	Sr	5'2"	11/24 vs	Mesquite	L 43-58
12	Toni Logemann	SF	Jr	5'8"	11/25 @	Queen Cr.	W 68-21
13	Natalie Bishop	SG	Jr	5'6"	11/25 @	Casteel	W 56-34
14	Anna Brodar	SG	Sr	5'6"	11/29 @	Wms. Field	W 50-41
15	Sydney Logemann	PG, SG	Jr	5'6"	12/05 vs	St. Mary's	W 84-39
20	Olivia Frankel	SF	Jr	5'10"	12/06 @	CFoothills	W 63-50
22	Ava Pautz	PG, SG	Sr	5'11"	12/08 vs	Centennial	W 65-11
23	Lily Mccracken	PG, SG	Fr	5'8"	12/15 @	Chaparral	W 61-18
24	Ayla Keefe	SG, SF	Fr		1/03 vs	Sunnyslope	L 46-55
25	Kamryn Eskew	PF	Sr	5'9"	1/09 vs	Casa Gr.	W 70-16
30	Elena Snook	C	Fr		1/11 @	Mtn Pointe	W 66-27
					1/12 vs	C. Shadows	W 71-45
					1/18 vs	Horizon	W 61-25
					1/19 @	Des. Mtn	W 67-18
					1/22 vs	Youngker	W 80-30
					1/24 vs	Des. Mtn	W 83-17
					1/25 @	C. Shadows	W 59-35
					1/29 vs	Higley	W 76-38
					1/30 vs	Chaparral	W 65-37
					2/01 @	Horizon	W 52-33
					2/13 vs	Sunnyslope	L 65-68



The AIA requests that you model good sportsmanship by refraining from derogatory cheers, chants, or behavior toward students, coaches, officials, or other spectators. Speak out if you see inappropriate behavior by immediately notifying event management staff. Together, we can provide a safe and respectful environment for all.



Washington Rams

AZPREPS365



Alignment 5A Central Valley

Region 7-5

Standings #4

Conference 9-7

Rank #25

Overall 11-7

No.	Name	Pos.	Yr.	Ht.	Date	Opponent	Result
0	Emily Mejias Caballeros	SG	Sr	5'5"	11/20	vs Kofa	W 69-41
1	Natalie Agsaulio	PG	Sr	5'5"	11/29	@ Central	W 66-44
12	Amaya Yazzie	PG	Sr	5'2"	12/04	@ San Luis	W 58-15
14	Ilana Bread	SG	Jr	5'6"	12/06	vs Cortez	W 54-40
15	Zoey Cook	PG	So	5'1"	12/08	@ Fairfax	L 29-67
20	Quintessa Huskon	SG	So	5'6"	12/12	@ Buckeye	L 42-76
25	Zaila Lee	P	So	5'8"	12/19	vs Des. Edge	L 35-49
32	Mia Keyonnie	F	Jr	5'6"	1/09	@ Glendale	W 53-32
34	Channel Ochoa	P	Fr	6'0"	1/11	@ Copper Cyn	L 47-51
40	Anyalisa Carino	SG	So	5'6"	1/16	@ Independ.	W 53-29
					1/19	@ Sierra Lin	W 61-24
					1/22	vs Buckeye	L 36-45
					1/24	@ Youngker	L 48-57
					1/25	vs Glendale	W 45-35
					1/30	vs Copper Cyn	L 48-58
					2/01	@ Kofa	W 48-41
					2/02	vs Independ.	W 51-18
					2/06	vs Youngker	W 50-46
					2/15	@ CFoothills	W 56-55



The AIA requests that you model good sportsmanship by refraining from derogatory cheers, chants, or behavior toward students, coaches, officials, or other spectators. Speak out if you see inappropriate behavior by immediately notifying event management staff. Together, we can provide a safe and respectful environment for all.



Cactus Shadows

Falcons



Alignment 5A Northeast Valley

Region 4-4

Standings #3

Conference 9-7

Rank #18

Overall 9-9

Photo not Provided

No.	Name	Pos.	Yr.	Ht.
2	Maddie Schultz		So	
11	Elsie Pottinger (JV)			
11	Ellie Sarraino		Jr	
11	Ellie Sarraino	SG, SF	Jr	
12	Camryn Koester	SG, PF	Sr	5'11"
13	Sydney Moore	SG	Jr	
14	Whitney Jeffers		Jr	
15	Brenna Winkelmann (V)			
21	Paige Anthony (V)			
22	Cash Leazenby	C	Jr	
25	Kylie Malone	C	Sr	5'9"
32	Karease Broeker		So	
32	Maddie Samiez			
44	Olivia Lewis			

Date	Opponent	Result
11/20 @	Pinnacle	L 28-56
11/21 vs	Gilbert	L 22-66
11/24 vs	Arcadia	W 64-38
11/25 vs	Brad Mtn	W 49-28
11/29 vs	Cienega	L 49-61
12/01 @	Verrado	W 59-35
12/08 @	Vall Vista	L 33-85
12/12 vs	Independ.	W 58-14
12/13 @	Flagstaff	L 22-82
1/03 vs	Higley	L 40-58
1/09 @	Fairfax	W 65-51
1/11 vs	Campo Ver.	L 36-43
1/12 @	ND Prep	L 45-71
1/16 vs	Horizon	L 31-45
1/18 @	Des. Mtn	W 45-21
1/22 @	Chaparral	W 58-30
1/24 vs	McClintock	W 53-50
1/25 vs	ND Prep	L 35-59
1/30 @	Horizon	L 54-56
2/01 vs	Des. Mtn	W 76-11
2/02 vs	Chaparral	W 50-45
2/08 @	Youngker	W 43-40
2/15 vs	Des. Edge	W 57-48



The AIA requests that you model good sportsmanship by refraining from derogatory cheers, chants, or behavior toward students, coaches, officials, or other spectators. Speak out if you see inappropriate behavior by immediately notifying event management staff. Together, we can provide a safe and respectful environment for all.



Casteel
Colts

AZPREPS365



Alignment 5A San Tan

Region 7-3

Standings #3

Conference 12-4

Rank #9

Overall 15-4

No.	Name	Pos.	Yr.	Date	Opponent	Result
1	Madison Slaton	G	Jr	11/17 vs	Crismon	W 58-14
2	Audrina Wenze-Atencio	G	So	11/24 vs	Queen Cr.	W 63-8
3	Amanda Anderson	F	Jr	11/24 @	Mesquite	L 45-66
4	Kate Anderson	G	So	11/25 @	Saguaro	L 45-50
11	Morgan Davis	G	So	11/25 vs	ND Prep	L 34-56
14	Ava Lewis	F	So	11/28 vs	PV	W 45-34
15	Angelina Waldon	F	Jr	11/30 @	La Joya	W 65-15
20	Makenna Poropat	G	Sr	12/05 vs	Canyon View	L 35-43
22	Addison Boysaw	G	So	12/08 @	Highland	W 51-50
23	Jackie Rosado	G	Jr	12/11 @	Chaparral	W 56-26
32	Keeli Duncan	F	Jr	12/12 vs	Queen Cr.	W 54-20
33	Nevaeh Acosta	G	Jr	1/05 @	Casa Gr.	W 37-30
34	Paige Drees	F	So	1/08 @	Ironwood	W 48-21
				1/09 vs	Des. Mtn	W 42-11
				1/12 vs	Wms. Field	L 19-41
				1/16 vs	Mtn Pointe	W 63-39
				1/18 vs	Higley	W 56-36
				1/22 @	Campo Ver.	W 36-30
				1/25 @	Wms. Field	L 32-45
				1/29 vs	Casa Gr.	W 46-19
				1/30 @	Mtn Pointe	W 82-28
				2/01 @	Higley	W 58-46
				2/05 vs	Campo Ver.	L 42-48
				2/13 @	Salpointe	L 33-60



The AIA requests that you model good sportsmanship by refraining from derogatory cheers, chants, or behavior toward students, coaches, officials, or other spectators. Speak out if you see inappropriate behavior by immediately notifying event management staff. Together, we can provide a safe and respectful environment for all.



Buckeye Union

Hawks



Photo not Provided

Alignment 5A Central Valley

Region 12-0

Standings #1

Conference 14-2

Rank #8

Overall 16-2

No.	Name	Pos.	Yr.	Ht.	Date	Opponent	Result
2	Kiria Avila escarcega	PG, SG	Jr		11/29 vs	Kellis	W 52-36
3	Amayah Leyva	PG, SG	Jr	5'5"	12/05 @	Hayden	W 1-0
5	La'Zaria Williams	PG, SG	So		12/06 @	Glendale	W 69-10
10	Sonja Lawson	PG, PG	Fr		12/07 @	Canyon View	L 40-54
11	Lilly Thomas	SG, PG	So		12/11 @	Independ.	W 62-8
13	Kaydince McHaffey		Sr		12/12 vs	Washington	W 76-42
14	Tia Chapman	SF, SG	Jr	5'7"	1/04 @	Kofa	W 58-20
15	Carla Velasco	G	Jr		1/09 @	Apollo	W 53-41
21	Zaneida Woodruff		Jr		1/11 vs	Youngker	W 56-26
22	Isabel Ramirez	PF, C	Sr		1/13 vs	EFootHills	W 62-60
23	Reagan Harris	G	Fr		1/16 vs	Copper Cyn	W 79-33
24	Kiya Gomez	SG, SF	Jr		1/18 vs	Independ.	W 67-9
25	Mikalsh Tensley	SG, SF	Sr		1/22 @	Washington	W 45-36
32	Carsyn Jones	SF, PF	Fr		1/24 vs	Kofa	W 65-31
					1/30 @	Youngker	W 58-46
					2/01 vs	Glendale	W 52-15
					2/02 @	Copper Cyn	W 54-27
					2/07 vs	Horizon	L 40-44
					2/13 @	Seton	L 31-60



The AIA requests that you model good sportsmanship by refraining from derogatory cheers, chants, or behavior toward students, coaches, officials, or other spectators. Speak out if you see inappropriate behavior by immediately notifying event management staff. Together, we can provide a safe and respectful environment for all.



Higley
Knights

AZPREPS365

Photo not Provided

Alignment 5A San Tan

Region 4-6

Standings #4

Conference 7-8

Rank #14

Overall 10-8

No.	Name	Pos.	Yr.	Ht.	Date	Opponent	Result
1	Claire Greenwade	PG, SG	Fr	5'4"	11/20 @	Prescott	W 56-51
3	Ava Taliaferro	SG	So		11/20 vs	Basha	L 43-63
4	Kaija Mannie	SF	Jr		11/21 vs	St. Mary's	W 59-37
11	Amayranny Campos	F	Sr		11/21 @	Mtn Ridge	W 69-39
13	Maci Kerns	G	So		11/29 vs	CFoothills	W 56-42
20	Alexis Peper		Fr		11/30 @	Canyon View	L 40-78
22	Kaelin Holloway	SG, SF	Fr		12/04 vs	ALA - Gilbert N.	W 51-29
23	Cadence Murdough	F	Fr	6'0"	12/07 vs	Corona Sol	W 56-44
24	Izzy Krpata	G	Sr		12/12 vs	Basha	W 69-57
30	Aliyah Eastman	F	Jr		1/03 @	C. Shadows	W 58-40
31	Addison Baird	F	So		1/11 @	Des. Mtn	W 79-28
33	Maya Billan	C, F	So	6'1"	1/12 vs	Mtn Pointe	W 74-47
35	Lily Holgate	F	Sr		1/16 @	Campo Ver.	L 40-53
					1/18 @	Casteel	L 36-56
					1/19 @	Wms. Field	L 37-64
					1/22 vs	Casa Gr.	W 70-27
					1/24 vs	Wms. Field	L 43-52
					1/25 @	Mtn Pointe	W 58-46
					1/29 @	ND Prep	L 38-76
					1/31 vs	Campo Ver.	L 48-49
					2/01 vs	Casteel	L 46-58
					2/02 @	Casa Gr.	W 71-41
					2/15 vs	Centennial	W 51-33



The AIA requests that you model good sportsmanship by refraining from derogatory cheers, chants, or behavior toward students, coaches, officials, or other spectators. Speak out if you see inappropriate behavior by immediately notifying event management staff. Together, we can provide a safe and respectful environment for all.



Sunrise Mountain

Mustangs



Photo not Provided

Alignment 5A Northwest

Region 10-2

Standings #2

Conference 12-3

Rank #5

Overall 15-3

No.	Name	Pos.	Yr.	Ht.	Date	Opponent	Result
3	Abby Leahy	SG	Jr		11/27	vs Chaparral	W 62-30
4	Madison Cantrill	SG	Jr		11/29	vs Horizon	L 39-43
10	Kazandra Montalvo				12/04	@ Cactus	W 66-5
11	Omoye-ojavan Aguebor	PF	Fr		12/07	vs Chinle	W 39-36
12	Savanna Dotray	PG, SG	Jr		12/07	@ Coconino	W 81-45
14	Kara Mackintosh	PF	Jr		12/08	vs AZ Luth.	W 60-24
21	Laney Demaree	SG	Jr		12/09	@ Flagstaff	L 41-60
23	Jaden Maza	SG	Jr		12/09	vs Campo Ver.	W 46-43
24	Addison Wiemann	C, SF	So	6'2"	12/12	@ Des. Mtn	W 65-20
25	Kylee Inman	SF	Sr		12/14	vs Apollo	W 50-24
33	Sydney Long				12/19	@ Peoria	W 59-30
					12/28	@ Tan. Verde	W 53-10
					12/28	vs Pusch	W 51-34
					12/29	@ Flow Wells	W 42-32
					12/29	vs	L 46-51
					1/09	vs Ironwood	W 56-17
					1/11	vs Centennial	W 47-23
					1/12	@ Kellis	L 37-64
					1/16	vs PV	W 61-32
					1/19	@ Liberty	W 70-46
					1/22	@ Apollo	W 72-47
					1/24	@ Wil Canyon	W 49-19
					1/25	@ Ironwood	W 69-37
					1/29	vs Wil Canyon	W 68-40
					1/30	@ Centennial	W 60-36
					2/02	@ PV	W 52-26
					2/06	vs Kellis	L 51-56
					2/13	@ Sunnyside	W 47-41
					2/15	@ Seton	L 22-54



The AIA requests that you model good sportsmanship by refraining from derogatory cheers, chants, or behavior toward students, coaches, officials, or other spectators. Speak out if you see inappropriate behavior by immediately notifying event management staff. Together, we can provide a safe and respectful environment for all.



Nogales
Apaches

AZPREPS365

Photo not Provided

Alignment 5A Sonoran

Region 5-1

Standings #1

Conference 8-2

Rank #15

Overall 11-7

No.	Name	Pos.	Yr.	Ht.	Date	Opponent	Result
0	Alexa Navarro	SG	So		11/20	vs Show Low	L 20-46
1	Mia Rodriguez	G, PG	Sr	5'3"	11/20	vs Cholla	W 51-10
3	Alma Suarez	G	Jr	5'1"	11/21	vs Mica Mtn.	L 42-48
4	Viviana Carrillo	SF	Jr		11/21	vs Snowflake	L 15-52
5	Germaine Garfio	G, P	Sr	5'2"	11/22	vs Sabino	W 53-30
10	Johanna Simpson	G, P	Jr	5'5"	11/30	vs Pusch	L 36-47
11	Juzeth Casas	PG, G	Jr	5'0"	12/05	@ Marana	W 41-24
13	Cecilia Burruel	PG, SG	Jr		12/07	vs Rio Rico	L 42-43
14	Alondra Chavarin	SF	Jr		12/11	@ Douglas	W 42-33
20	Anna Munoz	SF, PF	Jr		12/14	vs Sunnyside	L 41-61
23	Ana Muñoz	F	Jr	5'3"	12/21	vs Rincon/Uni	W 50-36
25	Cecy Buruell	PG, G	Jr	5'5"	12/28	@ Tombstone	W 54-19
30	Breanna Villegas	SF	Jr	5'7"	12/28	@ Flow Wells	L 31-50
31	Diana Mendez	SF	So		12/29	vs Pusch	L 41-45
					12/29	vs Pueblo	L 40-55
					1/09	vs Iron Ridge	W 49-47
					1/11	vs MTV-Marana	W 56-45
					1/12	@ CFoothills	L 45-47
					1/15	@ Tucson	L 44-51
					1/16	@ Buena	W 62-32
					1/18	vs Cholla	W 54-10
					1/22	@ Cienega	W 43-41
					1/24	vs Des. View	W 62-14
					1/25	vs Salpointe	L 24-73
					1/29	@ Des. View	W 40-10
					1/30	vs Buena	W 57-27
					1/31	vs Cienega	L 45-49
					2/15	vs Copper Cyn	W 59-40



The AIA requests that you model good sportsmanship by refraining from derogatory cheers, chants, or behavior toward students, coaches, officials, or other spectators. Speak out if you see inappropriate behavior by immediately notifying event management staff. Together, we can provide a safe and respectful environment for all.



Raymond S. Kellis
Cougars

AZPREPS365

Photo not Provided

Alignment 5A Northwest

Region 11-1

Standings #1

Conference 14-2

Rank #4

Overall 16-2

No.	Name	Pos.	Yr.	Ht.	Date	Opponent	Result
1	Luz Marian Santos Mas	SF	So	6'0"	11/20 vs	Chandler	L 42-51
2	Shanielle Mallory	PG	So		11/20 vs	Ironwood	W 70-32
3	Blessing Festus	SG	So	5'3"	11/21 @	Boulder Cr	W 61-20
4	Gabriella Jackson	SF	So		11/21 vs	Prescott	W 70-59
5	Jeorgia Parks- rodriguez	PG	So	5'6"	11/27 vs	La Joya	W 78-12
10	Stormi Jo Castillo	C, PF	Sr		11/29 @	Buckeye	L 36-52
11	Breanitzzy Stewart	SG	So		12/05 @	Queen Cr.	W 62-14
12	Maliyah Bojorquez	SG, PG	Jr		12/07 vs	Central	W 72-49
20	Camila Rosales	SG	Fr		12/11 @	Metro Tech	W 74-28
23	Romya Coty	C	Fr	5'9"	12/15 vs	Peoria	W 61-42
25	Jeniah Green	C	Jr		12/18 @	Apollo	W 58-42
32	Mia Wolfe	SG	Fr		12/20 @	Wil Canyon	L 51-55
33	Nevaeh Limbacher		So		12/22 vs	Centennial	W 36-31
					12/29 vs	Tucson	W 78-55
					12/29 vs	Coconino	W 74-35
					12/30 vs	Prescott	W 72-35
					12/30 vs	Cibola	W 55-47
					1/09 vs	PV	W 62-41
					1/11 @	Ironwood	W 76-34
					1/12 vs	Sun. Mtn	W 64-37
					1/18 vs	Wil Canyon	W 55-31
					1/22 @	Centennial	W 41-33
					1/24 vs	Apollo	W 54-39
					1/25 @	PV	W 58-29
					1/30 vs	Ironwood	W 66-28
					2/06 @	Sun. Mtn	W 56-51
					2/13 @	Dobson	L 49-53



The AIA requests that you model good sportsmanship by refraining from derogatory cheers, chants, or behavior toward students, coaches, officials, or other spectators. Speak out if you see inappropriate behavior by immediately notifying event management staff. Together, we can provide a safe and respectful environment for all.



Ironwood Ridge

Nighthawks

Photo not Provided

Alignment 5A Southern

Region 4-2

Standings #2

Conference 8-4

Rank #16

Overall 12-6

No.	Name	Pos.	Yr.	Ht.	Date	Opponent	Result
1	Scarlett Barton	G	So	5'10"	11/21 vs	Tucson	W 53-45
10	Katelyn Cano	G	So	5'3"	11/27 @	Canyon Oro	W 56-28
11	Amina Rustempasic	G	Jr	5'8"	11/29 vs	Canyon View	L 42-74
12	Jaidyn Saucedo	G	Fr	5'3"	12/05 @	Pusch	L 38-43
20	Lexi Speckman	F	So	5'9"	12/07 vs	Rincon/Uni	W 40-38
21	Selena Serrano	F	So	5'6"	12/08 @	Ironwood	W 64-39
22	Annika Chulick	F	So	5'10"	12/11 @	Marana	W 53-38
23	Myla Elslager	G	So	5'8"	12/13 vs	Des. View	W 81-10
24	Jaica Hayes	G	Fr	5'5"	1/09 @	Nogales	L 47-49
30	Molly Walter	F	Jr	5'11"	1/11 vs	Buena	W 39-33
32	Alexis Martinez	PF	Sr	5'11"	1/12 vs	Sunnyside	L 41-70
					1/16 @	Cholla	W 49-23
					1/18 @	MTV-Marana	W 55-52
					1/22 vs	CFoothills	L 46-64
					1/25 vs	MTV-Marana	W 64-52
					1/30 vs	Cholla	W 62-31
					1/31 @	CFoothills	L 41-49
					2/05 @	Cienega	W 68-55
					2/15 vs	Youngker	W 56-23



The AIA requests that you model good sportsmanship by refraining from derogatory cheers, chants, or behavior toward students, coaches, officials, or other spectators. Speak out if you see inappropriate behavior by immediately notifying event management staff. Together, we can provide a safe and respectful environment for all.



Canyon View
Jaguars

AZPREPS365

Alignment 5A Desert West

Region 11-1

Standings #1

Conference 15-2

Rank #3

Overall 16-2

Photo not Provided

No.	Name	Pos.	Yr.	Date	Opponent	Result
1	Bernadette Carranza		So	11/15 vs	Lk Havasu	W 86-14
2	Aaliyah Rogers		So	11/24 @	CFoothills	W 58-32
3	Cynthia Tewksbury		Jr	11/24 vs	Pueblo	W 58-56
5	Jaila Flowers		So	11/29 @	Iron Ridge	W 74-42
10	Mia Jacobs		So	11/30 vs	Higley	W 78-40
11	Keira Lewis		So	12/05 @	Casteel	W 43-35
15	Mia Burgess		Sr	12/07 vs	Buckeye	W 54-40
21	Makenzie Pope		Jr	12/11 @	Mesa	W 42-31
23	Katelyn Jewell		Jr	12/13 vs	Des. Edge	W 76-22
24	Azalee Tellez		So	12/16 @	Lk Havasu	W 87-22
30	Raeanna Love		So	1/09 vs	Wms. Field	L 39-40
32	Hannah Holm		So	1/11 @	Westview	W 56-12
33	Zoe Bracey		Sr	1/16 @	Des. Edge	W 46-25
34	Jaylin Williams		So	1/22 vs	Verrado	W 80-12
				1/26 @	Millennium	L 64-67
				1/29 vs	La Joya	W 94-4
				1/30 vs	Westview	W 75-29
				2/01 @	La Joya	W 89-33
				2/06 vs	Millennium	W 45-38
				2/08 @	Verrado	W 61-18
				2/13 vs	O'Connor	L 42-47



The AIA requests that you model good sportsmanship by refraining from derogatory cheers, chants, or behavior toward students, coaches, officials, or other spectators. Speak out if you see inappropriate behavior by immediately notifying event management staff. Together, we can provide a safe and respectful environment for all.



Horizon
Huskies

AZPREPS365

Photo not Provided

Alignment 5A Northeast Valley

Region 6-2

Standings #2

Conference 13-3

Rank #10

Overall 14-4

No.	Name	Pos.	Yr.	Ht.	Date	Opponent	Result
0	Peyton Schiltz	PG, SG	So	5'10"	11/20 vs	Salpointe	L 29-58
1	Rylee Kimball	SG	So		11/21 vs	Arcadia	W 71-35
3	Nikki Slager	PG	Fr		11/24 @	Brad Mtn	W 44-15
5	Sydney Puma	G	Fr		11/25 vs	Sunnyslope	L 33-54
10	Mia Brown	PG, SG	Sr	5'4"	11/29 @	Sun. Mtn	W 43-39
12	Noel Gallegos	SG	Sr		11/30 vs	Pinnacle	L 32-54
14	Sasha Logue		Sr		12/05 @	MTV-Mesa	W 48-45
20	Reagan McCormick	G	Fr		12/06 vs	Sierra Lin	W 66-14
22	Paisy Perkins	C	So		12/07 vs	Ironwood	W 61-20
24	Rose Keeley	G, SF	Fr		12/15 vs	Casa Gr.	W 58-34
30	Julia Murr	G, SF	So		12/18 @	Rolling Hills (CA)	L 44-46
32	Ella Frazier	C	Jr		1/09 @	Mtn Pointe	W 45-32
40	Remi Troost	PF	Fr		1/11 @	Wms. Field	L 17-53
					1/12 vs	Des. Edge	W 46-28
					1/16 @	C. Shadows	W 45-31
					1/18 @	ND Prep	L 25-61
					1/22 vs	Des. Mtn	W 54-18
					1/24 vs	Chaparral	W 49-32
					1/30 vs	C. Shadows	W 56-54
					2/01 vs	ND Prep	L 33-52
					2/02 @	Des. Mtn	W 55-23
					2/05 @	Chaparral	W 58-43
					2/07 @	Buckeye	W 44-40
					2/13 @	Xavier	L 12-69



The AIA requests that you model good sportsmanship by refraining from derogatory cheers, chants, or behavior toward students, coaches, officials, or other spectators. Speak out if you see inappropriate behavior by immediately notifying event management staff. Together, we can provide a safe and respectful environment for all.



Millennium
Tigers

AZPREPS365

Photo not Provided

Alignment 5A Desert West

Region 11-1

Standings #2

Conference 11-1

Rank #7

Overall 13-5

No.	Name	Pos.	Yr.	Ht.	Date	Opponent	Result
1	Elli Guiney	PG, SG	Sr		11/16	vs La Joya	W 79-3
2	Ryanne Torres	PG, SG	Jr		11/21	@ Des. Edge	W 66-10
3	Adiyanna Smith		Jr	5'6"	11/27	@ Westview	W 79-14
4	Aryanna Harrison	SG	Fr		11/29	vs Perry	W 57-47
5	Niya Nsonwu		Fr		11/30	@ Xavier	L 43-66
10	Dashia Richardson		Fr		12/04	@ Lk Havasu	W 77-10
11	Destiny Lunan	PG, G	Jr		12/05	vs Des. Edge	W 71-23
13	Hannah Magness	G	Jr	5'8"	12/08	vs Verrado	W 107-14
14	Saliah Daniel	PF	Sr		12/11	@ La Joya	W 102-3
21	Rihanna Bland		So		12/14	vs Vall Vista	W 78-76
22	Kauai Combs		Fr		1/06	@ Mater Dei (CA) (Santa Ana CA)	L 31-84
23	Andrea Carmona	G	Jr		1/09	vs Lk Havasu	W 93-15
24	mariah white	SF, SG	Jr		1/13	vs Democracy Prep (Las Vegas, NV) School	L 46-52
34	Jayda Hunt	P	Fr		1/18	vs Westview	W 80-21
					1/26	vs Canyon View	W 67-64
					1/30	@ Hamilton	L 27-62
					2/01	@ Verrado	W 56-14
					2/06	@ Canyon View	L 38-45
					2/13	@ Mesquite	W 44-40
					2/15	@ Sunnyslope	L 56-63



The AIA requests that you model good sportsmanship by refraining from derogatory cheers, chants, or behavior toward students, coaches, officials, or other spectators. Speak out if you see inappropriate behavior by immediately notifying event management staff. Together, we can provide a safe and respectful environment for all.

GRIMALDI'S

COAL BRICK OVEN PIZZERIA

CHANDLER | FLAGSTAFF | GILBERT
PEORIA | SCOTTSDALE

Proud Sponsor of AIA
and
Arizona High School Sports




GrimaldisPizzeria.com

NOVA[®] HOME LOANS

Ready to buy or refi?

Visit **NOVAHomeLoans.com**
or call **800.955.9125** today



Proud partner of the
Arizona Interscholastic Association

NOVA[®] FINANCIAL & INVESTMENT CORPORATION, DBA NOVA[®] HOME LOANS NMLS 3087 / EQUAL HOUSING OPPORTUNITY / AZ BK 0902429 / CORPORATE BRANCH: 800.955.9125 - 6245 E. BROADWAY BLVD, STE. #400; TUCSON, AZ 85711.
LICENSED BY THE DEPARTMENT OF FINANCIAL PROTECTION AND INNOVATION UNDER THE CALIFORNIA RESIDENTIAL MORTGAGE LENDING ACT #4131230. ALSO LICENSED BY THE CA-DFPI UNDER THE CFL #6036566. LOANS MADE OR
ARRANGED PURSUANT TO A CALIFORNIA FINANCING LAW LICENSE. WWW.NMLSCONSUMERACCESS.ORG/ENTITYDETAILS.ASPX/COMPANY/3087

PROUD PARTNER OF THE ARIZONA INTERSCHOLASTIC ASSOCIATION



AUTONATION

I-10 and Elliot Road
Tempe 480-598-0000

AVONDALE

10005 W. Papago Freeway
Avondale 623-936-7700

BELL ROAD

2020 W. Bell Road
Phoenix 602-863-0600

BERGE

202 and Dobson Road
Mesa 480-655-4400

BIG TWO

1250 S. Gilbert Road
Chandler 480-898-6000

CAMELBACK

1550 E. Camelback Road
Phoenix 602-264-2841

EARNHARDT

6136 E. Auto Loop Avenue
Mesa 480-807-9700

LARRY H. MILLER

8633 W. Bell Road
Peoria 623-876-3400

RIGHT

7701 E. Frank Lloyd Wright Blvd.
Scottsdale 480-778-2200

SURPRISE

303 and Waddell Road
Surprise 623-312-3100



Let's Go Places



ValleyToyotaDealers.com

A TREND? FIVE DIFFERENT 4A BOYS CHAMPS IN THE LAST FIVE YEARS

Andy Morales
AZPreps365.com

St. Mary's was one of nine 4A Conference teams to qualify for the Open Division and the Knights won both of their games to make it to the quarterfinal round of the Open Division which cements the program's position in that playoff bracket for the second year in a row. The remaining eight teams lost in either the first round or the second round of the Open Division and they are now placed in the 4A Conference state championship bracket which is slated to start on Wednesday, Feb. 21.

The eight teams sent back to the 4A playoffs will match up against the eight winners of the Play-In Tournament held on Friday, Feb. 16. ALA-Gilbert North (21-4), Mesquite (21-6), Deer Valley (23-3), Sahuaro (21-4), Dysart (23-4), Prescott (22-4), Thunderbird (21-6) and Mica Mountain (23-4) are the 4A teams expected to host a first round game in the state playoffs.

Sahuaro ended the season ranked No. 5 in the 4A Conference and No. 17 in the Open Division but the Cougars were in control of a higher seed if not for a 61-59 loss at Salpointe heading into the postseason. That loss gave the Cougars a 17-1 record in power-ranking games but the team is primed now for a favorable position in the 4A Conference bracket as one of the higher seeds along with ALA-Gilbert North, Mesquite and Deer Valley.

Peoria beat Deer Valley in the 4A championship game last year but the Panthers fell to a 7-11 record this winter, taking the team out of playoff contention. The loss was one of four runner-up finishes for Deer Valley.

Sahuaro is led by sophomore Cisco Llamas who has 18 points a game with senior Nick Ponds (13.3 points and 6.1 rebounds), junior Ayumu Lara (9 points) and junior Jamal Ali (8.5 points and 5.2 rebounds) rounding out the top statistical leaders for the Cougars.

ALA-Gilbert North also finished the regular season with a 17-1 power-ranking games with the loss coming to 5A power Desert Mountain, 75-67, in early December. The Eagles were the top-ranked 4A team last year but the team lost in the quarterfinal round of the 4A state playoffs to Deer Valley. The Eagles beat Mesquite and Dysart at the end of the regular season and in the playoffs. Junior Dylan Novak led the team with 21.4 points a game and 5.1 rebounds. Junior Connor Morris (13.1 points), senior Owen Bell (11.0), sophomore Stetson Rowley (8.2) and junior Cezer Sotomayor (7.9) round out the team leaders for ALA-Gilbert North.

Mesquite lost to Deer Valley 67-66 in the 4A semifinal round last year and the Wildcats lost to St. Mary's twice and to ALA-Gilbert North this year. Sophomore Desean Middlebrook leads the team with 16.6 points a game and 5.6 rebounds. Senior Christian Garven (13.8 points and 4.3 rebounds), senior Jaylen Wollangk (9.6 points) and junior Kobe Bradley (6.7) are the next team leaders.

Dysart was 18-0 in power-ranking games and the Demons lost to ALA-Gilbert North in the first round of the Open Division. Senior Nate Morales averages 15.8 points a game for the Demons, senior Nigel Anderson has 14.5 points a game to go with 6.2 rebounds, junior Lamar Anderson averages 12.2 points a game and senior Zane Connelly scores 8.1 points an outing.

Thunderbird had a 17-1 power-ranking record. "This team has been playing hard and has competed with some tough teams," head coach Jesus Flores explained. "Since taking over the Thunderbird program last year, this program has been buying into playing hard and playing the right way." The Titans are led by senior Paris Strozier, Jr. (13.2 points a game and 5.1 rebounds), senior Ryan Calcaterra (12.6 points and 6.5 rebounds), senior Aidan Rampley (9.9 points and 4.1 rebounds) and senior Will Clark (7.4 points and 7.7 rebounds).

Shadow Mountain won four championships in a row from 2016 to 2019 but we have had four different champions since then in Salpointe (2020), St. Mary's (2021), Mesquite (2022) and Peoria (2023). There will not be a repeat champion this year. There was only one upset in the play-In phase with No. 23 Combs beating No. 12 Eastmark 66-64 to advance to the 4A state tournament.



Sahuaro head coach Jim Henry looks to return the team the glory days of the Dick McConnell era. (Andy Morales photo/AZPreps365)

2024 Boys Basketball

4A Conference Play-In



Play In
February 16

G1: 2/16, 7pm Cactus HS

#25 Amphitheater	55
#10 Cactus	78

G2: 2/16, 7:30pm Bradshaw Mountain HS

#18 Seton Catholic Prep	65
#17 Bradshaw Mountain	67

G3: 2/16, 7pm Cortez HS

#19 Moon Valley	68
#16 Cortez	72

G4: 2/16, 7pm Arizona College Prep

#22 Flagstaff	39
#13 AZ College Prep	67

Play In
February 16

G5: 2/16, 7pm Eastmark HS

66	Combs #23
64	Eastmark #12

G6: 2/16, 7pm American Leadership Acad...

39	Saguaro #21
59	ALA - QC #14

G7: 2/16, 7pm Paradise Honors HS

52	Coconino #20
62	Paradise Honors #15

G8: 2/16, 7pm Salpointe Catholic HS

28	Canyon Del Oro #24
43	Salpointe Catholic #11

The bottom team in the matchup is the home team.

Dates, times and locations subject to change.

2024 AIA Boys Basketball 4A State Championship



Round 1
February 21

Quarterfinals
February 23

Semifinals
February 26

Final
February 29

G1: 2/21, 7pm American Leadershi...

16	Combs
1	ALA - Gilbert North

G9: 2/23, 7pm @ High Seed

--	--

G2: 2/21, 7pm Mica Mountain HS

9	Cactus
8	Mica Mountain

G13: 2/26, 7pm @ High Seed

--	--

G3: 2/21, 7pm Dysart HS

12	ALA - QC
5	Dysart

G10: 2/23, 7pm @ High Seed

--	--

G4: 2/21, 7pm Sahuaro HS

13	Paradise Honors
4	Sahuaro

G15: 2/29, 8pm Arizona Veteran's ...

--	--

G5: 2/21, 7pm Deer Valley HS

14	Cortez
3	Deer Valley

G11: 2/23, 7pm @ High Seed

--	--

G6: 2/21, 7pm Prescott HS

11	AZ College Prep
6	Prescott

G14: 2/26, 7pm @ High Seed

--	--

G7: 2/21, 7pm Thunderbird HS

10	Salpointe Catholic
7	Thunderbird

G12: 2/23, 7pm @ High Seed

--	--

G8: 2/21, 7pm Mesquite HS

15	Bradshaw Mountain
2	Mesquite

The bottom team in the matchup is the home team.
Dates, times and locations subject to change.



Combs
Coyotes

AZPREPS365

Photo not Provided

Alignment 4A East Sky

Region 4-4

Standings #4

Conference 8-6

Rank #23

Overall 9-7

No.	Name	Pos.	Yr.	Ht.
3	Kamren Dubose	PG, G	Sr	5'8"
4	Johnathon Byaus	F, G	Sr	6'1"
10	Logan Tuckfield	SG	Jr	5'10"
11	Jae Lujan	SG	Sr	6'2"
12	Jaimin Amador	G	So	5'10"
13	Daniel Washington	G	So	5'10"
14	Skyler Lawrence	G	Fr	5'10"
21	Solomon Brown	F	Sr	6'2"
22	Justin Ford	F	Jr	6'7"
24	Jaxson Jones	F	Jr	6'2"

Date	Opponent	Result
11/24 @	Coolidge	W 81-75
11/24 @	L Williams	W 64-42
11/25 @	Douglas	W 66-43
11/25 vs	Crismon	W 75-36
11/25 @	Vista Gr.	W 77-51
11/30 vs	Red Mtn	L 59-79
12/01 vs	Cortez	L 58-64
12/04 vs	EFoot hills	W 74-44
12/07 @	Coronado	W 61-50
12/11 vs	Shad. Mtn	W 70-47
12/12 @	Marcos	L 57-63
12/18 vs	Astoria (Astoria, OR)	L 50-52
12/18 @	San Tan	W 71-33
12/19 @	St. John Paul II Catholic	W 77-49
12/19 vs	Florence	W 79-49
12/20 vs	St. John Paul II Catholic	W 68-38
12/20 vs	Florence	L 60-68
1/08 @	AZ Prep	L 52-57
1/10 @	Eastmark	L 67-85
1/15 @	Tempe	W 60-53
1/16 vs	AZ Prep	W 64-61
1/18 @	ALA - QC	L 54-64
1/19 @	Post Butte	W 54-50
1/20 @	Mtn Pointe	W 73-72
1/23 vs	Eastmark	W 65-56
1/29 vs	ALA - QC	L 54-77
1/31 vs	Post Butte	W 53-30
2/16 @	Eastmark	W 66-64



The AIA requests that you model good sportsmanship by refraining from derogatory cheers, chants, or behavior toward students, coaches, officials, or other spectators. Speak out if you see inappropriate behavior by immediately notifying event management staff. Together, we can provide a safe and respectful environment for all.



ALA - Gilbert North

Eagles

Photo not Provided

Alignment 4A East Sky

Region 8-0

Standings #1

Conference 15-0

Rank #2

Overall 17-1

No.	Name	Pos.	Yr.	Ht.	Date	Opponent	Result
0	Dylan Novak	PG	Jr	6'2"	11/20	vs Queen Cr.	W 54-43
1	Angelo Torres	G	Sr	6'1"	11/22	@ Hamilton	L 55-56
2	Owen Bell	W	Sr	6'6"	11/24	@ Tolleson	W 69-47
3	Cezer Sotomayor	PG	Jr	6'1"	11/25	@ Prescott	L 43-66
4	Aidan Grant	PG	So	5'11"	12/01	vs Saguaro	W 86-55
5	Luke Danielson	PF	Jr	6'6"	12/04	vs Higley	W 59-55
11	Connor Morris	W	Jr	6'5"	12/07	@ Tempe	W 76-47
15	Tanner Morris	G	So	6'0"	12/08	@ Des. Mtn	L 67-75
20	Stetson Rowley	SG	So	6'4"	12/11	vs Canyon Oro	W 68-52
24	Isaac Massey	G	Fr	5'10"	12/12	vs Arcadia	W 75-49
25	Noah Scheurn	F	Sr	6'0"	12/15	@ Marcos	W 76-50
34	Brannon Petersen	F	Sr	6'1"	12/27	vs Scott Chr.	W 69-46
					12/28	@ Chavez	L 55-84
					12/29	vs	W 71-41
					12/30	vs Sherwood (OR)	L 64-67
					1/02	@ Peoria	W 84-45
					1/10	@ ALA - QC	W 50-40
					1/16	vs Post Butte	W 71-43
					1/18	@ AZ Prep	W 55-39
					1/19	vs Eastmark	W 72-52
					1/23	vs ALA - QC	W 72-60
					1/24	vs Marana	W 77-53
					1/26	@ Post Butte	W 64-48
					1/29	vs AZ Prep	W 61-49
					1/31	@ Eastmark	W 60-57
					2/06	vs Mesquite	W 64-59
					2/14	vs Dysart	W 74-64
					2/16	@ Millennium	L 49-82



The AIA requests that you model good sportsmanship by refraining from derogatory cheers, chants, or behavior toward students, coaches, officials, or other spectators. Speak out if you see inappropriate behavior by immediately notifying event management staff. Together, we can provide a safe and respectful environment for all.



Cactus
Cobras

AZPREPS365

Photo not Provided

Alignment 4A West Valley

Region 9-1

Standings #2

Conference 14-3

Rank #10

Overall 15-3

No.	Name	Pos.	Yr.	Ht.
10	Ayden Lynn	G	So	5'9"
11	Tyler Hutton	SG, SF	Sr	6'5"
12	Deven Caleb		Jr	5'9"
14	Tommy Henige		Fr	6'5"
15	Aden Thiesse	PF	So	6'2"
20	Antonio Casias		So	6'0"
21	Matt Henige	PG, SG	Sr	6'0"
22	Xavier Ledet	PG	Jr	5'11"
23	Thomas Natale		Jr	
24	Jacob Minniefield	SG, SF	Sr	6'0"
30	Braiden Lagafuaina		Sr	6'3"
32	Josiah Hyslip	C, PF	Sr	6'5"
42	Bradey Henige	PF, C	Sr	7'0"

Date	Opponent	Result
11/28 vs	Mingus Un	W 74-27
12/01 vs	Eastmark	W 85-66
12/04 @	Sun. Mtn	W 60-53
12/15 @	Shad. Mtn	W 77-33
12/18 vs	Greenway	W 64-29
12/28 vs	West Point	W 69-60
12/29 vs	Queen Cr.	W 69-66
12/30 @	Arcadia	W 69-47
1/05 @	Moon Vall	W 70-64
1/10 @	Peoria	W 64-37
1/11 vs	EFoothills	W 82-32
1/16 @	Deer Vall	L 61-71
1/18 vs	Agua Fria	W 81-27
1/19 @	Goldwater	W 80-52
1/23 vs	Peoria	W 61-48
1/25 @	EFoothills	W 62-28
1/26 vs	Deer Vall	W 72-70
1/29 @	Agua Fria	W 72-52
1/31 vs	Goldwater	W 81-37
2/01 @	T-bird	L 51-66
2/06 @	Dysart	L 41-68
2/16 vs	Amphi	W 78-55



The AIA requests that you model good sportsmanship by refraining from derogatory cheers, chants, or behavior toward students, coaches, officials, or other spectators. Speak out if you see inappropriate behavior by immediately notifying event management staff. Together, we can provide a safe and respectful environment for all.



Mica Mountain

Thunderbolts



Photo not Provided

Alignment 4A Gila

Region 10-0

Standings #1

Conference 14-1

Rank #9

Overall 17-1

No.	Name	Pos.	Yr.	Ht.	Date	Opponent	Result
0	Jordan Porter	G	So	5'8"	11/20 @	Camelback	W 69-60
1	Brandon Nickels	G	So	5'11"	11/21 @	Westwood	W 70-38
2	Alfredo Lopez	G	Jr	6'0"	11/22 @	Marcos	W 55-50
3	Will Henry	G	Jr	5'10"	11/25 @	Arcadia	W 71-63
5	Ayden Bay	G	So	5'8"	11/28 @	Pueblo	W 70-56
7	Jonah Garica	G	Sr	5'9"	11/30 vs	Canyon Oro	W 69-43
10	Aidan Erwin	G	Jr	5'10"	12/04 @	Flow Wells	W 70-52
11	Josh Puente	G	Jr	5'11"	12/06 vs	Cholla	W 88-85
13	Spencer Lowery	G	Sr	6'1"	12/07 @	Sabino	W 69-53
14	Isaiah Tessen	PG	So	5'11"	12/14 @	Rincon/Uni	W 63-59
15	Tayvien Biancuzzo	G	Sr	6'1"	12/26 @	EFoot hills	W 56-23
20	Carlos Carrazco	F	Jr	6'1"	12/27 vs	Greenway	W 58-50
23	Jimmy Leon	PF	Jr	6'3"	12/28 vs	Des. Edge	L 74-76
24	Isaiah Berg	F	Sr	6'5"	12/29 vs	Dysart	L 53-71
30	Cody Lorentzen	F	Jr	6'4"	1/08 vs	Sahuarita	W 80-32
31	Kason Colbert	F	Sr	6'2"	1/10 @	Amphi	W 57-51
					1/11 vs	Wldn Grove	W 79-70
					1/16 @	Douglas	W 74-53
					1/18 vs	Rio Rico	W 76-44
					1/23 vs	Amphi	W 89-55
					1/25 @	Sahuarita	W 68-48
					1/29 @	Wldn Grove	W 73-62
					2/01 vs	Salpointe	W 44-42
					2/02 vs	Douglas	W 87-58
					2/05 @	Sahuarro	L 51-59
					2/06 @	Rio Rico	W 73-48
					2/14 @	Basha	L 50-95



The AIA requests that you model good sportsmanship by refraining from derogatory cheers, chants, or behavior toward students, coaches, officials, or other spectators. Speak out if you see inappropriate behavior by immediately notifying event management staff. Together, we can provide a safe and respectful environment for all.



ALA - QC
Patriots

AZPREPS365

Photo not Provided

Alignment 4A East Sky

Region 4-6

Standings #5

Conference 8-8

Rank #14

Overall 9-8

No.	Name	Pos.	Yr.	Ht.
0	George Mihilli		So	
1	Layfe Clarkson		Jr	
2	Austin Fullmer		Jr	
3	Jacob Ouimet		Jr	
4	Josh Thornes	PG, SG	Sr	6'2"
5	Jaxon Werlich		So	
11	Enoch Watson		Sr	
12	Rhett Sherwood		Jr	
15	Ty Hadlock		Jr	6'0"
22	Boomer Pippert	SF	Jr	
23	Rusty Harper	C	Jr	
32	Tyson Kimball		Jr	6'3"
33	Kingston Mccabe	SF, PF	Jr	6'3"
40	Dre Ware	C	Jr	

Date	Opponent	Result
11/21	vs Vista Gr.	W 62-36
11/24	@ Page	W 84-57
11/24	@ Seton	L 37-54
11/25	vs Payson	W 75-41
11/25	@ ALA - Ironwood	L 57-74
12/01	@ Maricopa	W 66-38
12/05	vs Saguario	W 61-59
12/07	vs Arcadia	W 61-42
12/11	@ Sahuaro	L 57-73
12/12	@ Mesquite	L 50-61
12/13	@ Greenway	W 55-26
12/21	@ Cholla	W 71-51
12/22	@ Tucson	L 54-57
12/23	@ C foothills	W 50-49
1/10	vs ALA - Gilbert N.	L 40-50
1/11	vs Post Butte	W 85-60
1/16	@ Eastmark	L 49-68
1/18	vs Combs	W 64-54
1/19	vs AZ Prep	L 49-50
1/23	@ ALA - Gilbert N.	L 60-72
1/25	@ Post Butte	W 69-44
1/26	vs Eastmark	L 63-74
1/29	@ Combs	W 77-54
1/31	@ AZ Prep	L 52-56
2/16	vs Saguario	W 59-39



The AIA requests that you model good sportsmanship by refraining from derogatory cheers, chants, or behavior toward students, coaches, officials, or other spectators. Speak out if you see inappropriate behavior by immediately notifying event management staff. Together, we can provide a safe and respectful environment for all.



Dysart
Demons

AZPREPS365

Photo not Provided

Alignment 4A Black Canyon

Region 10-0

Standings #1

Conference 18-0

Rank #6

Overall 18-0

No.	Name	Pos.	Yr.	Ht.	Date	Opponent	Result
1	Nate Morales	PG, SG	Sr	6'0"	11/20 @	Pueblo	W 64-32
2	Easton Carleton	PG, SG	Sr	5'8"	11/22 vs	Prescott	W 70-56
3	Jordan Garcia	PG, SG	Jr	5'8"	11/24 vs	Mesa	L 39-70
4	Zane Connelly	PG	Sr	5'11"	11/25 vs	Mesquite	L 52-60
5	Victor Mendivil	PG, SG	Sr	5'6"	11/28 vs	Brad Mtn	W 65-42
10	Beau Curtis	PG, SG	So	5'2"	11/30 @	Saguaro	W 76-56
13	Avion Bailey	PG, SG	Jr	5'6"	12/04 @	Post Butte	W 70-58
15	Nigel Anderson	PF, SF	Sr	6'4"	12/06 vs	Greenway	W 60-27
20	Caleb Williams	SF, PF	Jr	6'2"	12/13 @	Peoria	W 74-65
21	Lamar Anderson	SF, SG	Jr	5'11"	12/18 @	Vista Gr.	W 72-44
22	Dacian Blackman	SG	Jr	5'8"	12/19 vs	Agua Fria	W 93-50
23	Te'Shon Lewis	C, PF	Sr	6'4"	12/26 @	PV	W 56-37
30	Austin Henderson	SF	Sr	6'2"	12/27 vs	Moon Vall	W 73-53
33	Kye Brown	C, PF	Sr	6'4"	12/28 @	Wil Canyon	L 69-72
					12/29 @	Mica Mtn.	W 71-53
					1/04 @	Prd. Honor	W 61-50
					1/10 @	Tempe	W 77-43
					1/11 @	AJ	W 86-42
					1/16 @	Cortez	W 74-56
					1/18 vs	Coronado	W 79-35
					1/23 vs	Tempe	W 89-52
					1/25 vs	AJ	W 80-31
					1/26 vs	Cortez	W 96-68
					1/29 @	Coronado	W 74-55
					2/01 vs	Vista Gr.	W 95-34
					2/06 vs	Cactus	W 68-41
					2/14 @	ALA - Gilbert N.	L 64-74



The AIA requests that you model good sportsmanship by refraining from derogatory cheers, chants, or behavior toward students, coaches, officials, or other spectators. Speak out if you see inappropriate behavior by immediately notifying event management staff. Together, we can provide a safe and respectful environment for all.



Paradise Honors Panthers

AZPREPS365


Alignment 4A Skyline

Region 6-4

Standings #3

Conference 11-5

Rank #15

Overall 11-7

No.	Name	Pos.	Yr.	Ht.
0	Kaleo Mills	W, F	So	6'5"
1	David Leszczynski	PG, SG	Jr	6'1"
2	Tj Harris	PG	So	6'0"
3	Christian Dubrey	SG	Jr	6'1"
4	Antwan Gilkey	F, W	So	6'3"
5	Logan Lupkes	W	Jr	6'1"
12	Justus Head		Jr	5'11"
12	Josh Morales	W	Sr	5'11"
13	Thomas Moore	F	Sr	6'4"
15	Dalton Dunnett	F	Jr	6'5"
21	Scaren Usate		So	6'2"
22	Dillan McClinton	F	So	6'3"
23	Aaron Hubbard	F	So	6'6"
24	Sebastian Marrufo	G	Fr	5'11"
25	Jeremiah Haslerig	W, G	Fr	6'4"

Date	Opponent	Result
11/20	vs Chavez	L 42-70
11/21	@ Maricopa	W 70-44
11/22	@ Vall Vista	L 58-66
11/25	@ Hayden	L 61-70
11/28	@ EFootHills	W 65-26
11/30	@ Post Butte	W 73-48
12/01	@ Yuma	L 48-51
12/04	@ Peoria	W 66-55
12/06	vs McClintock	L 49-54
12/11	vs Liberty	L 68-74
12/12	vs Coconino	W 65-57
12/14	vs Greenway	W 60-30
12/18	@ Shad. Mtn	W 72-45
12/27	vs	L 51-55
12/28	@ Pusch	W 62-46
12/29	@ Cienega	W 63-62
12/30	vs Gdale Prep	W 64-35
12/30	vs Tempe	W 71-53
1/04	vs Dysart	L 50-61
1/11	vs T-bird	W 45-39
1/19	@ Moon Vall	L 53-68
1/23	vs Yuma	W 63-32
1/25	@ T-bird	L 52-65
1/26	vs Shad. Mtn	W 72-40
1/29	@ Greenway	W 59-48
1/31	vs Moon Vall	L 65-70
2/06	vs Salpointe	W 48-42
2/16	vs Coconino	W 62-52



The AIA requests that you model good sportsmanship by refraining from derogatory cheers, chants, or behavior toward students, coaches, officials, or other spectators. Speak out if you see inappropriate behavior by immediately notifying event management staff. Together, we can provide a safe and respectful environment for all.



Sahuaro
Cougars

AZPREPS365

Photo not Provided

Alignment 4A Kino

Region 7-1

Standings #1

Conference 11-1

Rank #5

Overall 17-1

No.	Name	Pos.	Yr.	Ht.	Date	Opponent	Result
0	Cisco Llamas	PG	So	5'8"	11/22 @	Sunnyside	W 79-44
1	Jamaal McCraney	SF, PF	Jr		11/24 @	Sahuarita	W 65-31
2	Julian Yazon	PG	Sr		11/25 vs	Basha	L 38-65
3	Ayumu Lara	SG	Jr		11/28 @	Sahuarita	W 86-22
4	Bryce Marine bess	SG	Sr		11/30 @	Sabino	W 82-36
20	Elijah Santini	SG	Jr		12/04 @	Amphi	W 76-36
21	Nick Ponds		Sr	6'3"	12/06 vs	Marana	W 70-46
24	Nico Salter	PF	Sr		12/08 vs	Salpointe	W 79-52
25	Zander Basham	SF	Jr		12/11 vs	ALA - QC	W 73-57
30	Jamal Ali	C	Jr		12/13 vs	Tan. Verde	W 81-40
32	Teddy Simpson	SF	Jr		12/15 vs	Doherty (Colorado Springs, CO)	W 60-53
35	Jackson Vernon	SF	Jr		12/19 @	Des. View	W 83-33
					12/21 vs	ALA - Ironwood	W 63-54
					12/22 vs	CFoot hills	W 54-50
					12/23 @	Tucson	L 45-48
					1/08 vs	Flow Wells	W 91-31
					1/11 @	Canyon Oro	W 65-59
					1/15 @	Pueblo	W 63-39
					1/18 vs	Pueblo	W 63-40
					1/19 vs	Buena	W 66-49
					1/25 @	Flow Wells	W 62-18
					1/29 vs	Canyon Oro	W 71-25
					1/31 @	Salpointe	L 59-61
					2/05 vs	Mica Mtn.	W 59-51
					2/14 @	Deer Vall	L 66-69



The AIA requests that you model good sportsmanship by refraining from derogatory cheers, chants, or behavior toward students, coaches, officials, or other spectators. Speak out if you see inappropriate behavior by immediately notifying event management staff. Together, we can provide a safe and respectful environment for all.



Cortez
Colts

AZPREPS365

Photo not Provided

Alignment 4A Black Canyon

Region 8-2

Standings #2

Conference 12-5

Rank #16

Overall 14-5

No.	Name	Pos.	Yr.	Ht.	Date	Opponent	Result
1	Ulysses Espinoza	PG, SG	Jr	5'9"	11/17 @	Shad. Mtn	W 69-56
3	Joel Fayah	F, PG	Jr	6'2"	11/20 vs	Independ.	W 67-33
4	Devan Fowler	SG, PG	Sr	6'1"	11/21 vs	Centennial	L 57-79
5	Semaj Wilson	PF, PG	Fr	6'2"	11/22 vs	T-bird	L 55-74
12	Bryan Wells	F	Sr	6'2"	11/24 @	Buckeye	L 54-66
14	Davonte Johnson	SF	So	6'0"	12/01 @	Combs	W 64-58
20	Michael Anthony	SF, W	Jr	5'10"	12/04 vs	Prescott	L 61-72
22	Maker Maker	SF, C	Sr	6'3"	12/07 vs	Washington	W 80-42
24	Tylin Hunter	PG, SF	Jr		12/11 vs	Marcos	W 59-48
30	Nygel Lindsey	SF	Jr		12/18 @	Eastmark	L 52-62
32	Kaden Ramirez	SF, SG	Fr	6'1"	12/20 @	Glendale	W 73-44
34	Elijah Cooperrider	SF	Jr	6'2"	12/26 vs	Poway (CA)	L 44-58
					12/27 vs	Mtn Ridge	L 44-66
					12/28 vs	PV	L 61-65
					12/29 @	Greenway	W 59-27
					1/08 vs	Moon Vall	L 61-66
					1/10 @	Vista Gr.	W 69-56
					1/11 vs	Tempe	W 76-56
					1/16 vs	Dysart	L 56-74
					1/18 vs	AJ	W 62-20
					1/19 @	Coronado	W 67-41
					1/23 vs	Vista Gr.	W 74-54
					1/25 @	Tempe	W 85-73
					1/26 @	Dysart	L 68-96
					1/29 @	AJ	W 67-32
					1/31 vs	Coronado	W 75-51
					2/02 @	L Williams	W 71-65
					2/16 vs	Moon Vall	W 72-68



The AIA requests that you model good sportsmanship by refraining from derogatory cheers, chants, or behavior toward students, coaches, officials, or other spectators. Speak out if you see inappropriate behavior by immediately notifying event management staff. Together, we can provide a safe and respectful environment for all.



Deer Valley Skyhawks

AZPREPS365

Photo not Provided

Alignment 4A West Valley

Region 9-1

Standings #1

Conference 14-1

Rank #4

Overall 17-1

No.	Name	Pos.	Yr.	Date	Opponent	Result
0	Sergio Gonzales		So	11/20 vs	Horizon	W 81-34
1	Simon Gonzales		So	11/21 vs	Buckeye	W 68-55
3	Tyran Simpson		Jr	11/22 vs	Verrado	W 67-45
4	Travis Vasquez		Sr	11/24 vs	T-bird	W 62-41
5	Jake Krueziger		Sr	11/28 @	Hamilton	W 67-66
12	Fadi Elyas		Jr	11/30 vs	Centennial	W 80-70
15	David Stafford		Jr	12/04 @	Greenway	W 81-25
21	Teddy Johnson		Sr	12/11 vs	Prescott	W 65-44
24	AJ Ajawin		Sr	12/13 @	Brad Mtn	W 57-41
25	Alon Johnson		Sr	12/14 vs	Moon Vall	W 69-52
32	Tyler Wenk		Sr	1/03 vs	Mtn Ridge	W 72-26
35	Elias Riley		So	1/05 @	Arcadia	W 51-42
40	Carter Guggenberger		So	1/08 @	Peoria	W 80-46
	Xavier Emukpoeruo		Sr	1/10 @	Efoothills	W 75-31
				1/11 vs	Agua Fria	W 101-52
				1/16 vs	Cactus	W 71-61
				1/18 @	Goldwater	W 69-31
				1/23 vs	Efoothills	W 74-48
				1/25 @	Agua Fria	W 71-28
				1/26 @	Cactus	L 70-72
				1/29 vs	Goldwater	W 87-37
				1/31 vs	Peoria	W 61-36
				2/14 vs	Sahuaro	W 69-66
				2/16 @	Perry	L 49-78



The AIA requests that you model good sportsmanship by refraining from derogatory cheers, chants, or behavior toward students, coaches, officials, or other spectators. Speak out if you see inappropriate behavior by immediately notifying event management staff. Together, we can provide a safe and respectful environment for all.



AZ College Prep Knights

AZPREPS365



Alignment 4A East Sky

Region 5-5

Standings #3

Conference 12-5

Rank #13

Overall 13-5

No.	Name	Pos.	Yr.	Ht.
0	Chase Kintner	G	Jr	
1	Justice Moore	F	Jr	6'3"
2	Asher Perez	G	Jr	6'1"
3	Aiden Riesen	G	Jr	5'11"
4	Drew Balcius	F	Sr	6'2"
5	Kevin Kuang	G	Fr	6'0"
10	Fauster Johnson	G	Jr	6'1"
11	Dominik Berumen	G	Jr	5'8"
12	Mason Kintner	G	Sr	6'1"
13	Arman Bhakta	F	Jr	6'2"
14	Alex Neill	F	Sr	6'3"
22	Zach Cutler	F	So	6'2"
23	Stephon Jordan	G, PG	Jr	5'11"
25	Jonathan Bell	F	Jr	6'4"
35	James Thompson	G	So	5'9"

Date	Opponent	Result
11/20 @	Corona Sol	L 38-65
11/21 @	Casteel	L 59-64
11/22 vs	Des. Ridge	W 64-50
11/24 vs	Wms. Field	W 61-58
11/28 @	Goldwater	W 53-37
12/04 vs	Vista Gr.	W 76-34
12/06 vs	Independ.	W 76-47
12/07 vs	ALA - West Foothills	W 64-51
12/07 vs		W 56-41
12/08 vs	Des. View	W 56-31
12/09 vs	Flagstaff	W 60-45
12/09 @	Vall Chr.	L 42-70
12/12 vs	Saguaro	W 60-57
12/14 @	Shad. Mtn	W 58-37
12/15 @	Flow Wells	W 43-32
12/18 vs	Coronado	W 62-36
1/06 @	Flagstaff	W 49-47
1/08 vs	Combs	W 57-52
1/10 @	Post Butte	W 75-52
1/11 vs	Eastmark	L 54-66
1/16 @	Combs	L 61-64
1/18 vs	ALA - Gilbert N.	L 39-55
1/19 @	ALA - QC	W 50-49
1/23 vs	Post Butte	L 45-48
1/25 @	Eastmark	W 46-43
1/29 @	ALA - Gilbert N.	L 49-61
1/31 vs	ALA - QC	W 56-52
2/16 vs	Flagstaff	W 67-39



The AIA requests that you model good sportsmanship by refraining from derogatory cheers, chants, or behavior toward students, coaches, officials, or other spectators. Speak out if you see inappropriate behavior by immediately notifying event management staff. Together, we can provide a safe and respectful environment for all.



Prescott
Badgers

AZPREPS365



Alignment 4A Grand Canyon

Region 11-0

Standings #1

Conference 15-1

Rank #7

Overall 16-1

No.	Name	Pos.	Yr.	Ht.	Date	Opponent	Result
0	Cooper Magnett	SG, PG	Jr	6'1"	11/21	vs	W 76-40
1	Uriah Tenette	PG	Jr	6'0"	11/22	@ Dysart	L 56-70
2	Coley Fundalewicz	SG, SF	Jr	6'1"	11/24	@ Cienega	W 75-59
3	Costa Contreras	G, W	Sr	6'1"	11/25	vs ALA - Gilbert N.	W 66-43
4	Jake Diener	W	So	6'3"	12/01	vs Mtn Ridge	W 75-68
10	Zane Gaul	PF, C	Jr	6'11"	12/04	@ Cortez	W 72-61
15	Andrew Lyon	SG	Sr	6'0"	12/06	vs Marcos	W 73-57
22	Josiah Peoples	G, W	Jr	6'1"	12/11	@ Deer Vall	L 44-65
23	Lucas Tobin	SG, SF	Jr		12/13	vs Tempe	W 75-63
23	Luke Tobin	SG, SF	Jr	6'0"	1/02	vs Mohave	W 79-32
24	Kenny Miller-Terry	PG, SG	So	5'10"	1/04	@ Coconino	W 67-49
55	Danian Bernardo	PG, SG	Jr	6'0"	1/08	vs Brad Mtn	W 55-40
					1/10	@ L Williams	W 67-55
					1/16	@ Mingus Un	W 59-44
					1/19	@ Mohave	W 82-42
					1/23	vs Coconino	W 67-63
					1/25	@ Brad Mtn	W 59-51
					1/26	vs L Williams	W 66-33
					1/29	@ Flagstaff	W 78-35
					1/31	vs Mingus Un	W 75-28
					2/01	@ Coronado	W 75-41
					2/14	@ Brophy	L 61-74



The AIA requests that you model good sportsmanship by refraining from derogatory cheers, chants, or behavior toward students, coaches, officials, or other spectators. Speak out if you see inappropriate behavior by immediately notifying event management staff. Together, we can provide a safe and respectful environment for all.



Salpointe Catholic

Lancers

AZPREPS365



Alignment 4A Kino

Region 7-1

Standings #2

Conference 9-3

Rank #11

Overall 12-6

No.	Name	Pos.	Yr.	Ht.
0	Gustavo Miranda	W	Sr	6'0"
1	Logan Martinez	W	Sr	6'0"
2	Antonio Amador	W	Sr	6'0"
3	Joey Castillo	PG	Jr	6'0"
5	M. J. Gedebou	C	Sr	6'7"
10	Rocco Valerdi	F	Jr	6'3"
12	Isaac Lambe	F	Jr	6'2"
13	Jadon Abeyta	PG	Sr	5'9"
20	Omar Rasul	F	So	6'5"
22	Mateo Horn	F	Jr	6'2"
23	Paul Olivares-Yepiz	F	Sr	6'3"
24	Ben Aronson	W	So	6'0"
25	Caiden Johnson	W	Jr	6'0"
33	Bobby Smith	F	Sr	6'6"

Date	Opponent	Result
11/20 @	Sha. Ridge	W 71-67
11/21 @	Higley	L 47-66
11/22 @	Chaparral	W 57-43
11/25 vs	Sun. Mtn	W 61-58
11/28 vs	Wldn Grove	W 58-50
11/30 vs	Rio Rico	W 100-23
12/01 @	Brophy	L 42-56
12/04 vs	Tucson	W 50-49
12/07 @	Mesa	W 60-45
12/08 @	Sahuaro	L 52-79
12/12 @	Flow Wells	W 65-27
12/27 vs	John Paul II (Plano, TX)	L 58-82
12/28 @	Clovis W (CA)	L 43-79
12/29 vs	Houston Christian (TX)	W 64-63
12/30 vs	Mission Prep (San Luis Obispo, CA)	W 66-35
1/09 @	C foothills	L 47-55
1/10 vs	Canyon Oro	W 51-39
1/11 vs	Pueblo	W 56-16
1/17 vs	Cienega	L 48-52
1/23 vs	Flow Wells	W 58-17
1/25 vs	Nogales	W 61-52
1/26 @	Canyon Oro	W 65-43
1/29 @	Pueblo	W 56-49
1/31 vs	Sahuaro	W 61-59
2/01 @	Mica Mtn.	L 42-44
2/06 @	Prd. Honor	L 42-48
2/16 vs	Canyon Oro	W 43-28



The AIA requests that you model good sportsmanship by refraining from derogatory cheers, chants, or behavior toward students, coaches, officials, or other spectators. Speak out if you see inappropriate behavior by immediately notifying event management staff. Together, we can provide a safe and respectful environment for all.



Thunderbird Titans

AZPREPS365

Alignment 4A Skyline

Region 9-1

Standings #1

Conference 16-1

Rank #8

Overall 17-1

Photo not Provided

No.	Name	Pos.	Yr.	Ht.	Date	Opponent	Result
0	Chase Benson	PG, SG	Sr	5'10"	11/20 vs	Canyon View	L 72-82
1	Ryan Calcaterra	SG, PG	Sr	6'3"	11/21 @	Independ.	W 69-48
3	Paris Strozier jr	PF, SF	Sr	6'5"	11/22 @	Cortez	W 74-55
5	Kellen Braddix	PG	Jr	6'0"	11/24 @	Deer Vall	L 41-62
10	Will Clark	SF	Sr	6'5"	11/28 @	West Point	W 67-56
11	Chris Moore	SG, SF	Sr	6'1"	11/30 @	Coconino	W 57-37
12	Aidan Rampley	PG, SG	Sr	6'1"	12/01 @	Vista Gr.	W 55-42
13	Messiah Lovett		Jr		12/06 vs	Arcadia	W 41-39
14	Ryan Kavalami	SG	Jr	6'2"	12/11 vs	Mingus Un	W 77-37
15	Charlie Weible	PF, SF	Jr	6'0"	12/12 @	EFoot hills	W 72-39
20	Jordan Sayegh		Sr		12/15 vs	Seton	W 69-44
21	Kanai Tap	PF	Sr	6'1"	12/26 @	Liberty	L 66-79
30	Colby Schwartz	SG, SF	Sr	6'0"	12/27 @	Mtn Pointe	W 71-57
32	Martiseyo Yellowman	SF, PF	Jr		12/28 @	Central	W 68-61
35	Cole Barker	PF	Jr	6'3"	12/29 vs	Mesquite	L 48-63
					1/10 vs	Shad. Mtn	W 56-35
					1/11 @	Prd. Honor	L 39-45
					1/16 vs	Moon Vall	W 55-49
					1/18 vs	Yuma	W 62-51
					1/19 @	Greenway	W 66-56
					1/23 @	Shad. Mtn	W 54-47
					1/25 vs	Prd. Honor	W 65-52
					1/26 @	Moon Vall	W 52-51
					1/29 @	Yuma	W 67-46
					1/31 vs	Greenway	W 57-33
					2/01 vs	Cactus	W 66-51
					2/14 @	Des. Mtn	L 43-48



The AIA requests that you model good sportsmanship by refraining from derogatory cheers, chants, or behavior toward students, coaches, officials, or other spectators. Speak out if you see inappropriate behavior by immediately notifying event management staff. Together, we can provide a safe and respectful environment for all.



Bradshaw Mountain

Bears



Photo not Provided

Alignment 4A Grand Canyon

Region 7-4

Standings #3

Conference 10-6

Rank #17

Overall 11-6

No.	Name	Pos.	Yr.	Ht.	Date	Opponent	Result
1	Michael Crawford	PG, G	Fr	5'8"	11/21	vs Seton	W 58-50
2	Preston Ranniker	G	Jr	6'3"	11/24	@ Tuba City	W 66-48
3	Cameron Ranniker		So	6'1"	11/24	vs Mingus Un	W 64-43
4	Mason Hunt	PG, SG		6'7"	11/25	@ Eastmark	W 57-56
5	Andrew Russell	G	So	6'0"	11/25	vs Seton	L 62-66
10	Jayden Blasczyk	P	Jr	6'9"	11/28	@ Dysart	L 42-65
11	Mason Brambila	P, G	Jr	6'6"	11/30	@ Wms. Field	W 47-40
12	Kylin Jackson	G	So	6'1"	12/01	vs Greenway	W 49-42
14	Shaun Stouder	P, G	Sr	6'3"	12/07	@ Coconino	W 63-45
20	Gavin Fleming	G	So	5'10"	12/13	vs Deer Vall	L 41-57
23	Mauricio Holguin	G	Sr	6'3"	12/15	@ Mohave	W 48-35
24	Nathan Kleinman	G, P	Jr	6'3"	12/27	@ Queen Cr.	L 49-54
25	Benson Morris	P	Sr	6'4"	12/28	vs Coconino	W 59-50
33	A.J. Mraz	P	Sr	6'2"	12/29	vs Alhambra	W 61-23
35	James Giggey			6'4"	12/30	vs	W 61-50
					1/02	@ Mingus Un	W 56-50
					1/08	@ Prescott	L 40-55
					1/10	@ Flagstaff	L 47-65
					1/16	@ L Williams	W 57-43
					1/18	vs Mohave	W 54-30
					1/19	vs Mingus Un	W 64-30
					1/25	vs Prescott	L 51-59
					1/26	vs Flagstaff	L 50-53
					2/01	vs L Williams	W 33-31
					2/05	@ Agua Fria	W 67-45
					2/16	vs Seton	W 67-65



The AIA requests that you model good sportsmanship by refraining from derogatory cheers, chants, or behavior toward students, coaches, officials, or other spectators. Speak out if you see inappropriate behavior by immediately notifying event management staff. Together, we can provide a safe and respectful environment for all.



Mesquite
Wildcats

AZPREPS365

Photo not Provided

Alignment 4A Desert Sky

Region 8-2

Standings #2

Conference 12-3

Rank #3

Overall 14-4

No.	Name	Pos.	Yr.	Ht.	Date	Opponent	Result
1	Christian Garven	G	Sr	6'1"	11/18 @	Post Butte	W 63-49
2	Jaylen Wollangk	G	Sr	6'1"	11/21 vs		W 56-33
3	Michael Calvin Jr	G	Sr	5'11"	11/22 @	Tolleson	W 75-32
4	Jaylon Hooks	W	Sr	6'1"	11/24 vs	Hamilton	L 56-57
5	Devone Pless	W	Sr	6'5"	11/25 @	Dysart	W 60-52
10	Crew Jorde	G	So	5'9"	11/28 @	Basha	L 48-84
11	Marcus Ward	G	Jr	5'11"	12/01 @	Flagstaff	W 60-36
12	Carter Mehlberg	G	Sr	6'2"	12/04 vs	Eastmark	W 89-64
15	Tanner Early	W	Sr	6'1"	12/12 vs	ALA - QC	W 61-50
22	Kobe Bradley	G	Jr	5'10"	12/14 @	Gilbert	W 66-55
23	Jamar Trotter	W	Sr	6'2"	12/15 vs	Campo Ver.	W 68-57
24	Jamel Gutierrez Ellis	W	Sr	6'0"	12/26 vs	Dobson	L 62-66
30	Taj Deloney	G	Fr	5'10"	12/27 vs	C. Shadows	W 68-63
32	Desean Middlebrook	W	So	6'3"	12/28 @	Hayden	W 83-64
33	Braden Miller	P	So	6'5"	12/29 @	T-bird	W 63-48
					1/05 vs	Saguaro	W 67-64
					1/10 @	St. Mary's	L 60-70
					1/11 vs	Seton	W 68-35
					1/16 @	Saguaro	W 61-52
					1/18 vs	Arcadia	W 70-57
					1/19 @	Marcos	W 61-52
					1/23 vs	St. Mary's	L 73-75
					1/25 @	Seton	W 55-54
					1/29 @	Arcadia	W 71-32
					1/31 vs	Marcos	W 76-47
					2/06 @	ALA - Gilbert N.	L 59-64
					2/14 vs	Pinnacle	W 60-57
					2/16 @	Basha	L 51-84



The AIA requests that you model good sportsmanship by refraining from derogatory cheers, chants, or behavior toward students, coaches, officials, or other spectators. Speak out if you see inappropriate behavior by immediately notifying event management staff. Together, we can provide a safe and respectful environment for all.

QUALITY CHICKEN FINGERS FOR THE TEAM!

ORDER FOR THE WHOLE TEAM ONLINE OR WITH OUR APP.



Find a location at [RaisingCanes.com](https://www.RaisingCanes.com)



Download our App or order online
[ORDER.RAISINGCANES.COM](https://www.ORDER.RAISINGCANES.COM)



SALPOINTE IS THE EARLY FAVORITE, BUT 4A GIRLS IS A STRONG FIELD

Andy Morales
AZPreps365.com

Salpointe is now 23-4 after dropping an Open Division second round game to 6A power Valley Vista 69-58 at home. Per the rules of the Open Division, the loss moved the Lancers back to the 4A Conference state playoffs where the team is expected to be the top seed in the tournament. The Lancers ended the regular season with a No. 1 ranking in the 4A Conference and No. 3 placement in the Open Division. Valley Vista was No. 8 in the 6A Conference and No. 14 in the Open Division.

Seton Catholic (21-6) ended the year ranked No. 2 in the 4A Conference and No. 5 in the Open Division where the Sentinels beat No. 28 Buckeye and No. 21 Sunrise Mountain to advance to the Open Division quarterfinal round to be played on Thursday, Feb. 22 against No. 4 Desert Vista. Seton Catholic is the only 4A team remaining in the Open Division and the team is locked into that position with the two victories.

The first round of the 4A Conference playoffs are also slated to be played on Feb. 22 with the higher seed hosting through the semifinal round which benefits the Lancers immensely. Seton Catholic beat Salpointe 70-62 to win the 4A state championship in 2021 and the Salpointe beat Flagstaff 65-48 to win the 4A state title in 2022. Salpointe and Seton Catholic played in the Open Division quarterfinals in 2023 and Flagstaff went on to defeat Pueblo 68-65 to win the 4A championship.

4A teams Salpointe, Mesquite (23-4), Flagstaff (24-4), Sahuaro (22-8), Estrella Foothills (26-4), Deer Valley (18-8), Rio Rico (20-6) and Mica Mountain (18-10) made the Open Division but are now in the 4A Conference state playoffs. These eight team will populate the 16-team bracket along with the eight winners of the 4A Play-In Tournament.

Salpointe is led by junior sensation Taliyah Henderson who is averaging 14.6 points a game to go along with 7.6 rebounds an outing, junior Sidney Anderson (12.5 points a game) junior Hannah Williams (11.7 points and 6.1 rebounds), junior Allison Even (11 points) and junior Jordan Watts (10 points). This squad is only losing three seniors to graduation.

Mesquite won a 5A state championship in 2017 but the Wildcats have been playing in the 4A Conference since the 2018-2019 season. Mesquite made it to the 4A semifinal round last year after losing in the second round of the Open Division. The Wildcats split with Seton Catholic in the regular season, beating the Sentinels 40-73 in late January. Junior Navae Guidry leads the Wildcats with 17.5 points a game and 7.5 rebounds. Senior Vanessa Sepulveda (14.5 points), junior Lucy Fisher (9.0 points and 7.2 rebounds) and junior Kahlia Gonzales (6.5 points) are the statistical leaders for the Wildcats. Mesquite also beat Flagstaff 75-40 in the regular season.

Flagstaff is led by senior MorningRain Honani (13.1 points a game), senior Jazmine Dugi (10 points), junior Teagan Martin (6.9 points) and senior Mackenzie Mason (6.3 points and 6.5 rebounds). The Eagles lost to Seton Catholic and Mesquite in the first two weeks of the regular season and a 58-56 loss to Pinnacle in the second round of the Open Division sent the team to the 4A playoffs.

Sahuaro is led by senior Cassandra Coolidge (18.3 points a game), senior Kristen Valdez (9.9 points), senior Ny'Anza Brown (8.7 points) and junior Biale Sika (6.2 points and 5.1 rebounds). The Cougars have losses to playoff teams Estrella Foothills, Flowing Wells and Salpointe twice but victories over Flowing Wells and Estrella Foothills in the final few games of the regular season kept the team ranked high heading into the Open Division.

Estrella Foothills lost to Sahuaro in the first round of the Open Division after beating the Cougars in an invitational game earlier in the year. Freshman Nemo Sidhu leads the team with 14.2 points a game, senior Madison Pond (11.5 points and 5.4 rebounds), senior Alina Bowden (11 points and 8 rebounds), junior Eva Amenhauer (9.2 points and 8.9 rebounds), sophomore Chanel Yellowman (8 Points) and senior Omareeya Brown (7.8 points and 6.2 rebounds) are the statistical leaders of the Wolves.

Deer Valley split with Estrella Foothills and the team lost to Flagstaff in the first round of the Open Division. Senior Diamond Stevenson led the team with 14.4 points a game and Mollie Childress added 6.6 points.



Salpointe Catholic junior Taliyah Henderson has offers from multiple Division I powers. (Andy Morales photo/AZPreps365)

2024 Girls Basketball
4A Conference Play-In



Play In
February 15

Play In
February 15

G1: 2/15, 7pm Eastmark HS

#25 Bradshaw Mountain	18
#10 Eastmark	53

G5: 2/15, 7pm Saguaro HS

30	ALA - QC #23
69	Saguaro #12

G2: 2/15, 7pm Mingus Union HS

#18 Sahuarita	49
#17 Mingus Union	43

G6: 2/15, 7pm Pueblo HS

49	St. Mary's #21
65	Pueblo #14

G3: 2/15, 7pm Prescott HS

#19 Coconino	45
#16 Prescott	62

G7: 2/15, 7pm Paradise Honors HS

49	Poston Butte #20
52	Paradise Honors #15

G4: 2/15, 6pm Flowing Wells HS

#22 Thunderbird	20
#13 Flowing Wells	77

G8: 2/15, 7pm Douglas HS

48	Peoria #24
47	Douglas #11

OT

The bottom team in the matchup is the home team.
Dates, times and locations subject to change.

2024 AIA Girls Basketball 4A State Championship



Round 1
February 22

Quarterfinals
February 24

Semifinals
February 27

Final
February 29

G1: 2/22, 7pm Salpointe Catholic HS

16	Peoria
1	Salpointe Catholic

G9: 2/24, 7pm @ High Seed

--	--

G2: 2/22, 7pm Mica Mountain HS

9	Eastmark
8	Mica Mountain

G3: 2/22, 7pm Estrella Foothills HS

12	Pueblo
5	Estrella Foothills

G10: 2/24, 7pm @ High Seed

--	--

G4: 2/22, 7pm Sahuaro HS

13	Paradise Honors
4	Sahuaro

G13: 2/27, 7pm @ High Seed

--	--

G15: 2/29, 6pm Arizona Veteran's ...

--	--

G5: 2/22, 7pm Flagstaff HS

14	Prescott
3	Flagstaff

G11: 2/24, 7pm @ High Seed

--	--

G6: 2/22, 7pm Deer Valley HS

11	Flowing Wells
6	Deer Valley

G14: 2/27, 7pm @ High Seed

--	--

G7: 2/22, 7pm Rio Rico HS

10	Saguaro
7	Rio Rico

G12: 2/24, 7pm @ High Seed

--	--

G8: 2/22, 7pm Mesquite HS

15	Sahuarita
2	Mesquite

The bottom team in the matchup is the home team.
Dates, times and locations subject to change.



Peoria
Panthers

AZPREPS365



Alignment 4A West Valley

Region 6-4

Standings #3

Conference 10-6

Rank #24

Overall 10-8

No.	Name	Pos.	Yr.	Ht.
1	Kimaya Dhir	G	Jr	5'2"
2	Zuri Muhammad	G	Jr	5'1"
5	Elaijah Cantu-Gibson	G	Fr	5'2"
11	Niya Robinson-Campbell		So	5'3"
12	De'Miyah Petty	G	Fr	5'4"
13	Jordyn Williams	F	Jr	5'10"
15	Anahli Trujillo	G	Sr	5'4"
21	Cieraka Lynch	F	Jr	5'9"
23	Harmony Re	G	Jr	5'6"
45	Michelle Kogbara	PF	Jr	5'10"

Date	Opponent	Result
11/21 @	Shad. Mtn	W 59-16
11/25 vs	AZ Prep	W 36-28
12/04 @	Prd. Honor	L 38-48
12/06 vs	Coconino	W 40-31
12/13 @	Dysart	W 36-33
12/14 vs	Arcadia	L 32-49
12/15 @	Kellis	L 42-61
12/19 vs	Sun. Mtn	L 30-59
12/28 @	Douglas	L 30-45
12/28 vs	Babo	W 49-44
12/29 vs	Canyon Oro	W 43-25
12/29 @	Buena	W 53-39
1/05 @	ALA - Gilbert N.	W 44-19
1/10 @	Cactus	W 59-13
1/12 vs	Goldwater	W 56-18
1/16 vs	Agua Fria	W 43-15
1/18 vs	EFootHills	L 33-64
1/19 @	Deer Vall	L 45-56
1/23 vs	Cactus	W 70-10
1/25 @	Goldwater	W 63-14
1/26 @	Agua Fria	W 36-32
1/29 @	EFootHills	L 27-78
1/31 vs	Deer Vall	L 27-57
2/15 @	Douglas	W 48-47



The AIA requests that you model good sportsmanship by refraining from derogatory cheers, chants, or behavior toward students, coaches, officials, or other spectators. Speak out if you see inappropriate behavior by immediately notifying event management staff. Together, we can provide a safe and respectful environment for all.



Salpointe Catholic

Lancers

AZPREPS365



Alignment 4A Kino

Region 8-0

Standings #1

Conference 11-0

Rank #1

Overall 17-1

No.	Name	Pos.	Yr.	Ht.
2	Jayci Nelson	PG, SG	Fr	5'8"
3	Taliyah Henderson	G, F	Jr	6'1"
5	Sienna Espinosa	G	Jr	5'6"
11	Jolee Nelson	SG, PG	Jr	5'10"
12	Naomi Schoenhage	PF, F	Jr	6'0"
13	Jordan Watts	SG, G	Jr	5'7"
14	Isabelle Ramos	G	Sr	5'8"
15	Ava Dagnino		Jr	5'8"
20	Ajong Lual	C	Sr	6'4"
21	Josi Muro	G	Sr	5'6"
22	Aryanna Kollasch	F	Fr	5'11"
23	Mia Costa	G, SF	So	5'9"
24	Allison Even	SG, SF	Jr	5'9"
30	Hannah Williams	SF, SG	Jr	6'0"
33	Sidney Anderson	SG	Jr	5'11"

Date	Opponent	Result
11/20 @	Gilbert	L 44-47
11/20 @	Horizon	W 58-29
11/24 vs	Sunnyslope	W 62-48
11/25 vs	Wms. Field	W 47-36
11/29 @	Chaparral	W 58-22
11/30 @	Rio Rico	W 66-25
12/07 vs	Mesa	W 42-21
12/08 vs	Liberty (NV) (Henderson, NV)	L 34-36
12/12 vs	Flow Wells	W 55-25
12/13 @	Tucson	W 71-34
1/09 vs	CFoothills	W 70-24
1/10 @	Canyon Oro	W 68-11
1/11 @	Pueblo	W 83-61
1/16 vs	Sahuaro	W 68-37
1/18 @	Cienega	W 88-13
1/23 @	Flow Wells	W 65-28
1/25 @	Nogales	W 73-24
1/26 vs	Canyon Oro	W 72-24
1/29 vs	Pueblo	W 86-42
1/31 @	Sahuaro	W 68-49
2/01 vs	Mica Mtn.	W 60-25
2/06 vs	Prd. Honor	W 58-21
2/13 vs	Casteel	W 60-33
2/15 vs	Vall Vista	L 58-69



The AIA requests that you model good sportsmanship by refraining from derogatory cheers, chants, or behavior toward students, coaches, officials, or other spectators. Speak out if you see inappropriate behavior by immediately notifying event management staff. Together, we can provide a safe and respectful environment for all.



Eastmark
Firebirds

AZPREPS365



Alignment 4A East Sky

Region 10-0

Standings #1

Conference 15-2

Rank #10

Overall 15-3

No.	Name	Pos.	Yr.	Ht.
0	Abbie Schellabarger	G	Jr	5'5"
1	Mckenna Jackson	G	Fr	5'4"
3	Isabella Jackson	G	Jr	5'5"
4	Ella LaFountain	PG	So	
5	Mailelagi Kalama	G	Sr	5'7"
10	Braelyn Schiermeyer	G	Sr	5'7"
11	Riley Farnstrom	G	Sr	5'9"
12	Jaelyn Hanson	P	So	5'10"
20	Brianna Buehler	P	Sr	5'10"
21	Alana Taylor	F	Sr	5'10"
22	Jazlyn Burrows	G	Jr	5'7"
23	Anna LaFountain	F	Jr	5'10"
24	Jaylee Alvin	P	Sr	5'10"
25	Kaitlynn Barnett	P	Fr	5'10"
45	Olivia Vega	P	Sr	5'9"

Date	Opponent	Result
11/16 vs Skyline	W	42-18
11/17 vs Scott Chr.	W	49-9
11/17 vs Youngker	W	41-11
11/20 vs AJ	W	62-10
11/28 vs Chandler	L	52-57
12/04 vs Mesquite	L	30-64
12/07 @ Vista Gr.	W	67-24
12/09 vs Seton	L	45-47
12/14 vs Agua Fria	W	51-25
12/15 @ Palo Verde	W	76-5
12/15 vs Ftn Hills	W	57-31
12/16 @ Snowflake	L	39-46
12/16 @ Payson	W	52-51
12/18 @ Cortez	W	81-8
1/08 vs Cactus	W	79-16
1/10 @ Combs	W	67-14
1/11 vs AZ Prep	W	47-39
1/16 @ ALA - QC	W	48-14
1/18 @ Post Butte	W	25-21
1/19 vs ALA - Gilbert N.	W	66-20
1/23 vs Combs	W	70-13
1/25 @ AZ Prep	W	46-33
1/26 vs ALA - QC	W	48-14
1/29 vs Post Butte	W	58-20
1/31 @ ALA - Gilbert N.	W	57-9
2/15 vs Brad Mtn	W	53-18



The AIA requests that you model good sportsmanship by refraining from derogatory cheers, chants, or behavior toward students, coaches, officials, or other spectators. Speak out if you see inappropriate behavior by immediately notifying event management staff. Together, we can provide a safe and respectful environment for all.



Mica Mountain

Thunderbolts



Photo not Provided

Alignment 4A Gila

Region 9-1

Standings #1

Conference 10-5

Rank #9

Overall 13-5

No.	Name	Pos.	Yr.	Ht.
0	Kayla Mathie	G	Sr	
2	Delymar Torres	G	Sr	
3	Kyla Boxley	G, F	Fr	
11	Kayley Sutton	F	So	
12	Ceraya Grace-Bandy	G, F	So	
14	Gianna Miller	F	Jr	
21	Raechel Beck	F	Sr	
22	Bailey Hamby	F	Sr	
23	Jaylene Encinas	G	So	
24	Isabella Webb	G, F	Jr	5'7"
30	Sophia De La Pena	F	Sr	
32	Aiden (Mia) Linge	F	Jr	
33	Amaris Biancuzzo	C, F	So	

Date	Opponent	Result
11/20 vs	Cienega	W 65-30
11/20 @	Thatcher	W 74-43
11/21 @	Nogales	W 48-42
11/21 vs	Sunnyside	L 51-59
11/22 vs	Flow Wells	L 50-54
11/28 vs	Pueblo	L 58-75
12/04 vs	Flow Wells	L 53-75
12/06 @	Cholla	W 41-28
12/07 vs	Sabino	W 57-54
12/14 vs	Rincon/Uni	W 49-41
12/20 @	Canyon Oro	W 56-37
12/28 @	Blue Ridge	L 45-52
1/08 @	Sahuarita	W 59-47
1/10 vs	Amphi	W 72-34
1/11 @	Wldn Grove	W 77-21
1/16 vs	Douglas	L 50-54
1/18 @	Rio Rico	W 48-44
1/23 @	Amphi	W 55-39
1/25 vs	Sahuarita	W 58-44
1/29 vs	Wldn Grove	W 68-15
1/30 @	Douglas	W 46-38
2/01 @	Salpointe	L 25-60
2/05 vs	Sahuaro	L 36-58
2/06 vs	Rio Rico	W 55-50
2/13 @	Hamilton	L 25-72



The AIA requests that you model good sportsmanship by refraining from derogatory cheers, chants, or behavior toward students, coaches, officials, or other spectators. Speak out if you see inappropriate behavior by immediately notifying event management staff. Together, we can provide a safe and respectful environment for all.



Pueblo
Warriors

AZPREPS365

Photo not Provided

Alignment 4A Kino

Region 3-5

Standings #4

Conference 7-6

Rank #14

Overall 11-7

No.	Name	Pos.	Yr.	Ht.	Date	Opponent	Result
0	Anissa Wood	PF	Jr	5'6"	11/24 @	Xavier	L 32-97
2	Emily Bonilla	SF	So	5'5"	11/24 @	Canyon View	L 56-58
3	America Cazares	SG	So	5'7"	11/25 vs	Sierra Lin	W 63-20
5	Mia Soto	SF	So	5'9"	11/25 vs	Des. Edge	W 62-24
10	Brooklyn Espinoza	SF	Fr	5'8"	11/28 @	Mica Mtn.	W 75-58
11	Asia Clark	SF	Fr	5'8"	11/30 @	Sahuarita	L 62-75
12	Tatiana Germany	SG	So	5'4"	12/04 vs	Douglas	W 78-43
20	Brooke Casarotto	C	So	5'8"	12/06 @	Sunnyside	L 56-64
21	Sara Galindo	PG	Jr	5'4"	12/07 vs	Coolidge	W 64-60
22	Bryza Rodriguez	SF	So	5'7"	12/11 vs	Vista Gr.	W 91-31
24	Madison Williams	SG	Sr	5'4"	12/13 @	Palo Verde	W 101-16
30	Julyssa Saucedo	SG	So	5'4"	12/16 @	Safford	W 68-31
					12/18 vs	Amphi	W 69-38
					12/28 @	Rincon/Uni	W 69-41
					12/28 vs	Sunnyside	L 33-49
					12/29 @	Douglas	L 47-54
					12/29 @	Nogales	W 55-40
					1/08 vs	Canyon Oro	W 62-30
					1/10 @	Sahuaro	L 52-65
					1/11 vs	Salpointe	L 61-83
					1/16 @	Flow Wells	L 43-65
					1/18 vs	Sahuaro	L 50-59
					1/23 @	Canyon Oro	W 61-54
					1/26 vs	Cholla	W 83-25
					1/29 @	Salpointe	L 42-86
					1/31 vs	Flow Wells	W 68-64
					2/15 vs	St. Mary's	W 65-49



The AIA requests that you model good sportsmanship by refraining from derogatory cheers, chants, or behavior toward students, coaches, officials, or other spectators. Speak out if you see inappropriate behavior by immediately notifying event management staff. Together, we can provide a safe and respectful environment for all.



Estrella Foothills

Wolves



Alignment 4A West Valley

Region 9-1

Standings #1

Conference 14-1

Rank #6

Overall 16-2

No.	Name	Pos.	Yr.	Ht.
10	Chanel Yellowman	G	So	5'6"
12	Raylee Hancock	G	So	5'6"
14	Nemo Sidhu	G	Fr	5'5"
20	Sydney Aey	G	Sr	5'6"
22	Baylee Waters	G	Jr	5'5"
24	Madison Pond	G	Sr	5'10"
30	Julissa Sumner	G	Jr	5'7"
32	Omareeya Brown	P	Sr	5'10"
40	Mariana Richwine	G	Sr	5'6"
42	Alina Bowden	G	Sr	5'9"
52	Eva Amenhauser	P	Jr	6'1"

Date	Opponent	Result
11/20	vs Cibola	W 58-53
11/28	@ Prd. Honor	W 74-44
11/30	vs Kirtland Central (NM) (Kirtland NM)	L 51-55
12/04	vs Combs	W 88-15
12/06	vs Vista Gr.	W 90-27
12/07	vs Youngker	W 71-33
12/12	@ T-bird	W 79-26
12/14	vs Goldwater	W 96-25
12/14	vs Des. View	W 90-6
12/14	vs Sierra Lin	W 87-25
12/15	vs Sahuaro	W 45-32
12/15	vs Westview	W 57-22
12/16	vs Crismon	W 91-18
12/16	vs Dysart	W 74-31
12/16	vs Mmnt. Vall	W 34-25
1/05	@ Mohave	W 83-16
1/10	@ Deer Vall	L 36-43
1/11	vs Cactus	W 90-10
1/13	@ Buckeye	L 60-62
1/16	@ Goldwater	W 83-8
1/18	@ Peoria	W 64-33
1/19	vs Agua Fria	W 72-20
1/23	vs Deer Vall	W 67-29
1/25	@ Cactus	W 71-14
1/26	vs Goldwater	W 86-15
1/29	vs Peoria	W 78-27
1/31	@ Agua Fria	W 69-15
2/13	@ Sahuaro	L 43-51



The AIA requests that you model good sportsmanship by refraining from derogatory cheers, chants, or behavior toward students, coaches, officials, or other spectators. Speak out if you see inappropriate behavior by immediately notifying event management staff. Together, we can provide a safe and respectful environment for all.



Paradise Honors

Panthers



Photo not Provided

Alignment 4A Skyline

Region 9-1

Standings #1

Conference 13-3

Rank #15

Overall 14-4

No.	Name	Pos.	Yr.	Ht.	Date	Opponent	Result
1	Jaelyn Perez	PG	So		11/24	vs Gil Christ	W 42-21
2	Morgan Van Dyke	SF, SG	Jr	5'7"	11/24	@ Queen Cr.	W 65-18
3	Petra Moreno		Fr		11/25	@ N. Canyon	W 50-26
5	Hannah Hughens	C	Sr	6'0"	11/25	vs Saguaro	L 47-52
10	Jazmira Jemil		Jr	5'7"	11/28	vs EFoot hills	L 44-74
11	Genesis kanae		So		11/30	vs Post Butte	W 39-29
14	Chloe Hughens	PF	Jr	5'8"	12/04	vs Peoria	W 48-38
15	Star Nwabichie	C	So		12/06	@ McClintock	W 51-34
23	Elizabeth Gewargis		Sr		12/11	@ Liberty	L 58-66
24	Jocelyn Leal		Fr	5'5"	12/12	@ Coconino	W 60-50
32	Blessing Jackson	SG	Sr		12/27	vs Copper Cyn	W 60-37
34	Elizabeth Irwin		So		12/27	vs	W 57-27
					12/29	vs Robert Bateman Secondary (Canada)	W 56-45
					1/04	@ Dysart	W 53-50
					1/10	vs Yuma	W 40-27
					1/11	@ Tbird	L 40-45
					1/16	vs Shad. Mtn	W 57-22
					1/18	@ Greenway	W 62-37
					1/19	vs Moon Vall	W 53-14
					1/23	@ Yuma	W 59-20
					1/25	vs Tbird	W 57-20
					1/26	@ Shad. Mtn	W 67-8
					1/29	vs Greenway	W 58-34
					1/31	@ Moon Vall	W 59-19
					2/06	@ Salpointe	L 21-58
					2/15	vs Post Butte	W 52-49



The AIA requests that you model good sportsmanship by refraining from derogatory cheers, chants, or behavior toward students, coaches, officials, or other spectators. Speak out if you see inappropriate behavior by immediately notifying event management staff. Together, we can provide a safe and respectful environment for all.



Sahuaro
Cougars

AZPREPS365

Photo not Provided

Alignment 4A Kino

Region 5-3

Standings #2

Conference 10-3

Rank #5

Overall 15-3

No.	Name	Pos.	Yr.	Ht.	Date	Opponent	Result
2	Harmony Twito	PG	Fr	5'4"	11/28 vs	Sahuarita	W 68-26
4	Ny'Anza Brown	F	Sr	5'7"	11/30 vs	Sabino	W 64-31
10	Carly Coolidge	PG	Jr	5'10"	12/01 vs	St. Mary's	W 62-32
12	Kristen Valdez	SG	Sr	5'7"	12/04 vs	Amphi	W 68-30
14	Maggie Boyd	F	Jr	6'0"	12/06 @	Marana	W 59-20
20	Biale Sika	F	Jr	5'8"	12/11 @	ALA - QC	W 58-48
22	Grace Trostle	PG	Jr	5'7"	12/13 @	Tan. Verde	W 63-14
24	Dinorah Lagarda-Pacheco	PG	Sr	5'5"	12/14 @	Sierra Lin	W 72-19
30	Cassandra Coolidge	G	Sr	6'0"	12/14 @	Goldwater	W 64-9
32	Brianna Gomez	G	Sr	5'2"	12/15 vs	Des. View	W 65-5
34	Sanaa Comer	F	Sr	5'6"	12/15 @	Efoothills	L 32-45
40	Lila Rodriguez	F	So	5'7"	12/16 @	Mmnt. Vall	W 35-28
42	Dazmyne Gambrell	G	Jr	5'6"	12/16 vs	Alhambra	W 78-9
54	Anissa Garcia	PF	So	5'9"	12/16 vs	Sha. Ridge	W 40-23
	Lauryn Hightower	F	Jr	5'9"	12/19 vs	Des. View	W 80-15
					1/08 @	Flow Wells	L 61-64
					1/10 vs	Pueblo	W 65-52
					1/11 vs	Canyon Oro	W 54-19
					1/16 @	Salpointe	L 37-68
					1/18 @	Pueblo	W 59-50
					1/19 @	Buena	W 77-19
					1/25 vs	Flow Wells	W 53-51
					1/29 @	Canyon Oro	W 64-34
					1/31 vs	Salpointe	L 49-68
					2/05 @	Mica Mtn.	W 58-36
					2/13 vs	Efoothills	W 51-43
					2/15 @	Xavier	L 45-83



The AIA requests that you model good sportsmanship by refraining from derogatory cheers, chants, or behavior toward students, coaches, officials, or other spectators. Speak out if you see inappropriate behavior by immediately notifying event management staff. Together, we can provide a safe and respectful environment for all.



Prescott
Badgers

AZPREPS365



Alignment 4A Grand Canyon

Region 9-2

Standings #2

Conference 13-3

Rank #16

Overall 13-4

No.	Name	Pos.	Yr.	Ht.
1	Addie Prisciandaro	SG, PG	So	5'5"
3	Lilly James	PG, SG	Fr	
5	Rayne Libis	SG	Jr	
10	Bella Abt	C, SF	So	
12	Rylee Hobson	PG, SG	Jr	5'3"
14	Emmalynn Little	PG	So	
20	Kylee Murdock	SG	Fr	
22	Ashley Cunningham		Sr	
24	Daria Young	F	So	
30	Ruby Jensen	C, PF	So	
32	Bentlee Crockett	SG	Fr	
34	Delaney Reinert	PG, SG	Sr	
40	Addalyn Brandon	G	Fr	

Date	Opponent	Result
11/20	vs Higley	L 51-56
11/20	vs Agua Fria	W 81-73
11/21	vs T-bird	W 58-30
11/21	@ Kellis	L 59-70
11/27	vs Deer Vall	L 53-64
11/30	@ Tempe	W 82-15
12/04	vs Cortez	W 79-18
12/06	@ Marcos	W 89-14
12/09	@ Mtn Ridge	L 57-61
12/12	vs Flagstaff	L 42-74
12/29	vs Arcadia	W 80-10
12/29	vs Centennial	W 52-45
12/30	@ Kellis	L 35-72
12/30	vs Highland	L 44-68
1/02	@ Mohave	W 60-27
1/04	vs Coconino	W 62-54
1/05	vs Coronado	W 62-5
1/10	vs L Williams	W 77-8
1/16	vs Mingus Un	W 54-51
1/19	vs Mohave	W 63-18
1/23	@ Coconino	L 55-59
1/25	vs Brad Mtn	W 50-24
1/26	@ L Williams	W 63-24
1/29	@ Brad Mtn	W 48-26
2/01	@ Mingus Un	W 70-55
2/15	vs Coconino	W 62-45



The AIA requests that you model good sportsmanship by refraining from derogatory cheers, chants, or behavior toward students, coaches, officials, or other spectators. Speak out if you see inappropriate behavior by immediately notifying event management staff. Together, we can provide a safe and respectful environment for all.



Flagstaff
Eagles

AZPREPS365



Alignment 4A Grand Canyon

Region 11-0

Standings #1

Conference 14-2

Rank #4

Overall 15-2

No.	Name	Pos.	Yr.	Ht.
0	Kenya Blie		Sr	
1	Jaydean Dugi	PG	Sr	
3	Morningrain Honani	PG	Sr	5'5"
4	Teriise Lancaster	PG	Fr	
5	Corrina Lucero		Sr	
10	Ciara Smith		Sr	
10	Kyleigh Walker		Jr	
12	Layla Myerson		Sr	
13	Mackenzie Mason		Sr	
14	Teagan Martin	SG, PG	Jr	5'8"
15	Unique Begishie		Sr	5'9"
20	Jazmine Dugi		Sr	
21	Carter Edison		So	
22	Cheyenne Edgewater		Sr	5'1"
24	Aubrey Edgewater		So	5'4"
34	Gabbie Nichols	C	Jr	

Date	Opponent	Result
11/18	vs Seton	L 42-57
11/21	@ AZ Prep	W 49-9
11/28	vs Saguaro	W 57-55
12/01	@ Mesquite	L 40-75
12/07	vs Tuba City	W 70-37
12/07	vs Bourgade	W 66-25
12/08	vs Winslow	W 63-10
12/09	vs Sun. Mtn	W 60-41
12/09	vs Show Low	L 39-42
12/12	@ Prescott	W 74-42
12/13	vs C. Shadows	W 82-22
12/15	vs L Williams	W 76-15
1/04	vs Mohave	W 85-20
1/05	@ St. Mary's	W 75-59
1/08	@ Mingus Un	W 70-38
1/10	@ Brad Mtn	W 51-23
1/16	vs Coconino	W 69-28
1/18	@ L Williams	W 62-32
1/23	@ Mohave	W 60-16
1/25	vs Mingus Un	W 69-40
1/26	vs Brad Mtn	W 54-14
1/30	@ Coconino	W 57-29
2/13	vs Deer Vall	W 64-46
2/15	@ Pinnacle	L 56-58



The AIA requests that you model good sportsmanship by refraining from derogatory cheers, chants, or behavior toward students, coaches, officials, or other spectators. Speak out if you see inappropriate behavior by immediately notifying event management staff. Together, we can provide a safe and respectful environment for all.



Flowing Wells

Caballeros



Alignment 4A Kino

Region 4-4

Standings #3

Conference 8-6

Rank #13

Overall 12-6

No.	Name	Pos.	Yr.	Date	Opponent	Result
0	Brianna Potter		Fr	11/20	vs Snowflake	W 46-41
1	Adonia Mendez		So	11/20	vs Des. View	W 76-6
2	Ana Araujo Borbon		So	11/21	vs Sabino	W 52-40
3	Nevaeh Urenda		Jr	11/21	vs Show Low	L 28-45
5	Jada Camacho		Sr	11/22	@ Mica Mtn.	W 54-50
10	Isabelle Lopez		Jr	11/28	vs Douglas	L 40-44
12	Allison Verdugo		Fr	11/30	vs Amphi	W 67-41
13	Gertie Munoz		Sr	12/01	vs Rio Rico	L 45-53
15	Alyssa Matthies		Jr	12/04	@ Mica Mtn.	W 75-53
20	Nadia Hernandez		So	12/07	vs Widn Grove	W 64-26
21	Kayla Bailey		Sr	12/11	@ AZ Prep	W 43-34
22	Keyla Jimenez		So	12/12	@ Salpointe	L 25-55
24	Alexa Mejia		Sr	12/19	@ Canyon Oro	W 64-37
32	Leila Whitaker		Fr	12/21	vs Marana	W 63-50
42	Isabelle Davison		So	12/28	vs Empire	W 70-15
45	Kenzly Pond		Fr	12/28	vs Nogales	W 50-31
50	Lianabelle Lopez		Fr	12/29	vs Tan. Verde	W 37-20
	Olivia Hutchings		Fr	12/29	vs Sun. Mtn	L 32-42
	Priscilla Mata		Fr	12/29	vs Sunnyside	L 17-50
	Gabby Walker		Fr	1/08	vs Sahuaro	W 64-61
				1/10	@ MTV-Marana	W 45-35
				1/16	vs Pueblo	W 65-43
				1/18	vs Canyon Oro	W 53-19
				1/19	@ Cholla	W 56-22
				1/23	vs Salpointe	L 28-65
				1/25	@ Sahuaro	L 51-53
				1/31	@ Pueblo	L 64-68
				2/01	vs Palo Verde	W 73-27
				2/15	vs T-bird	W 77-20



The AIA requests that you model good sportsmanship by refraining from derogatory cheers, chants, or behavior toward students, coaches, officials, or other spectators. Speak out if you see inappropriate behavior by immediately notifying event management staff. Together, we can provide a safe and respectful environment for all.



Deer Valley Skyhawks

AZPREPS365

Photo not Provided

Alignment 4A West Valley

Region 9-1

Standings #2

Conference 14-1

Rank #7

Overall 16-2

No.	Name	Pos.	Yr.	Date	Opponent	Result
1	Diamond Stevenson		Sr	11/27 @	Prescott	W 64-53
2	Jorahine Relampagos		Fr	12/04 vs	Greenway	W 78-20
4	Lilah Clark		Jr	12/06 @	Moon Vall	W 80-11
5	Toyin Akinsipe		Sr	12/07 vs	Hamilton	L 37-66
10	Rylee King		Jr	12/11 @	Centennial	W 64-26
12	Allison Morris		Fr	12/13 vs	Brad Mtn	W 47-15
13	Jazzlyn Perez		So	12/18 @	Chatfield (CO)	W 65-62
14	Mollie Childress		So	1/03 @	Mtn Ridge	W 51-16
15	Samantha Romero		So	1/05 vs	Arcadia	W 68-13
21	Leilani Johnson		Fr	1/10 vs	EFoothills	W 43-36
30	Sierra Hill		Fr	1/11 @	Agua Fria	W 52-37
32	Ashlynn Jensen		Jr	1/16 @	Cactus	W 71-15
42	Nataley Valenzuela		Fr	1/18 vs	Goldwater	W 83-11
50	Brooke Elliott		So	1/19 vs	Peoria	W 56-45
				1/23 @	EFoothills	L 29-67
				1/25 vs	Agua Fria	W 56-43
				1/26 vs	Cactus	W 74-20
				1/29 @	Goldwater	W 60-12
				1/31 @	Peoria	W 57-27
				2/13 @	Flagstaff	L 46-64



The AIA requests that you model good sportsmanship by refraining from derogatory cheers, chants, or behavior toward students, coaches, officials, or other spectators. Speak out if you see inappropriate behavior by immediately notifying event management staff. Together, we can provide a safe and respectful environment for all.



Saguaro
Sabercats

AZPREPS365

Photo not Provided

Alignment 4A Desert Sky

Region 6-4

Standings #3

Conference 11-5

Rank #12

Overall 12-5

No.	Name	Pos.	Yr.	Ht.	Date	Opponent	Result
1	Alexa Simpson	G, F	Jr	5'11"	11/24 vs	ND Prep	L 53-64
3	Jaeda Brown	PG	Jr	5'6"	11/24 @	Pusch	W 61-46
10	Londyn Chandler	G	Fr	5'10"	11/25 vs	Casteel	W 50-45
11	Lauren Johnson	C	Jr	5'10"	11/25 @	Prd. Honor	W 52-47
12	Jada Mitchell	PG, G	Jr	5'6"	11/28 @	Flagstaff	L 55-57
15	Melissa Berry	F	So	5'10"	11/30 @	Dysart	W 87-49
21	Kylie Moulton	G	Sr	5'6"	12/01 vs	ALA - Gilbert N.	W 72-11
23	Kaitlyn Dodaro	SG	Jr	5'7"	12/07 vs	Des. Mtn	W 78-16
25	Marley Jackson	SG	Sr	5'7"	12/11 @	Post Butte	W 50-34
31	Erica McGadney	G, F	Jr	5'11"	12/12 vs	AZ Prep	W 65-25
44	Nia Lockett	C	Jr	6'0"	12/14 @	ALA - QC	W 67-42
					12/18 vs	Thunder Ridge (CO)	L 37-67
					1/09 vs	Seton	L 52-69
					1/11 @	Arcadia	W 81-47
					1/16 @	Mesquite	L 36-62
					1/18 vs	Marcos	W 78-20
					1/19 vs	St. Mary's	W 66-46
					1/23 @	Seton	L 45-60
					1/25 vs	Arcadia	W 86-45
					1/29 @	Marcos	W 67-7
					1/31 @	St. Mary's	W 66-54
					2/06 vs	Mesquite	L 33-41
					2/15 vs	ALA - QC	W 69-30



The AIA requests that you model good sportsmanship by refraining from derogatory cheers, chants, or behavior toward students, coaches, officials, or other spectators. Speak out if you see inappropriate behavior by immediately notifying event management staff. Together, we can provide a safe and respectful environment for all.



Rio Rico
Hawks

AZPREPS365

Photo not Provided

Alignment 4A Gila

Region 7-3

Standings #3

Conference 8-4

Rank #8

Overall 14-4

No.	Name	Pos.	Yr.	Ht.	Date	Opponent	Result
2	Amber Nerey	PG	Jr	5'3"	11/21 @	Tan. Verde	W 55-26
3	Tatianna Arellano		So		11/24 @	N. Canyon	W 64-47
5	Addison Hix		Fr	5'7"	11/24 @	ALA - Gilbert N.	W 50-34
10	Andrea Cano	PG	Sr	5'4"	11/25 @	Fairfax	W 59-50
11	Ana sofia Martinez	F	Sr	5'8"	11/25 vs	West Point	W 46-21
12	Natalia Gonzalez	G	Sr		11/28 @	Sabino	W 57-44
14	Marilyn Zazueta	PF	Jr		11/30 vs	Salpointe	L 25-66
22	Debanny Cota	PG	Sr	5'5"	12/01 @	Flow Wells	W 53-45
30	Angelina Whelan		Jr	6'0"	12/07 @	Nogales	W 43-42
31	Aaliyah Yocupicio	F, PF	So	5'7"	12/11 vs	Tucson	W 59-43
32	Candys Canavet	F	Jr	5'9"	12/19 @	Empire	W 63-12
33	Narely Zazueta	SF	Sr	5'8"	12/27 vs	AJ	W 74-15
35	Daiana Hollman	F, W	Sr	5'9"	12/28 @	Robert Bateman Secondary (Canada)	W 60-42
					12/29 vs		L 42-52
					1/04 vs	Wldn Grove	W 68-22
					1/08 @	Amphi	W 52-43
					1/10 @	Douglas	W 62-48
					1/15 vs	Palo Verde	W 71-20
					1/16 vs	Sahuarita	W 57-39
					1/18 vs	Mica Mtn.	L 44-48
					1/23 @	Wldn Grove	W 80-21
					1/25 vs	Amphi	W 58-50
					1/29 vs	Douglas	L 50-52
					1/31 @	Sahuarita	W 62-38
					2/06 @	Mica Mtn.	L 50-55
					2/13 @	Wms. Field	L 44-63



The AIA requests that you model good sportsmanship by refraining from derogatory cheers, chants, or behavior toward students, coaches, officials, or other spectators. Speak out if you see inappropriate behavior by immediately notifying event management staff. Together, we can provide a safe and respectful environment for all.



Sahuarita
Mustangs

AZPREPS365

Photo not Provided

Alignment 4A Gila

Region 4-6

Standings #4

Conference 7-7

Rank #18

Overall 10-8

No.	Name	Pos.	Yr.	Ht.	Date	Opponent	Result
2	Emma Benitez	G	Jr	5'6"	11/20 vs	Sabino	W 51-30
3	Karol Ortiz	PG	Sr	5'7"	11/20 vs	Rincon/Uni	W 46-36
					11/21 vs	Show Low	L 39-51
4	Anissa Ramos	G	Jr	5'3"	11/21 @	Sabino	W 54-29
5	Abigail Silvester	G	Fr	5'6"	11/22 @	Snowflake	L 36-42
					11/28 @	Sahuaro	L 26-68
11	Addison Elam	F	Fr	5'10"	11/30 vs	Pueblo	W 75-62
12	Jocelyn Ortega	G	So	5'5"	12/01 @	Safford	W 56-46
14	Angela Stinnett	G	Jr	5'5"	12/07 @	Tan. Verde	W 67-31
					12/08 vs	Canyon Oro	W 42-14
15	Sienna Paz	F	Sr	5'10"	12/11 vs	AJ	W 79-23
21	Kealey Myhre	F	Sr	5'9"	12/13 @	Cienega	W 64-36
22	Neriah Martinez	G	Jr	5'4"	12/21 @	Sunnyside	L 54-75
23	Camila Villalobos	F	Jr	5'8"	12/30 vs	St Michael	W 50-40
30	Kenadee Parker	F	Fr	5'7"	1/04 @	Douglas	L 56-67
					1/08 vs	Mica Mtn.	L 47-59
					1/16 @	Rio Rico	L 39-57
					1/18 @	Wldn Grove	W 70-29
					1/22 vs	Wldn Grove	W 67-13
					1/23 vs	Douglas	L 46-60
					1/25 @	Mica Mtn.	L 44-58
					1/29 @	Amphi	W 45-28
					1/31 vs	Rio Rico	L 38-62
					2/02 vs	Amphi	W 41-25
					2/15 @	Mingus Un	W 49-43



The AIA requests that you model good sportsmanship by refraining from derogatory cheers, chants, or behavior toward students, coaches, officials, or other spectators. Speak out if you see inappropriate behavior by immediately notifying event management staff. Together, we can provide a safe and respectful environment for all.



Mesquite
Wildcats

AZPREPS365

Photo not Provided

Alignment 4A Desert Sky

Region 9-1

Standings #2

Conference 14-1

Rank #3

Overall 16-2

No.	Name	Pos.	Yr.	Ht.	Date	Opponent	Result
1	Skylie Gonzales	SG, PG	Fr	5'4"	11/21 vs	Post Butte	W 50-18
2	Naliyah Guidry	PG	Fr	5'5"	11/24 vs	Casteel	W 66-45
3	Lucy Fisher	SG, SF	Jr	5'10"	11/24 @	ND Prep	W 58-43
4	Jada Silver	SG, G	Sr	5'4"	11/25 @	Gil Christ	W 79-31
5	Rebekah Udall	SG, G	Jr	5'8"	11/25 vs	Pusch	W 80-23
10	Navae Guidry	SF	Jr	5'11"	11/28 vs	Basha	W 67-37
11	kahlia Gonzales	PG, SG	Jr	5'4"	12/01 vs	Flagstaff	W 75-40
12	Lizzie Norton	SF, G	Fr	5'7"	12/04 @	Eastmark	W 64-30
13	Pippa Krieger	SF, P	Jr	6'1"	12/06 @	Combs	W 88-21
14	Jensen Cowart	SF, P	Fr	5'10"	12/07 vs	Gilbert	L 56-67
21	Priseiss Saavedra	SG, G	Sr	5'6"	12/15 @	Campo Ver.	W 60-41
23	Aliyah Bealey	SF, G	Sr	5'5"	1/04 vs	Marcos	W 101-9
24	Vanessa Sepulveda	SG	Sr	5'7"	1/05 @	ALA - QC	W 68-18
31	Mariah Willis	G, PG	So	5'5"	1/10 vs	St. Mary's	W 63-27
32	Jayla Mclin	PF, P	Sr	5'11"	1/11 @	Seton	L 34-35
					1/16 vs	Saguaro	W 62-36
					1/18 @	Arcadia	W 79-17
					1/23 @	St. Mary's	W 64-42
					1/25 vs	Seton	W 40-37
					1/29 vs	Arcadia	W 83-44
					2/01 @	Marcos	W 85-7
					2/06 @	Saguaro	W 41-33
					2/13 vs	Millennium	L 40-44



The AIA requests that you model good sportsmanship by refraining from derogatory cheers, chants, or behavior toward students, coaches, officials, or other spectators. Speak out if you see inappropriate behavior by immediately notifying event management staff. Together, we can provide a safe and respectful environment for all.



NextCare[®]
URGENT CARE
When Feeling Great Can't Wait!

The Preferred Health Care Partner of the
Arizona Interscholastic Association

44 Convenient Locations in AZ

NextCare offers affordable, walk-in physicals that will
save your family time and money.

- **Check-in Online!** Pre-register by phone or online and we'll let you know when your exam room will be ready!
- Some other services NextCare offers include:
 - Sprains & Strains
 - Cuts / Lacerations
 - Stitches / Suturing
 - Cold & Flu Treatment
 - And much more
- On-site X-ray & labs to save you time & money.

Sports Physicals \$25**

Present at time of visit.

Can only be used for camp & sports physicals

**NextCare does not bill insurance plans for physicals; payment is due upon service. Offer subject to change. • \$75 with EKG. Offer valid at all NextCare locations for middle school and high school athletes and students. Not eligible to enrollees/members of governmental health plans (e.g., Medicare, Medicaid).

NextCare[®]
URGENT CARE

1-888-364-7502
NextCare.com

1-888-364-7502 | NextCare.com



DICK'S Sporting Goods is a proud partner of the

AIA

EVERY SEASON STARTS AT



Please visit us at one of 9 Arizona store locations or online at WWW.DICKS.COM
for all of your team sports equipment needs.

AIA Boys Basketball Championships

Team Champions and Runners-Up

Year	Conf/Div	Champion	Coach	Runner-Up	Coach	Score
1914-15	AAA	Mesa		Tempe		35-14
1915-16	AAA	Phoenix Union (4-3)	W.W. Carpenter	Tempe	Sam Jennings	32-30
1916-17	AAA	Mesa (8-0)	John Findley	Chandler (5-3)		36-34
1917-18	AAA	Mesa (10-0)	John Findley	Phoenix Union (11-5)	W.W. Carpenter	31-28
1918-19	AAA	Phoenix Union (6-3)	W.W. Carpenter	Flagstaff Normal (4-2)	R.A. Fuller	37-34
1919-20	AAA	Phoenix Union (14-4)		Tucson (6-4)	Allan Flint	30-20
1920-21	AAA	Globe (13-0)	Parke Vickrey	Gilbert (8-2)	Donald Biery	26-23
1921-22	AAA	Phoenix Union (9-6)	R.R. Robinson	Gila Academy	Ernest Shumway	50-26
1922-23	AAA	Mesa (13-3)	Ray Duus	Phoenix Union (10-5)	R.R. Robinson	44-25
1923-24	AAA	Mesa (10-7)	Elmer Weber	Chandler (23-22)	J.W. Garms	25-23
1924-25	AAA	Mesa (14-8)	Elmer Weber	Phoenix Union (9-7)	R.R. Robinson	28-17
1925-26	AAA	Mesa (14-5)	Bob Thomas	Gilbert (17-3)	Owen Allen	28-19
1926-27	AAA	Safford (12-6)	Ben Damberg	Gilbert (17-8)	Owen Allen	19-18
1927-28	AAA	Phoenix Union (14-5)	R.R. Robinson	Miami (15-3)	L.H. Purdy	19-17
1928-29	AAA	St. Johns (20-0)	Vernal Harris	Douglas (13-6)	Fuzzy Warren	19-13
1929-30	AAA	Bisbee	Francis Alexander	Clarkdale	E.M. Gruver	41-18
1930-31	AAA	Phoenix Union (16-3)	R.R. Robinson	Tucson (11-9)	Rollin T. Gridley	26-9
1931-32	AAA	Douglas (10-3)	Milt Morse	Miami (14-3)	Bud Doolen	22-21
1932-33	AAA	Mesa (15-4)	Steve Coutchie	Tucson (14-4)	Rollin T. Gridley	28-22
1933-34	AAA	Tucson (19-1)	Rollin T. Gridley	Globe (12-5)	Sturgeon Cromer	20-17
1934-35	AAA	Phoenix Union (21-3)	R.R. Robinson	Miami (14-6)	Bud Doolen	28-19
1935-36	AAA	Mesa (19-6)	Steve Coutchie	Globe (14-7)	Sturgeon Cromer	34-31
1936-37	AAA	Peoria (15-1)	Mutt Ford	Florence (18-2)	C.W. Caywood	29-24
1937-38	AAA	Duncan (17-6)	Frank Brickey	Florence (17-3)	C.W. Caywood	24-23
1938-39	AAA	Duncan (20-3)	Frank Brickey	Benson (20-5)	J.A. Kartchner	25-17
1939-40	AAA	Duncan (16-7)	Frank Brickey	Tucson (15-9)	Bud Doolen	31-29
1940-41	AAA	Miami (23-2)	Earl McCullar	Peoria (21-2)	Don Pace	44-40
1941-42	AAA	Tucson (25-1)	Bud Doolen	Mesa (14-10)	Steve Coutchie	47-32
1942-43	AAA	Tucson (20-1)	Bud Doolen	Miami (17-4)	Earl McCullar	45-25
1943-44	AAA	Phoenix Union (26-1)	R.R. Robinson	Mesa (15-9)	Steve Coutchie	30-26
1944-45	AAA	Tucson (25-3)	Bud Doolen	North (18-8)	Rolly Caldwell	40-39
1945-46	AAA	Mesa (17-11)	Mutt Ford	Glendale (19-7)	John Whatley	44-37
1946-47	AAA	Florence (20-4)	George Ahee	Douglas (20-3)	Frank Sancet	33-32

AIA Boys Basketball Championships

Year	Conf/Div	Champion	Coach	Runner-Up	Coach	Score
1947-48	AAA	Tucson (28-0)	Bud Doolen	Phoenix Union (20-5)	Bud Robinson	48-46
1948-49	AAA B	Tucson (23-0) Nogales (25-4)	Bud Doolen Harry O'Mealy	Amphitheater (12-11) Tempe (22-4)	George Genung Chet McNabb	49-26 50-45
1949-50	AAA B	Mesa (22-1) Coolidge (20-5)	Mutt Ford David Roseboro	North (18-5) Nogales (16-4)	Billy Mann James Concannon	51-40 47-44
1950-51	AAA B	Mesa (18-5) Miami (29-0)	Ken Heywood Ernie Kivisto	Phoenix Union (18-3) Carver (26-5)	Bob Ruman Joe Flipper	48-41 58-50
1951-52	AAA B	West (16-7) Carver (21-7)	Link Richmond Leon Jordan	Mesa (14-9) Ajo (23-5)	Ken Heywood Dan Yurkovich	48-38 65-49
1952-53	AAA B	Phoenix Tech (17-2) Scottsdale (23-1)	Runt Goddard Jiggs Hardt	Mesa (17-5) Carver (21-5)	Ken Heywood Leon Jordan	47-45 55-54
1953-54	AAA B	West (19-3) Carver (25-1)	Link Richmond Leon Jordan	Phoenix Tech (10-11) Duncan (23-4)	Runt Goddard Ben Frealy	37-33 47-39
1954-55	AAA A B C	Phoenix Union (21-1) Flagstaff (22-3) Clifton (24-1) Benson	Ed Long Fred Anderson Gene Taylor Jack Wilson	Tucson (9-10) Miami (23-3) Santa Cruz Valley (21-5) N/A	Tony Morales Alex Mendoza Jim Dunbar N/A	59-49 77-68 54-47 N/A
1955-56	AAA A B/C	Phoenix Union (23-0) South Mountain (20-6) St. Johns (20-6)	Ed Long Leon Blevins Verl Heap	Tucson (11-10) Camelback (21-5) Florence (22-5)	Tony Morales Billy Mann Vince Cisterna	79-35 40-38 63-54
1956-57	AAA A B/C	Camelback (15-6) Globe (25-2) St. Johns (27-1)	Billy Mann Ken Troutt Verl Heap	West (14-9) Nogales (16-1) Florence (25-3)	Fred Roche Pete Drakulich Vince Cisterna	33-29 (OT) 65-57 75-45
1957-58	AAA	Phoenix Union (22-2)	Ed Long	Holbrook (13-7)	Frank Turley	80-53
1958-59	AAA	Phoenix Union (25-3)	Ed Long	Camelback (20-7)	Billy Mann	61-52
1959-60	AAA A B C	Phoenix Union (23-0) Globe (22-5) St. Johns (24-1) McNary (22-1)	Wimpy Jones John Pavlich Verl Heap Richard Lucas	Tucson (11-7) Miami (18-8) Holbrook (14-11) Lakeside	Tony Morales Henry Reyna Frank Turley Bob Schneider	74-50 62-53 63-46 68-47
1960-61	AAA A B C	Phoenix Union (21-2) Casa Grande (19-0) St. Johns (19-7) McNary (23-0)	Wimpy Jones Jack Spilsbury Verl Heap Richard Lucas	Catalina (15-8) Arcadia (17-10) Page Fredonia (17-7)	Bill Kemerries Lou Hallman Tim Oscarson Benny Jordan	68-44 63-44 47-41 62-24
1961-62	AAA A B C	Tucson (21-0) Agua Fria (26-1) Gilbert (22-1) McNary (21-2)	Tony Morales O.K. Fulton Dave Inglis Richard Lucas	Flagstaff (23-1) Nogales (19-4) Parker (21-4) Fort Thomas (19-1)	Fred Anderson Pete Drachalich Leon Goar Honk Norton	54-52 64-55 60-52 61-58
1962-63	AAA A B C	Catalina (20-2) Flowing Wells (24-2) Round Valley (24-3) Fort Thomas (20-1)	Galen Kintner Ed Nymeyer Marlin LeSueur Honk Norton	South Mountain (15-9) Santa Cruz Valley (19-6) Marana (16-7) Pima (18-5)	Larry Baroldy Howard Dean Art Carroll Ed Hubbard	48-44 58-47 54-48 52-49
1963-64	AAA A B C	Camelback (20-3) Globe (22-3) Mingus Union (23-2) Grand Canyon (21-4)	James Smith John Pavlich Bob Richmond John Glodis	North (15-7) Winslow (17-5) Parker (15-10) Pima (20-3)	Jiggs Hardt Jim Freeman Sam Antcliffe Ed Hubbard	60-54 84-77 70-55 73-71
1964-65	AAA A B C	Rincon (19-3) Agua Fria (24-3) Ray (20-4) McNary (22-3)	Dick King O.K. Fulton Oscar Avants Pete Duca	North (15-8) San Manuel (18-7) Superior (19-7) Pima (20-5)	Jiggs Hardt Manny Ruiz Ray Argel Ed Hubbard	80-72 63-61 67-63 43-40
1965-66	AAA A B C	Camelback (19-5) Agua Fria (26-0) St. Johns (21-2) Pima (19-3)	Richard Lucas O.K. Fulton Verl Heap Carl Wheeler	Tempe (19-5) Superior (22-2) Marana (17-7) Fort Thomas (16-4)	Sam Duane Ray Argel Norm Patton Honk Norton	74-64 75-65 45-39 77-48

AIA Boys Basketball Championships

Year	Conf/Div	Champion	Coach	Runner-Up	Coach	Score
1966-67	AAA	Phoenix Union (26-1)	Wimpy Jones	Rincon (22-1)	Dick King	63-60
	A	Globe (26-2)	John Pavlich	Agua Fria (25-2)	O.K. Fulton	73-63
	B	Parker (22-4)	Sam Antcliffe	St. Johns (21-4)	Verl Heap	65-61
	C	Fort Thomas (22-2)	Honk Norton	Camp Verde (17-9)	Wayne See	64-63
1967-68	AAA	Phoenix Union (24-4)	Wimpy Jones	Maryvale (21-6)	Jerry Waugh	65-56
	A	Flowing Wells (23-2)	Ed Nymeyer	Holbrook (18-3)	Vince Budenholzer	80-70
	B	Parker (24-2)	Sam Antcliffe	Marana (18-4)	Norm Patton	65-48
	C	McNary (22-3)	Fred Roybal	Camp Verde	Wayne See	73-55
1968-69	AAA	Tucson (23-1)	Tony Morales	Tempe (23-3)	Sam Duane	80-76
	AA	Buena (20-6)	Don Harris	Flowing Wells (23-4)	Ed Nymeyer	72-64
	A	Dysart (19-8)	Wes Flynn	Peoria (16-7)	Barry Arney	31-29
	B	Marana (24-0)	Norm Patton	Parker (26-3)	Sam Antcliffe	86-67
	C	Pima (18-6)	Stan Smith	Fort Thomas (19-4)	Honk Norton	69-61
1969-70	AAA	Sahuaro (22-3)	Dick McConnell	Glendale (16-5)	Bob Hutchison	66-58
	AA	Buena (16-7)	Don Harris	Safford (18-8)	John Bonefas	76-66
	A	Coolidge (16-6)	Jim Bolhauve	Morenci (21-3)	Steve Hudgens	52-47
	B	Marana (24-5)	Norm Patton	Gilbert (19-8)	Bill Medley	56-44
	C	Pima (22-1)	Stan Smith	McNary (17-7)	Fred Roybal	79-56
1970-71	AAA	East (26-3)	Royce Youree	Phoenix Union (24-5)	Wimpy Jones	70-69 (OT)
	AA	Miami (20-7)	Dick Vargas	Agua Fria (22-3)	O.K. Fulton	66-59
	A	Holbrook (24-2)	Vince Budenholzer	Window Rock (18-10)	Norman Barnhart	53-40
	B	Benson (19-9)	Jack Wilson	Wickenburg	Gordon Taggart	75-59
	C	Pima (23-0)	Stan Smith	Patagonia (19-4)	Buddy Bell	65-44
1971-72	AAA	Maryvale (27-3)	Wayne Kindall	Westwood (23-5)	Noel Frank	56-46
	AA	Safford (24-0)	John Bonefas	Santa Rita	Boyd Meyer	73-49
	A	Marana (25-0)	Norm Patton	Peoria (16-9)	Barry Arney	62-53
	B	Lake Havasu (24-1)	Lee Ammerman	St. Johns (19-6)	Verl Heap	77-75 (OT)
	C	Pima (26-0)	Stan Smith	McNary (19-7)	Fred Roybal	64-60 (OT)
1972-73	AAA	East (23-5)	Royce Youree	Maryvale (23-6)	Wayne Kindall	71-65
	AA	Coconino (20-5)	Stan Townsend	Canyon del Oro (16-7)	Johnny Tissaw	74-68
	A	Morenci (22-0)	Steve Hudgens	Mingus Union (22-4)	Tom Henry	65-55
	B	St. Johns (23-4)	Verl Heap	Mohave (23-2)	Ted Miller	72-31
	C	Pima (23-4)	Stan Smith	Patagonia (23-4)	Dave Thompson	66-62
1973-74	AAA	Alhambra (26-3)	Phil Kemp	East (27-2)	Royce Youree	68-66 (4OT)
	AA	Safford (18-6)	John Bonefas	Flowing Wells (16-11)	Lee Engbretson	55-42
	A	Superior	Manny Ruiz	Holbrook	Vince Budenholzer	43-41
	B	St. Johns (24-1)	Verl Heap	Clifton (18-7)	Mike Alva	76-72
	C	McNary (18-8)	Fred Roybal	Pima (25-1)	Rodney Green	64-55
1974-75	AAA	East (28-0)	Royce Youree	Rincon (23-2)	Bill Mehle	67-61
	AA	Flagstaff (25-0)	Doug Baker	Canyon del Oro (21-3)	Johnny Tissaw	63-58
	A	Morenci (24-2)	Steve Hudgens	Miami (18-9)	Dick Vargas	44-41
	B	Florence (25-1)	John Borquez	Superior (22-5)	Manny Ruiz	67-63
	C	Pima (25-1)	Stan Smith	McNary (19-6)	Herman Jacobs	81-63
1975-76	AAA	Chandler (26-2)	Gary Ernst	Rincon (27-2)	Bill Mehle	59-53
	AA	Nogales (24-2)	Ray Molera	Douglas (19-7)	Paul Denham	87-68
	A	Coolidge (26-0)	Joe Partain	Safford (25-1)	John Bonefas	73-53
	B	St. Johns (24-2)	Verl Heap	Thatcher (22-6)	Paul Nelson	58-50
	C	Seligman (26-0)	Jim Wilson	Maricopa (19-6)	Don Reese	76-61
1976-77	AAA	Pueblo (25-5)	Roland LaVetter	Sunnyside (23-5)	Dwight Rees	42-37
	AA	Canyon del Oro (22-4)	Johnny Tissaw	Kingman (15-11)	Gary Dykman	85-49
	A	Coolidge (23-4)	Joe Partain	Apache Junction (19-8)	Cy Henry	69-60
	B	Antelope (23-2)	Marty Sipe	Tombstone (24-2)	Herman Fischer	84-69
	C	Mayer (25-4)	Gary Kensing	Joseph City (23-5)	Craig Darrington	58-51
1977-78	AAA	Pueblo (28-0)	Roland LaVetter	Rincon (22-6)	Bill Mehle	70-54
	AA	Canyon del Oro (21-4)	Johnny Tissaw	Nogales (21-7)	Ray Molera	59-56
	A	Apache Junction (23-5)	Cy Henry	Window Rock (25-2)	Don Flanagan	57-36
	B	Thatcher (26-1)	Paul Nelson	St. Johns (22-4)	Mike Minnick	57-41
	C	McNary (16-9)	Jesse Farthing	Seligman (22-3)	Charles Lee	70-59

AIA Boys Basketball Championships

Year	Conf/Div	Champion	Coach	Runner-Up	Coach	Score
1978-79	AAA	Saint Mary's (26-2)	Ron Gray	Santa Rita (24-2)	David Lynch	94-72
	AA	Winslow (25-1)	John Renkens	Corona del Sol (20-5)	Sam Duane	70-64
	A	Willcox (18-9)	Greg Lasley	Buckeye (13-10)	Bart Mitchell	81-60
	B	Payson (21-4)	David Bradley	Williams (22-3)	Dee Hershey	49-48
	C	McNary (21-2)	Jesse Farthing	Patagonia (17-7)	Mike Haddow	67-52
1979-80	AAA	East (25-4)	Royce Youree	South Mountain (24-4)	Don Petroff	63-61
	AA	Corona del Sol (25-2)	Sam Duane	Gerard (17-9)	Dick Looney	73-57
	A	Miami (21-3)	Dick Vargas	Parker (20-7)	Leon Goar	83-68
	B	Williams (18-6)	Dee Hershey	Thatcher (22-5)	Paul Nelson	74-73
	C	Fort Thomas (21-1)	Jerry Hancock	Seligman (19-5)	Charley Lee	70-65
1980-81	AAA	East (28-0)	Royce Youree	Chandler (24-4)	Gary Ernst	68-38
	AA	Corona del Sol (27-0)	Sam Duane	Nogales (17-5)	Ray Molera	84-54
	A	Miami (16-6)	Dick Vargas	Sahuarita (17-7)	Ron Boyter	48-46
	B	Thatcher (27-0)	Paul Nelson	Ray (20-4)	John Valenzuela	77-73
	C	Salome (18-6)	Jeff Myers	Pima (13-8)	Brad Moon	60-50
1981-82	AAA	Sahuaro (28-1)	Dick McConnell	Phoenix Union (24-4)	Argie Rhymes	69-50
	AA	Nogales (18-4)	Ray Molera	Corona del Sol (23-4)	Sam Duane	53-52
	A	Snowflake (23-5)	Boyd Hatch	Mohave (24-3)	Thad Simmons	60-55
	B	Thatcher (23-2)	Paul Nelson	Round Valley (25-2)	Tom Matthews	57-54
	C	Pima (20-6)	Brad Moon	Maricopa (15-8)	Paul Landis	81-76 (OT)
1982-83	AAA	South Mountain (26-3)	Don Petroff	Pueblo (24-5)	Barry O'Rourke	100-47
	AA	Nogales (18-1)	Ray Molera	Winslow (19-5)	Rich Bratt	70-65
	A	Miami (22-0)	Dick Vargas	Mohave (23-1)	Thad Simmons	62-59
	B	Thatcher (21-2)	Paul Nelson	St. Johns (21-2)	Verl Heap	50-48 (OT)
	C	Pima (19-4)	Brad Moon	St. David (19-4)	John LaMarca	72-48
1983-84	AAA	Chandler (21-7)	Joe Partain	South Mountain (21-6)	Don Petroff	54-52
	AA	Peoria (17-5)	Thad Simmons	Lake Havasu (17-7)	Chuck Taylor	59-53
	A	Snowflake (17-7)	James Runge	Sahuarita (16-6)	Ron Boyter	57-53
	B	Thatcher (22-2)	Paul Nelson	Hayden (18-5)	Mike Warren	37-36 (OT)
	C	Pima (18-4)	Dave Henson	Fredonia (11-7)	George McCormick	44-43
1984-85	AAA	Alhambra (27-1)	Phil Kemp	Catalina (23-6)	Gerry Lybeck	77-58
	AA	Gilbert (18-5)	Gary Morton	Glendale (16-7)	Ken France	52-51 (OT)
	A	Safford (23-0)	Joe Burnside	Sahuarita (14-11)	Ron Boyter	83-59
	B	Thatcher (20-4)	Paul Nelson	Williams (20-5)	Bruce Baker	69-62
	C	Valley Union (20-3)	L.W. Jackson	Salome (19-2)	Richard Imhoff	58-48
1985-86	5A	McClintock (26-3)	Doc Zinke	Brophy Prep (27-1)	John Chambers	71-67
	4A	Carl Hayden (23-5)	Argie Rhymes	North (22-6)	Hector Bejarano	50-48
	3A	Safford (23-0)	Joe Burnside	Parker (22-3)	Jay Sandusky	71-53
	2A	Thatcher (20-5)	Paul Nelson	Ajo (20-2)	Bo Whitelock	61-49
	1A	Seligman (22-2)	Charles Lee	St. David (22-3)	John LaMarca	71-67
1986-87	5A	South Mountain (22-6)	Charles Dean	Corona del Sol (22-8)	Sam Duane	62-49
	4A	Carl Hayden (23-3)	Argie Rhymes	North (24-4)	Hector Bejarano	50-47
	3A	Buckeye (18-5)	Randy Spilsbury	Monument Valley (15-8)	Glenn Haven	61-58
	2A	Ajo (21-2)	Bo Whitelock	Thatcher (20-6)	Paul Nelson	52-43
	1A	Fredonia (19-4)	George McCormick	Arizona Lutheran (20-5)	Norman Tech	69-55
1987-88	5A	Mesa (26-3)	Paul Newendyke	Sahuaro (29-2)	Dick McConnell	78-76
	4A	North (22-6)	Hector Bejarano	Cactus (18-11)	Kenny Troutt	69-45
	3A	Buckeye (27-0)	Randy Spilsbury	Winslow (21-6)	Rich Bratt	77-54
	2A	Phoenix Christian (23-2)	Don Thorp	Thatcher (22-3)	Paul Nelson	70-64
	1A	Salome (20-4)	Byron Maynes	Scottsdale Christian (19-7)	Bob Fredricks	46-38
1988-89	5A	Corona del Sol (24-5)	Sam Duane	Apollo (27-2)	David Lopez	88-85
	4A	Casa Grande (24-5)	Bruce Kieser	Coconino (31-1)	Ted Hettinga	71-63
	3A	Snowflake (21-7)	Bernie Graziano	Holbrook (16-11)	Raul Mendoza	76-63
	2A	Phoenix Christian (25-1)	Don Thorp	Thatcher (19-6)	Paul Nelson	71-63
	1A	Fort Thomas (20-3)	Bill Stiver	Green Fields (18-4)	Dick Marvin	53-42
1989-90	5A	Saguaro (22-8)	Mike Cady	Corona del Sol (25-6)	Sam Duane	88-78
	4A	North (23-6)	Hector Bejarano	Tempe (21-11)	Gerhard Schreur	49-43
	3A	Buckeye (24-1)	Marlin Diller	Snowflake (15-7)	Andy Vasher	70-66
	2A	Thatcher (24-2)	Paul Nelson	Pima (20-8)	Dave Henson	52-50
	1A	Green Fields (17-5)	Bill Ludeke	Fort Thomas (15-6)	Bill Stiver	65-47

AIA Boys Basketball Championships

Year	Conf/Div	Champion	Coach	Runner-Up	Coach	Score
1990-91	5A	South Mountain (32-0)	Clement Chapman	Carl Hayden (26-6)	Argie Rhymes	61-50
	4A	North (25-5)	Hector Bejarano	Cactus (19-12)	Kenny Troutt	78-49
	3A	Round Valley (24-6)	Mike Smith	Holbrook (20-11)	Raul Mendoza	59-56
	2A	Thatcher (29-0)	Paul Nelson	Pima (23-6)	Dave Henson	49-39
	1A	Green Fields (22-4)	Brian Peabody	Seligman (24-1)	Joe Campbell	61-56
1991-92	5A	South Mountain (26-5)	Clement Chapman	Mountain View (Mesa) (19-12)	Gary Ernst	65-48
	4A	Cholla (26-6)	Paul Dull	Santa Rita (27-5)	Mel Karrle	88-84
	3A	Coolidge (27-1)	James Boyd	Monument Valley (26-6)	Aaron Anderson	58-53
	2A	Ray (23-2)	Bill Goodwin	Wickenburg (23-5)	Bill Moran	72-70
	1A	Clifton (24-4)	Steve Hudgens	Green Fields (23-7)	Brian Peabody	65-54
1992-93	5A	Carl Hayden (29-1)	Argie Rhymes	Chaparral (19-12)	Terry Kearney	67-54
	4A	Sunnyside (29-0)	Dwight Rees	Sabino (25-5)	Tim Demarchi	60-53 (OT)
	3A	Monument Valley (27-3)	Aaron Anderson	Blue Ridge (25-10)	Merle Shofner	42-36
	2A	Alchesay (24-3)	Reedy David	Camp Verde (18-12)	Ken Hudson	52-51
	1A	Northwest Christian (26-3)	Tim Keith	Clifton (23-6)	Steve Hudgens	76-58
1993-94	5A	Corona del Sol (26-7)	Sam Duane	Carl Hayden (23-7)	Argie Rhymes	84-60
	4A	Cactus (23-7)	Kenny Troutt	Paradise Valley (26-4)	Bill Farrell	62-60
	3A	Safford (21-4)	Joe Burnside	Window Rock (22-12)	Bo Whitelock	66-52
	2A	Bisbee (24-4)	Vince Creviston	Thatcher (22-9)	Kenny Smith	73-62
	1A	Fort Thomas (24-1)	Bill Stiver	Mogollon (26-2)	Lance Heister	71-56
1994-95	5A	Mountain View (Mesa) (31-0)	Gary Ernst	Shadow Mountain (27-4)	Jerry Conner	78-71
	4A	Paradise Valley (29-4)	Bill Farrell	Mingus Union (29-4)	Scott Brown	54-52
	3A	Window Rock (23-6)	Bo Whitelock	Winslow (19-11)	Richard Bratt	68-48
	2A	Thatcher (22-6)	Kenny Smith	Superior (18-8)	James Acton	44-41
	1A	Fort Thomas (25-0)	Bill Stiver	Orme School (22-4)	Todd Satter	52-47
1995-96	5A	Shadow Mountain (29-4)	Jerry Conner	Corona del Sol (25-7)	Sam Duane	81-56
	4A	Saguaro (26-4)	Mike Cady	Prescott (23-4)	Rich Geske	50-43
	3A	Monument Valley (25-2)	Aaron Anderson	Ganado (22-10)	Dave Freeman	57-54
	2A	Superior (24-3)	James Acton	Phoenix Christian (21-9)	Rick Roth	54-43
	1A	Fort Thomas (22-4)	Wil Hinton	Fredonia (17-6)	Gary Glover	47-40 (OT)
1996-97	5A	Carl Hayden (26-3)	Argie Rhymes	Salpointe Catholic (29-4)	Brian Peabody	80-75 (OT)
	4A	Paradise Valley (29-2)	Bill Farrell	Greenway (25-5)	Howard Mueller	59-52
	3A	Monument Valley (29-2)	Brien Crowder	Blue Ridge (18-11)	Mark Felix	63-49
	2A	Hopi (27-5)	Rick Baker	Willcox (23-4)	Dennis Leonard	68-62
	1A	Fort Thomas (24-1)	Wil Hinton	Scottsdale Christian (20-8)	Bob Fredericks	79-68
1997-98	5A	Mountain View (Mesa) (34-1)	Gary Ernst	Carl Hayden (24-7)	Argie Rhymes	62-45
	4A	Moon Valley (27-3)	John Boie	Greenway (22-9)	Howard Mueller	54-52
	3A	Coolidge (25-8)	Dave Glasgow	Alchesay (23-7)	Paul Mendoza	56-53
	2A	Superior (27-0)	James Acton	Phoenix Christian (24-7)	Steve Drake	55-50
	1A	St. David (20-7)	John Bryant	St. Gregory (22-14)	Paul Baranowski	59-43
1998-99	5A	Mountain View (Mesa) (29-6)	Gary Ernst	Salpointe Catholic (30-4)	Brian Peabody	66-54
	4A	Santa Rita (29-3)	Jim Ferguson	Thunderbird (27-6)	Buddy Rake	50-41 (OT)
	3A	Coolidge (29-4)	Dave Glasgow	Benson (26-3)	James Driggers	79-56
	2A	Scottsdale Christian (30-3)	Bob Fredericks	Hopi (19-14)	Glenn Haven	58-53 (OT)
	1A	Arizona Lutheran (22-12)	Doug Meyer	Orme School (22-12)	Bob Miller	49-44
1999-00	5A	Shadow Mountain (27-5)	Jerry Conner	Highland (22-9)	David Yates	79-53
	4A	Sahuaro (24-7)	Dick McConnell	Palo Verde (22-13)	David Gin	72-58
	3A	Tuba City (28-4)	Charles Gover	Winslow (26-6)	Danny Gonzalez	65-62
	2A	Scottsdale Christian (27-7)	Bob Fredericks	Desert Christian (27-7)	Chris Walter	46-41
	1A	Fort Thomas (19-6)	Terry Williams	Seligman (23-5)	Rafe York	63-61
2000-01	5A	Saint Mary's (30-3)	Dave Lopez	Brophy Prep (24-8)	Mark Granger	64-57
	4A	Sahuaro (26-7)	Dick McConnell	Sunnyslope (25-6)	Dan Mannix	62-55
	3A	Tuba City (23-7)	Charles Gover	Coolidge (30-2)	Dave Glasgow	69-57
	2A	Desert Christian (27-7)	Chris Walter	Thatcher (25-5)	Lenny Smith	39-35
	1A	Fort Thomas (21-5)	Terry Williams	St. David (18-10)	John Bryant	84-70
2001-02	5A	Marcos de Niza (25-8)	David Stark	Highland (24-10)	John Burns	60-49
	4A	Sunnyslope (29-1)	Dan Mannix	Page (29-2)	Aaron Anderson	61-55
	3A	Coolidge (32-0)	Dave Glasgow	Globe (26-7)	Eric Peterson	50-47
	2A	Valley Christian (33-1)	Greg Haagsma	Scottsdale Christian (27-8)	Bob Fredericks	67-39
	1A	St. David (27-0)	John Bryant	St. Michael (29-9)	Joey Rollings	68-45

AIA Boys Basketball Championships

Year	Conf/Div	Champion	Coach	Runner-Up	Coach	Score
2002-03	5A	Gilbert (31-3)	Tom Bennett	Desert Vista (28-5)	Al Merino	56-51
	4A	Thunderbird (28-5)	Buddy Rake	Saguaro (25-6)	Bob LaRue	60-54
	3A	Globe (33-0)	Tony Lopez	Monument Valley (23-9)	Rich Beverly	68-51
	2A	Valley Christian (31-2)	Greg Haagsma	Thatcher (25-8)	Kenny Smith	58-29
	1A	Joseph City (32-2)	Bryan Fields	Fredonia (16-9)	George McCormick	57-41
2003-04	5A	Mesa (28-3)	Shawn Lynch	Desert Vista (20-13)	Doug Harris	54-46
	4A	Saguaro (26-5)	Bob LaRue	McClintock (26-4)	Brian Fleming	62-54
	3A	Rio Rico (27-8)	John Fanning	Seton Catholic (28-5)	Hosea Graham	63-56
	2A	Scottsdale Christian (33-1)	Bob Fredericks	Valley Christian (28-6)	Greg Haagsman	38-34
	1A	Duncan (28-4)	Andrew Larson	Joseph City (22-11)	Bryan Fields	49-44
2004-05	5A	Mountain View (Mesa) (32-1)	Gary Ernst	Saint Mary's (25-7)	Dave Lopez	69-53
	4A	Apollo (28-5)	Mark Nold	Santa Rita (25-8)	Jim Ferguson	60-48
	3A	Fountain Hills (32-1)	Cain Jagodzinski	Greyhills Academy (17-14)	Tom Bizardi	59-50
	2A	Scottsdale Christian (31-2)	Bob Fredericks	Arizona Lutheran	Doug Meyer	62-41
	1A	Fort Thomas (25-3)	Terry Williams	Pima (27-5)	Cliff Thompson	63-45
2005-06	5A Div. I	Mountain View (Mesa) (29-3)	Gary Ernst	Corona del Sol (28-2)	Sam Duane	80-50
	5A Div. II	South Mountain (30-4)	David Grace	Deer Valley (27-4)	John Fellens	75-54
	4A Div. I	Apollo (28-4)	Mark Nold	Rincon (23-8)	Rich Utter	62-55
	4A Div. II	Mohave (26-7)	Pat Woodburn	Page (18-12)	Aaron Anderson	50-46
	3A	Fountain Hills (23-7)	Cain Jagodzinski	Seton Catholic (29-4)	Hosea Graham	61-54
	2A	Valley Christian (33-1)	Greg Haagsma	Arizona Lutheran (28-5)	Doug Meyer	56-47
	1A	Seligman (23-6)	Brian Matzenbacker	Orme School (27-2)	Alex Spence	66-57
2006-07	5A Div. I	Mountain View (Mesa) (28-4)	Gary Ernst	Saint Mary's (19-13)	David Lopez	78-60
	5A Div. II	Desert Mountain (21-11)	Todd Fazio	Paradise Valley (21-12)	Mark MacGowan	65-55
	4A Div. I	Apollo (26-6)	Mark Nold	Ironwood Ridge (24-9)	Karl Pieroway	61-48
	4A Div. II	Notre Dame Prep (27-5)	Matt Harris	Santa Rita (22-10)	Jim Ferguson	61-56
	3A	Fountain Hills (25-8)	Steve Tooker	Payson (23-9)	Chuck Hardt	53-41
	2A	Valley Christian (34-1)	Greg Haagsma	Desert Christian (25-10)	Dennis O'Reilly	63-38
	1A	Surrey Garden (24-2)	Steve Currier	Valley Lutheran (29-7)	Chuck Oliver	74-53
2007-08	5A Div. I	Desert Vista (26-5)	Doug Harris	Saint Mary's (21-11)	David Lopez	63-50
	5A Div. II	Ironwood Ridge (27-6)	Brian Peabody	Marcos de Niza (15-17)	Dave Stark	61-51
	4A Div. I	Millennium (23-6)	Mike Lopez	Agua Fria (25-4)	Paul Murphy	49-48 (OT)
	4A Div. II	Desert Edge (28-2)	Joe Babinski	Santa Rita (28-4)	Jim Ferguson	40-36
	3A	Estrella Foothills (31-2)	Ty Amundsen	Payson (24-7)	Kenny Hayes	64-51
	2A	Northwest Christian (28-5)	Bill Harbeck	Thatcher (23-9)	Kenny Smith	56-42
	1A	St. Gregory (32-3)	Paul Baranowski	Duncan (24-7)	Troy Hudson	44-37
2008-09	5A Div. I	Saint Mary's (22-4)	David Lopez	Highland (29-4)	Mark Carlino	70-62
	5A Div. II	North (25-6)	Joseph Bustos	Ironwood Ridge (27-5)	Brian Peabody	42-39
	4A Div. I	Sunnyslope (24-5)	Dan Mannix	Agua Fria (20-6)	Matt O'Meara	78-65
	4A Div. II	Greenway (30-0)	Howard Mueller	Santa Rita (21-9)	Jim Ferguson	60-58
	3A	Estrella Foothills (29-2)	Ty Amundsen	Chinle (25-6)	Ned Curley	46-40
	2A	Precision (28-6)	Killy Mims	Thatcher (28-4)	Kenny Smith	75-72 (OT)
	1A	St. Gregory (35-1)	Paul Baranowski	Valley Union (19-9)		46-32
2009-10	5A Div. I	North (28-3)	Joseph Bustos	Cesar Chavez (26-4)	Gary Lee	71-66
	5A Div. II	Boulder Creek (28-2)	Randy Walker	Chaparral (18-10)	Aaron Windler	59-58
	4A Div. I	McClintock (25-6)	Jase Coburn	Sunnyslope (26-4)	Dan Mannix	73-71
	4A Div. II	Santa Rita (25-5)	Jim Ferguson	Amphitheater (29-3)	Ben Hurley	86-84
	3A	Estrella Foothills (31-1)	Ty Amundsen	Round Valley (28-7)	Chris Matthews	77-57
	2A	Scottsdale Christian (28-1)	Bob Fredericks	Westwind Prep (30-3)	Gary Truesdale	52-47
	1A	Gilbert Christian (32-0)	Steve Currier	Valley Lutheran (27-6)	Bob Koehne	51-34
2010-11	5A Div. I	Mountain View (Mesa) (27-3)	Gary Ernst	Brophy Prep (21-8)	Tony Fuller	50-29
	5A Div. II	Betty Fairfax (23-7)	Don Dominguez	Chaparral (20-10)	Aaron Windler	65-60 (2OT)
	4A Div. I	Nogales (25-5)	Ricardo De La Riva	Saguaro (23-9)	Bob LaRue	57-44
	4A Div. II	Amphitheater (29-2)	Ben Hurley	Tempe (22-10)	Bryan Snyder	87-77
	3A	Holbrook (30-5)	Raul Mendoza	Fountain Hills (29-6)	Matthew Johnson	49-43
	2A	Westwind Prep (29-2)	Gary Truesdale	Thatcher (28-3)	Chris Cook	82-63
	1A	Orme School (25-0)	Todd Roe	Gilbert Christian (28-4)	Jim White	68-56
2011-12	Div. I	Corona del Sol (32-1)	Sam Duane Jr.	Cesar Chavez (27-6)	Gary Lee	66-53
	Div. II	Peoria (27-3)	Mike Serwa	Amphitheater (30-4)	Ben Hurley	50-48
	Div. III	Gilbert Christian (27-4)	Jerome Joseph	Thatcher (30-4)	Chris Cook	62-42
	Div. IV	Phoenix Country Day (20-5)	Shane Lewis	Arizona Lutheran (18-5)	Doug Meyer	49-29

AIA Boys Basketball Championships

Year	Conf/Div	Champion	Coach	Runner-Up	Coach	Score
2012-13	Div. I	Corona del Sol (29-5)	Sam Duane Jr.	Pinnacle (26-7)	Charlie Wilde	63-59
	Div. II	Paradise Valley (26-7)	Mark Macgowan	Salpointe Catholic (23-11)	Brian Holstrom	45-39
	Div. III	Gilbert Christian (31-3)	Jerome Joseph	Valley Christian (23-10)	Greg Haagsma	60-48
	Div. IV	Joy Christian (26-0)	Scott Brown	Arizona Lutheran (21-6)	Doug Meyer	74-63
2013-14	Div. I	Corona del Sol (33-1)	Sam Duane Jr.	Pinnacle (23-10)	Charlie Wilde	71-70 (OT)
	Div. II	Shadow Mountain (29-3)	Jerry Connor	Flagstaff (27-4)	James Kirk	83-58
	Div. III	Valley Christian (22-8)	Greg Haagsma	Cortez (25-4)	Tarik James	64-53
	Div. IV	Arizona Lutheran (26-5)	Doug Meyer	Scottsdale Prep (28-3)	Chad Clum	73-65
2014-15	Div. I	Corona del Sol (32-1)	Sam Duane Jr.	Desert Vista (26-5)	Tony Darden	57-32
	Div. II	Gilbert Christian (25-6)	Kurt Keener	Arcadia (22-10)	Stephen Danford	55-52 (OT)
	Div. III	Snowflake (29-3)	Andy Wood	Combs (29-5)	Kirk Fauske	57-52
	Div. IV	Arizona Lutheran (29-5)	Doug Meyer	Scottsdale Prep (27-4)	Chad Clum	49-47 (OT)
2015-16	Div. I	Mesa (27-4)	Shane Burcar	Sunnyslope (25-5)	Ray Portela	51-48
	Div. II	Shadow Mountain (27-5)	Mike Bibby	Agua Fria (28-3)	Randy Lavender	86-55
	Div. III	Scottsdale Christian (26-4)	Bob Fredericks	Estrella Foothills (29-3)	Rich Gutwein	40-35
	Div. IV	Yuma Catholic (31-1)	Ricky Barnes	Phoenix Country Day (25-6)	Shane Lewis	77-61
	Div. V	San Carlos (28-4)	Terry Antonio	Bisbee (26-7)	Matt Gigilotti	57-53 (OT)
2016-17	6A	Basha (30-1)	Mike Grothaus	Corona del Sol (26-4)	Neil MacDonald	75-65
	5A	Sunnyslope (26-4)	Ray Portela	Apollo (26-4)	Jacob Marin	58-57 (2OT)
	4A	Shadow Mountain (27-1)	Mike Bibby	Salpointe Catholic (21-10)	Brian Holstrom	81-48
	3A	Fountain Hills (23-6)	Matthew Keating	Winslow (25-10)	Scott Corum	55-48
	2A	Gilbert Christian (25-5)	Kurt Keener	Alchesay (34-3)	Kyle Goklish	66-51
	1A	NFL Yet (29-2)	Humberto Ramirez	The Gregory School (29-2)	AJ Albritton	75-50
2017-18	6A	Pinnacle (23-7)	Charlie Wilde	Mountain Pointe (26-4)	Duane Eason	76-60
	5A	Sunnyslope (27-5)	Ray Portela	Deer Valley (26-3)	Jed Dunn	45-35
	4A	Shadow Mountain (25-1)	Mike Bibby	Salpointe Catholic (15-15)	Jim Reynolds	83-79
	3A	Winslow (27-6)	Scott Corum	Blue Ridge (31-4)	Darryl Suber	79-63
	2A	Rancho Solano Prep (27-5)	Aaron Trigg	Alchesay (33-2)	Kyle Goklish	69-62
	1A	The Gregory School (27-4)	Craig Everson	Fort Thomas (23-9)	Matthew Dona	65-46
2018-19	6A	Pinnacle (24-2)	Charlie Wilde	Chaparral (18-7)	Dan Peterson	83-64
	5A	Gilbert (29-1)	Jay Caserio	Millennium (20-6)	Ty Amundsen	38-37
	4A	Shadow Mountain (21-1)	Mike Bibby	Deer Valley (22-4)	Jed Dunn	64-38
	3A	Valley Christian (27-5)	Greg Haagsma	Pusch Ridge (25-4)	Erik Michaud	57-44
	2A	Scottsdale Christian (22-3)	Bob Fredericks	Alchesay (30-3)	Kyle Goklish	72-41
	1A	The Gregory School (29-4)	Craig Everson	Ray (19-13)	Dustin Bingham	79-51
2019-20	6A	Desert Vista (28-3)	Gino Crump	Mountain Pointe (16-12)	Kaimarr Price	75-55
	5A	Ironwood (28-2)	Jordan Augustine	Millennium (24-6)	Ty Amundsen	78-70
	4A	Salpointe Catholic (30-1)	Jim Reynolds	Peoria (26-4)	Patrick Battillo	54-48 (OT)
	3A	ALA-Queen Creek (25-7)	Ryan McCurdy	Sabino (27-4)	Martin Roth	54-42
	2A	Rancho Solano Prep (20-14)	Aaron Trigg	Trivium Prep (30-3)	Ryan Nelson	46-35
	1A	Fort Thomas (29-5)	Matthew Dona	North Valley Christian (26-5)	Randy Walker	62-46
2020-21	6A	Sunnyslope (21-1)	Ray Portela	Mountain Pointe (15-6)	Kaimarr Price	63-62
	5A	Catalina Foothills (19-1)	Doug D'Amore	Centennial (18-2)	Randy Levender	59-45
	4A	Saint Mary's (20-1)	Damin Lopez	Paradise Honors (20-3)	Zach Hettel	50-47
	3A	Page (14-4)	Justin Smith	Snowflake (18-2)	Andy Wood	64-51
	2A	Scottsdale Christian (18-1)	John Anderson	Rancho Solano Prep (19-2)	Aaron Trigg	48-47
	1A	North Valley Christian (19-1)	Randy Walker	Mohave Accelerated (22-2)	Scott Neal	65-48
2021-22	6A	Perry (25-5)	Sam Duane	Hamilton (20-9)	Doug Harris	48-38
	5A	Centennial (26-5)	Randy Levender	Gilbert (26-4)	Jay Caserio	46-39
	4A	Mesquite (27-3)	Shawn Lynch	Salpointe Catholic (26-3)	Eric Castillo	64-58
	3A	Valley Christian (28-3)	Greg Haagsma	Coolidge (27-3)	Dave Glasgow	61-56
	2A	Scottsdale Christian (24-4)	John Anderson	Rancho Solano Prep (24-8)	Aaron Trigg	43-35
	1A	Mohave Accelerated (30-4)	Scott Neal	Tempe Prep (19-5)	David Lane	67-51
2022-23	Open	Perry (30-1)	Sam Duane	Sunnyslope (25-6)	Ray Portella	74-58
	6A	Highland (30-3)	Todd Fazio	Brophy Prep (24-10)	Matt Hooten	63-61 (2OT)
	5A	Campo Verde (28-4)	Mark Martinez	Millennium (27-5)	Ty Amundsen	61-48
	4A	Peoria (28-4)	Patrick Battillo	Deer Valley (22-8)	Jed Dunn	65-57
	3A	Valley Christian (30-2)	Greg Haagsma	Monument Valley (27-4)	Randolph Gilmore	65-44
	2A	Pima (26-3)	Cliff Thompson	Highland Prep (23-7)	Trent Hill	47-37
	1A	North Valley Christian (26-5)	Randy Walker	Baboquivari (21-6)	Joseph Mease	56-36

AIA Boys Basketball Championships

Team Records

Championships Won

16 - Phoenix Union: 1916 (AAA), 1919 (AAA), 1920 (AAA), 1922 (AAA), 1928 (AAA), 1931 (AAA), 1935 (AAA), 1944 (AAA), 1955 (AAA), 1956 (AAA), 1958 (AAA), 1959 (AAA), 1960 (AAA), 1961 (AAA), 1967 (AAA), 1968 (AAA).
15 - Mesa: 1915 (AAA), 1917 (AAA), 1918 (AAA), 1923 (AAA), 1924 (AAA), 1925 (AAA), 1926 (AAA), 1933 (AAA), 1936 (AAA), 1946 (AAA), 1950 (AAA), 1951 (AAA), 1988 (5A), 2004 (5A), 2016 (Div. I).
12 - Fort Thomas: 1963 (C), 1967 (C), 1980 (C), 1989 (1A), 1994 (1A), 1995 (1A), 1996 (1A), 1997 (1A), 2000 (1A), 2001 (1A), 2005 (1A), 2020 (1A).
11 - Pima: 1966 (C), 1969 (C), 1970 (C), 1971 (C), 1972 (C), 1973 (C), 1975 (C), 1982 (C), 1983 (C), 1984 (C), 2023 (2A).
10 - Thatcher: 1978 (B), 1981 (B), 1982 (B), 1983 (B), 1984 (B), 1985 (B), 1986 (2A), 1990 (2A), 1991 (2A), 1995 (2A).
9 - Scottsdale Christian: 1999 (2A), 2000 (2A), 2004 (2A), 2005 (2A), 2010 (2A), 2016 (Div. III), 2019 (2A), 2021 (2A), 2022 (2A).
9 - St. Johns: 1929 (AAA), 1956 (B/C), 1957 (B/C), 1960 (B), 1961 (B), 1966 (B), 1973 (B), 1974 (B), 1976 (B).
8 - Coolidge: 1950 (B), 1970 (A), 1976 (A), 1977 (A), 1992 (3A), 1998 (3A), 1999 (3A), 2002 (3A).
8 - Corona del Sol: 1980 (AA), 1981 (AA), 1989 (5A), 1994 (5A), 2012 (Div. I), 2013 (Div. I), 2014 (Div. I), 2015 (Div. I).
8 - McNary: 1960 (C), 1961 (C), 1962 (C), 1965 (C), 1968 (C), 1974 (C), 1978 (C), 1979 (C).
8 - Tucson: 1934 (AAA), 1942 (AAA), 1943 (AAA), 1945 (AAA), 1948 (AAA), 1949 (AAA), 1962 (AAA), 1969 (AAA).
8 - Valley Christian: 2002 (2A), 2003 (2A), 2006 (2A), 2007 (2A), 2014 (Div. III), 2019 (3A), 2022 (3A), 2023 (3A).
7 - Mountain View (Mesa): 1995 (5A), 1998 (5A), 1999 (5A), 2005 (5A), 2006 (5A Div. I), 2007 (5A Div. I), 2011 (5A Div. I).
7 - Shadow Mountain: 1996 (5A), 2000 (5A), 2014 (Div. II), 2016 (Div. II), 2017 (4A), 2018 (4A), 2019 (4A).
6 - Globe: 1921 (AAA), 1957 (A), 1960 (A), 1964 (A), 1967 (A), 2003 (3A).
6 - Safford: 1927 (AAA), 1972 (AA), 1974 (AA), 1985 (A), 1986 (3A), 1994 (3A).
6 - South Mountain: 1956 (A), 1983 (AAA), 1987 (5A), 1991 (5A), 1992 (5A), 2006 (5A Div. II).
5 - East: 1971 (AAA), 1973 (AAA), 1975 (AAA), 1980 (AAA), 1981 (AAA).
5 - Gilbert Christian: 2010 (1A), 2012 (Div. III), 2013 (Div. III), 2015 (Div. II), 2017 (2A).
5 - Miami: 1941 (AAA), 1951 (B), 1980 (A), 1981 (A), 1983 (A).
5 - Nogales: 1949 (B), 1976 (AA), 1982 (AA), 1983 (AA), 2011 (4A Div. I).

5 - North: 1988 (4A), 1990 (4A), 1991 (4A), 2009 (5A div. II), 2010 (5A Div. I).
5 - Sunnyslope: 2002 (4A), 2009 (4A Div. I), 2017 (5A), 2018 (5A), 2021 (6A).
4 - Carl Hayden: 1986 (4A), 1987 (4A), 1993 (5A), 1997 (5A).
4 - Duncan: 1938 (AAA), 1939 (AAA), 1940 (AAA), 2004 (1A).
4 - Fountain Hills: 2005 (3A), 2006 (3A), 2007 (3A), 2017 (3A).
4 - Gilbert: 1962 (B), 1985 (AA), 2003 (5A), 2019 (5A).
4 - Peoria: 1937 (AAA), 1984 (AA), 2012 (Div. II), 2023 (4A).
4 - Sahuaro: 1970 (AAA), 1982 (AAA), 2000 (4A), 2001 (4A).
4 - Saint Mary's: 1979 (AAA), 2001 (5A), 2009 (5A Div. I), 2021 (4A).
4 - Snowflake: 1982 (A), 1984 (A), 1989 (3A), 2015 (Div. III).
4 - The Gregory School/St. Gregory: 2008 (1A), 2009 (1A), 2018 (1A), 2019 (1A).
3 - Agua Fria: 1962 (A), 1965 (A), 1966 (A).
3 - Apollo: 2005 (4A), 2006 (4A Div. I), 2007 (4A Div. I).
3 - Arizona Lutheran: 1999 (1A), 2014 (Div. IV), 2015 (Div. IV).
3 - Buckeye: 1987 (3A), 1988 (3A), 1990 (3A).
3 - Camelback: 1957 (AAA), 1964 (AAA), 1966 (AAA).
3 - Estrella Foothills: 2008 (3A), 2009 (3A), 2010 (3A).
3 - Monument Valley: 1993 (3A), 1996 (3A), 1997 (3A).
3 - Paradise Valley: 1995 (4A), 1997 (4A), 2013 (Div. II).
3 - Saguario: 1990 (5A), 1996 (4A), 2004 (4A).
3 - Seligman: 1976 (C), 1986 (1A), 2006 (1A).
3 - Superior: 1974 (A), 1996 (2A), 1998 (2A).
3 - Marana: 1969 (B), 1970 (B), 1972 (A).
2 - Alhambra: 1974 (AAA), 1985 (AAA).
2 - Benson: 1955 (C), 1971 (B).
2 - Bisbee: 1930 (AAA), 1994 (2A).
2 - Buena: 1969 (AA), 1970 (AA).
2 - Canyon del Oro: 1977 (AA), 1978 (AA).
2 - Carver: 1952 (B), 1954 (B).
2 - Casa Grande: 1961 (A), 1989 (4A).
2 - Desert Vista: 2008 (5A Div. I), 2020 (6A).
2 - Flagstaff: 1955 (A), 1975 (AA).
2 - Florence: 1947 (AAA), 1975 (B).
2 - Flowing Wells: 1963 (A), 1968 (A).
2 - Green Fields: 1990 (1A), 1991 (1A).
2 - Holbrook: 1971 (A), 2011 (3A).
2 - McClintock: 1986 (5A), 2010 (4A Div. I).
2 - Morenci: 1973 (A), 1975 (A).
2 - North Valley Christian: 2021 (1A), 2023 (1A).
2 - Northwest Christian: 1993 (1A), 2008 (2A).
2 - Parker: 1967 (B), 1968 (B).
2 - Perry: 2022 (6A), 2023 (Open).
2 - Pinnacle: 2018 (6A), 2018 (6A).
2 - Pueblo: 1977 (AAA), 1978 (AAA).
2 - Rancho Solano Prep: 2018 (2A), 2020 (2A).
2 - Ray: 1965 (B), 1992 (2A).
2 - Round Valley: 1963 (B), 1991 (3A).

2 - Salome: 1981 (C), 1988 (1A).
2 - Santa Rita: 1999 (4A), 2010 (4A Div. II).
2 - St. David: 1998 (1A), 2002 (1A).
2 - Tuba City: 2000 (3A), 2001 (3A).
2 - West: 1952 (AAA), 1954 (AAA).
2 - Winslow: 1979 (AA), 2018 (3A).
1 - Ajo: 1987 (2A).
1 - ALA-Queen Creek: 2020 (3A).
1 - Alchesay: 1993 (2A).
1 - Amphitheater: 2011 (4A Div. II).
1 - Antelope: 1977 (B).
1 - Apache Junction: 1978 (A).
1 - Basha: 2017 (6A).
1 - Betty Fairfax: 2011 (5A Div. II).
1 - Boulder Creek: 2010 (5A Div. II).
1 - Cactus: 1994 (4A).
1 - Campo Verde: 2023 (5A).
1 - Catalina: 1963 (AAA).
1 - Catalina Foothills: 2021 (5A).
1 - Centennial: 2022 (5A).
1 - Chandler: 1984 (AAA).
1 - Cholla: 1992 (4A).
1 - Clifton: 1992 (1A).
1 - Coconino: 1973 (AA).
1 - Desert Christian: 2001 (2A).
1 - Desert Edge: 2008 (4A Div. II).
1 - Desert Mountain: 2007 (5A Div. II).
1 - Douglas: 1932 (AAA).
1 - Dysart: 1969 (A).
1 - Fredonia: 1987 (1A).
1 - Grand Canyon: 1964 (C).
1 - Greenway: 2009 (4A Div. II).
1 - Highland: 2023 (6A).
1 - Hopi: 1997 (2A).
1 - Ironwood: 2020 (5A).
1 - Ironwood Ridge: 2008 (5A Div. II).
1 - Joseph City: 2003 (1A).
1 - Joy Christian: 2013 (Div. IV).
1 - Lake Havasu: 1972 (B).
1 - Marcos de Niza: 2002 (5A).
1 - Maryvale: 1972 (AAA).
1 - Mayer: 1977 (C).
1 - Mesquite: 2022 (4A).
1 - Millennium: 2008 (4A Div. I).
1 - Mingus Union: 1964 (B).
1 - Mohave: 2006 (4A Div. II).
1 - Mohave Accelerated: 2022 (1A).
1 - Moon Valley: 1998 (4A).
1 - NFL Yet: 2017 (1A).
1 - Notre Dame Prep: 2007 (4A Div. II).
1 - Orme School: 2011 (1A).
1 - Page: 2021 (3A).
1 - Payson: 1979 (B).
1 - Phoenix Country Day: 2012 (Div. IV).
1 - Phoenix Tech: 1953 (AAA).
1 - Precision: 2009 (2A).
1 - Rincon: 1965 (AAA).
1 - Rio Rico: 2004 (3A).
1 - Salpointe Catholic: 2020 (4A).
1 - San Carlos: 2016 (Div. V).
1 - Sunnyside: 1993 (4A).
1 - Surrey Garden: 2007 (1A).
1 - Thunderbird: 2003 (4A).
1 - Valley Union: 1985 (C).
1 - Westwind Prep: 2011 (2A).

AIA Boys Basketball Championships

- 1 - Willcox: 1979 (A).
- 1 - Williams: 1980 (B).
- 1 - Window Rock: 1995 (3A).
- 1 - Yuma Catholic: 2016 (Div. IV).

Most Consecutive Championships

- 6 - Thatcher: 1981 (B), 1982 (B), 1983 (B), 1984 (B), 1985 (B), 1986 (2A).
- 5 - Pima: 1969 (C), 1970 (C), 1971 (C), 1972 (C), 1973 (C).
- 4 - Corona del Sol: 2012 (Div. I), 2013 (Div. I), 2014 (Div. I), 2015 (Div. I).
- 4 - Fort Thomas: 1994 (1A), 1995 (1A), 1996 (1A), 1997 (1A).
- 4 - Mesa: 1923 (AAA), 1924 (AAA), 1925 (AAA), 1926 (AAA).
- 4 - Phoenix Union: 1958 (AAA), 1959 (AAA), 1960 (AAA), 1961 (AAA).
- 4 - Shadow Mountain: 2016 (Div. II), 2017 (4A), 2018 (4A), 2019 (4A).
- 3 - Apollo: 2005 (4A), 2006 (4A Div. I), 2007 (4A Div. I).
- 3 - Duncan: 1938 (AAA), 1939 (AAA), 1940 (AAA).
- 3 - Estrella Foothills: 2008 (3A), 2009 (3A), 2010 (3A).
- 3 - Mountain View (Mesa): 2005 (5A), 2006 (5A Div. I), 2007 (5A Div. I).

Current Consecutive Championships

- 2 - Perry: 2022 (6A), 2023 (Open)
- 2 - Valley Chrtistian: 2022 (3A), 2023 (3A).

AIA Boys Basketball Championships

Championship Appearances

23 - Phoenix Union: 1916 (AAA), 1918 (AAA), 1919 (AAA), 1920 (AAA), 1922 (AAA), 1923 (AAA), 1925 (AAA), 1928 (AAA), 1931 (AAA), 1935 (AAA), 1944 (AAA), 1948 (AAA), 1951 (AAA), 1955 (AAA), 1956 (AAA), 1958 (AAA), 1959 (AAA), 1960 (AAA), 1961 (AAA), 1967 (AAA), 1968 (AAA), 1971 (AAA), 1982 (AAA).
22 - Thatcher: 1976 (B), 1978 (B), 1980 (B), 1981 (B), 1982 (B), 1983 (B), 1984 (B), 1985 (B), 1986 (2A), 1987 (2A), 1988 (2A), 1989 (2A), 1990 (2A), 1991 (2A), 1994 (2A), 1995 (2A), 2001 (2A), 2003 (2A), 2008 (2A), 2009 (2A), 2011 (2A), 2012 (Div. III).
19 - Pima: 1963 (C), 1964 (C), 1965 (C), 1966 (C), 1969 (C), 1970 (C), 1971 (C), 1972 (C), 1973 (C), 1974 (C), 1975 (C), 1981 (C), 1982 (C), 1983 (C), 1984 (C), 1990 (2A), 1991 (2A), 2005 (1A), 2023 (2A).
19 - Mesa: 1915 (AAA), 1917 (AAA), 1918 (AAA), 1923 (AAA), 1924 (AAA), 1925 (AAA), 1926 (AAA), 1933 (AAA), 1936 (AAA), 1941 (AAA), 1944 (AAA), 1946 (AAA), 1950 (AAA), 1951 (AAA), 1952 (AAA), 1953 (AAA), 1988 (5A), 2004 (5A), 2016 (Div. I).
17 - Fort Thomas: 1962 (C), 1963 (C), 1966 (C), 1967 (C), 1969 (C), 1980 (C), 1989 (1A), 1990 (1A), 1994 (1A), 1995 (1A), 1996 (1A), 1997 (1A), 2000 (1A), 2001 (1A), 2005 (1A), 2018 (1A), 2020 (1A).
15 - Corona del Sol: 1979 (AA), 1980 (AA), 1981 (AA), 1982 (AA), 1987 (5A), 1989 (5A), 1990 (5A), 1994 (5A), 1996 (5A), 2006 (5A Div. I), 2012 (Div. I), 2013 (Div. I), 2014 (Div. I), 2015 (Div. I), 2017 (6A).
15 - Tucson: 1920 (AAA), 1931 (AAA), 1933 (AAA), 1934 (AAA), 1940 (AAA), 1942 (AAA), 1943 (AAA), 1945 (AAA), 1948 (AAA), 1949 (AAA), 1955 (AAA), 1956 (AAA), 1960 (AAA), 1962 (AAA), 1969 (AAA).
13 - St. Johns: 1929 (AAA), 1956 (B/C), 1957 (B/C), 1960 (B), 1961 (B), 1966 (B), 1967 (B), 1972 (B), 1973 (B), 1974 (B), 1976 (B), 1978 (B), 1983 (B).
13 - Miami: 1928 (AAA), 1932 (AAA), 1935 (AAA), 1941 (AAA), 1943 (AAA), 1951 (B), 1955 (B), 1960 (A), 1971 (AA), 1975 (A), 1980 (A), 1981 (A), 1983 (A).
12 - Scottsdale Christian: 1988 (1A), 1997 (1A), 1999 (2A), 2000 (2A), 2002 (2A), 2004 (2A), 2005 (2A), 2010 (2A), 2016 (Div. III), 2019 (2A), 2021 (2A), 2022 (2A).
11 - McNary: 1960 (C), 1961 (C), 1962 (C), 1965 (C), 1968 (C), 1970 (C), 1972 (C), 1974 (C), 1975 (C), 1978 (C), 1979 (C).
11 - North: 1944 (AAA), 1950 (AAA), 1964 (AAA), 1965 (AAA), 1986 (4A), 1987 (4A), 1988 (4A), 1990 (4A), 1991 (4A), 2009 (5A Div. II), 2010 (5A Div. I).
10 - Coolidge: 1950 (B), 1970 (A), 1976 (A), 1977 (A), 1992 (3A), 1998 (3A), 1999 (3A), 2001 (3A), 2002 (3A), 2022 (3A).
10 - Nogales: 1949 (A), 1950 (B), 1957 (A), 1962 (A), 1976 (AA), 1978 (AA), 1981 (AA), 1982 (AA), 1983 (AA), 2011 (4A Div. I).

10 - Valley Christian: 2002 (2A), 2003 (2A), 2004 (2A), 2006 (2A), 2007 (2A), 2013 (Div. III), 2014 (Div. III), 2019 (3A), 2022 (3A), 2023 (3A).
9 - Gilbert: 1921 (AAA), 1926 (AAA), 1927 (AAA), 1962 (B), 1970 (B), 1985 (AA), 2003 (5A), 2019 (5A), 2022 (5A).
9 - Globe: 1921 (AAA), 1934 (AAA), 1936 (AAA), 1957 (A), 1960 (A), 1964 (A), 1967 (A), 2002 (3A), 2003 (3A).
9 - Santa Rita: 1972 (AA), 1979 (AAA), 1992 (4A), 1999 (4A), 2005 (4A), 2007 (4A Div. II), 2008 (4A Div. II), 2009 (4A Div. II), 2010 (4A Div. II).
9 - South Mountain: 1956 (A), 1963 (AAA), 1980 (AAA), 1983 (AAA), 1984 (AAA), 1987 (5A), 1991 (5A), 1992 (5A), 2006 (5A Div. II).
9 - Sunnyslope: 2001 (4A), 2002 (4A), 2009 (4A Div. I), 2010 (4A Div. I), 2016 (Div. I), 2017 (5A), 2018 (5A), 2021 (6A), 2023 (Open).
8 - Agua Fria: 1962 (A), 1965 (A), 1966 (A), 1967 (A), 1971 (AA), 2008 (4A Div. I), 2009 (4A Div. I), 206 (Div. II).
8 - Arizona Lutheran: 1987 (1A), 1999 (1A), 2005 (2A), 2006 (2A), 2012 (Div. IV), 2013 (Div. IV), 2014 (Div. IV), 2015 (Div. IV).
8 - Holbrook: 1958 (AAA), 1960 (B), 1968 (A), 1971 (A), 1974 (A), 1989 (3A), 1991 (3A), 2011 (3A).
8 - Mountain View (Mesa): 1992 (5A), 1995 (5A), 1998 (5A), 1999 (5A), 2005 (5A), 2006 (5A Div. I), 2007 (5A Div. I), 2011 (5A Div. I).
8 - Peoria: 1937 (AAA), 1942 (AAA), 1969 (A), 1972 (A), 1984 (AA), 2012 (Div. II), 2020 (4A), 2023 (4A).
8 - Safford: 1927 (AAA), 1970 (AA), 1972 (AA), 1974 (AA), 1976 (A), 1985 (A), 1986 (3A), 1994 (3A).
8 - Shadow Mountain: 1995 (5A), 1996 (5A), 2000 (5A), 2014 (Div. II), 2016 (Div. II), 2017 (4A), 2018 (4A), 2019 (4A).
8 - Winslow: 1964 (A), 1979 (AA), 1983 (AAA), 1988 (3A), 1995 (3A), 2000 (3A), 2017 (3A), 2018 (3A).
7 - Carl Hayden: 1986 (4A), 1987 (4A), 1991 (5A), 1993 (5A), 1994 (5A), 1997 (5A), 1998 (5A).
7 - Monument Valley: 1987 (3A), 1992 (3A), 1993 (3A), 1996 (3A), 1997 (3A), 2003 (3A), 2023 (3A).
7 - Parker: 1962 (B), 1964 (B), 1967 (B), 1968 (B), 1969 (B), 1980 (A), 1986 (3A).
7 - Saint Mary's: 1979 (AAA), 2001 (5A), 2005 (5A), 2007 (5A Div. I), 2008 (5A Div. I), 2009 (5A Div. I), 2021 (4A).
7 - Salpointe Catholic: 1997 (5A), 1999 (5A), 2013 (Div. II), 2017 (4A), 2018 (4A), 2020 (4A), 2022 (4A).
7 - Seligman: 1976 (C), 1978 (C), 1980 (C), 1986 (1A), 1991 (1A), 2000 (1A), 2006 (1A).
7 - Superior: 1965 (B), 1966 (A), 1974 (A), 1975 (B), 1995 (2A), 1996 (2A), 1998 (2A).
7 - Tempe: 1915 (AAA), 1916 (AAA), 1949 (B), 1966 (AAA), 1969 (AAA), 1990 (4A), 2011 (4A Div. II).

6 - Duncan: 1938 (AAA), 1939 (AAA), 1940 (AAA), 1954 (B), 2004 (1A), 2008 (1A).
6 - East: 1971 (AAA), 1973 (AAA), 1974 (AAA), 1975 (AAA), 1980 (AAA), 1981 (AAA).
6 - Florence: 1937 (AAA), 1938 (AAA), 1947 (AAA), 1956 (B/C), 1957 (B/C), 1975 (B).
6 - Gilbert Christian: 2010 (1A), 2011 (1A), 2012 (Div. III), 2013 (Div. III), 2015 (Div. II), 2017 (2A).
6 - Marana: 1963 (B), 1966 (B), 1968 (B), 1969 (B), 1970 (B), 1972 (A).
6 - Rincon: 1965 (AAA), 1967 (AAA), 1975 (AAA), 1976 (AAA), 1978 (AAA), 2006 (4A Div. I).
6 - Snowflake: 1982 (A), 1984 (A), 1989 (3A), 1990 (3A), 2015 (Div. III), 2021 (3A).
6 - The Gregory School/St. Gregory: 1998 (1A), 2008 (1A), 2009 (1A), 2017 (1A), 2018 (1A), 2019 (1A).
5 - Alchesay: 1993 (2A), 1998 (3A), 2017 (2A), 2018 (2A), 2019 (2A).
5 - Apollo: 1989 (5A), 2005 (4A), 2006 (4A Div. I), 2007 (4A Div. I), 2017 (5A).
5 - Camelback: 1956 (A), 1957 (AAA), 1959 (AAA), 1964 (AAA), 1966 (AAA).
5 - Chandler: 1917 (AAA), 1924 (AAA), 1976 (AAA), 1981 (AAA), 1984 (AAA).
5 - Desert Vista: 2003 (5A), 2004 (5A), 2008 (5A Div. I), 2015 (Div. I), 2020 (6A).
5 - Flagstaff: 1919 (AAA), 1955 (A), 1962 (AAA), 1975 (AA), 2014 (Div. II).
5 - Fountain Hills: 2005 (3A), 2006 (3A), 2007 (3A), 2011 (3A), 2017 (3A).
5 - Fredonia: 1961 (C), 1984 (C), 1987 (1A), 1996 (1A), 2003 (1A).
5 - Paradise Valley: 1994 (4A), 1995 (4A), 1997 (4A), 2007 (5A Div. II), 2013 (Div. II).
5 - Saguaro: 1990 (5A), 1996 (4A), 2003 (4A), 2004 (4A), 2011 (4A Div. I).
5 - Sahuaro: 1970 (AAA), 1982 (AAA), 1988 (5A), 2000 (4A), 2001 (4A).
5 - St. David: 1983 (C), 1986 (1A), 1998 (1A), 2001 (1A), 2002 (1A).
4 - Amphitheater: 1949 (AAA), 2010 (4A Div. II), 2011 (4A Div. II), 2012 (Div. II).
4 - Benson: 1939 (AAA), 1955 (C), 1971 (B), 1999 (3A).
4 - Brophy Prep: 1986 (5A), 2001 (5A), 2011 (5A Div. I), 2023 (6A).
4 - Buckeye: 1979 (A), 1987 (3A), 1988 (3A), 1990 (3A).
4 - Canyon del Oro: 1973 (AA), 1975 (AA), 1977 (AA), 1978 (AA).
4 - Carver: 1951 (A), 1952 (A), 1953 (A), 1954 (A).
4 - Chaparral: 1993 (5A), 2010 (5A Div. II), 2011 (5A Div. II), 2019 (6A).
4 - Clifton: 1955 (2A), 1974 (2A), 1992 (1A), 1993 (1A).
4 - Deer Valley: 2006 (5A Div. II), 2018 (5A), 2019 (4A), 2023 (4A).
4 - Douglas: 1929 (AAA), 1932 (AAA), 1947 (AAA), 1976 (AA).
4 - Estrella Foothills: 2008 (3A), 2009 (3A), 2010 (3A), 2016 (Div. III).

AIA Boys Basketball Championships

4 - Flowing Wells: 1963 (A), 1968 (AA), 1969 (AA), 1974 (AA).
4 - Green Fields: 1989 (1A), 1990 (1A), 1991 (1A), 1992 (1A).
4 - Highland: 2000 (5A), 2002 (5A), 2009 (5A Div. I), 2023 (6A).
4 - Millennium: 2008 (4A Div. I), 2019 (5A), 2020 (5A), 2023 (5A).
4 - Mohave: 1973 (B), 1982 (B), 1983 (B), 2006 (4A Div. II).
4 - Orme School: 1995 (1A), 1999 (1A), 2006 (1A), 2011 (1A).
4 - Page: 1961 (2A), 2001 (4A), 2006 (4A Div. II), 2021 (3A).
4 - Pinnacle: 2013 (Div. I), 2014 (Div. I), 2018 (6A), 2018 (6A).
4 - Rancho Solano Prep: 2018 (2A), 2020 (2A), 2021 (2A), 2022 (2A).
4 - Ray: 1965 (B), 1981 (B), 1992 (2A), 2018 (1A).
4 - Round Valley: 1963 (B), 1982 (A), 1991 (3A), 2010 (3A).
4 - Window Rock: 1971 (A), 1978 (A), 1994 (3A), 1995 (3A).
3 - Ajo: 1952 (B), 1986 (2A), 1987 (2A).
3 - Bisbee: 1930 (AAA), 1994 (2A), 2016 (Div. V).
3 - Blue Ridge: 1993 (3A), 1997 (3A), 2018 (3A).
3 - Cactus: 1988 (4A), 1991 (4A), 1994 (4A).
3 - Camp Verde: 1967 (C), 1968 (C), 1993 (2A).
3 - Catalina: 1961 (AAA), 1963 (AAA), 1985 (AAA).
3 - Desert Christian: 2000 (2A), 2001 (2A), 2007 (2A).
3 - Glendale: 1946 (AAA), 1970 (AAA), 1985 (AA).
3 - Greenway: 1997 (4A), 1998 (4A), 2009 (4A Div. II).
3 - Ironwood Ridge: 2007 (4A Div. I), 2008 (5A Div. II), 2009 (5A Div. II).
3 - Joseph City: 1977 (C), 2003 (1A), 2004 (1A).
3 - Maryvale: 1968 (AAA), 1972 (AAA), 1973 (AAA).
3 - McClintock: 1986 (5A), 2004 (4A), 2010 (4A Div. I).
3 - Mingus Union: 1964 (B), 1973 (A), 1995 (4A).
3 - Morenci: 1970 (A), 1973 (A), 1975 (A).
3 - Mountain Pointe: 2018 (6A), 2020 (6A), 2021 (6A).
3 - North Valley Christian: 2020 (1A), 2021 (1A), 2023 (1A).
3 - Patagonia: 1971 (C), 1973 (C), 1979 (C).
3 - Payson: 1979 (B), 2007 (3A), 2008 (3A).
3 - Pueblo: 1977 (AAA), 1978 (AAA), 1983 (AAA).
3 - Sahuarita: 1981 (A), 1984 (A), 1985 (A).
3 - Salome: 1981 (C), 1985 (C), 1988 (1A).
3 - West: 1952 (AAA), 1954 (AAA), 1957 (AAA).
3 - Williams: 1979 (B), 1980 (B), 1985 (B).
2 - Alhambra: 1974 (AAA), 1985 (AAA).
2 - Apache Junction: 1977 (A), 1978 (A).
2 - Arcadia: 1961 (A), 2015 (Div. II).
2 - Buena: 1969 (AA), 1970 (AA).

2 - Casa Grande: 1961 (A), 1989 (4A).
2 - Centennial: 2021 (5A), 2022 (5A).
2 - Cesar Chavez: 2010 (5A Div. I), 2012 (Div. I).
2 - Coconino: 1973 (AA), 1989 (4A).
2 - Hopi: 1997 (2A), 1999 (2A).
2 - Lake Havasu: 1972 (B), 1984 (AA).
2 - Marcos de Niza: 2002 (5A), 2008 (5A Div. II).
2 - Maricopa: 1976 (C), 1982 (C).
2 - Mohave Accelerated: 2021 (1A), 2022 (1A).
2 - Northwest Christian: 1993 (1A), 2008 (2A).
2 - Perry: 2022 (6A), 2023 (Open).
2 - Phoenix Country Day: 2012 (Div. IV), 2016 (Div. IV).
2 - Phoenix Tech: 1953 (AAA), 1954 (AAA).
2 - Sabino: 1993 (4A), 2020 (3A).
2 - Santa Cruz Valley: 1955 (B), 1963 (A).
2 - Scottsdale Prep: 2014 (Div. IV), 2015 (Div. IV).
2 - Seton Catholic: 2004 (3A), 2006 (3A).
2 - Sunnyside: 1977 (AAA), 1993 (4A).
2 - Thunderbird: 1999 (4A), 2003 (4A).
2 - Tuba City: 2000 (3A), 2001 (3A).
2 - Valley Union: 1985 (C), 2009 (1A).
2 - Westwind Prep: 2010 (2A), 2011 (2A).
2 - Wickenburg: 1971 (B), 1992 (2A).
2 - Willcox: 1979 (A), 1997 (2A).
1 - ALA-Queen Creek: 2020 (3A).
1 - Antelope: 1977 (B).
1 - Baboquivari: 2023 (1A).
1 - Basha: 2017 (6A).
1 - Boulder Creek: 2010 (5A Div. II).
1 - Betty Fairfax: 2011 (5A Div. II).
1 - Campo Verde: 2023 (5A).
1 - Catalina Foothills: 2021 (5A).
1 - Chinle: 2009 (3A).
1 - Cholla: 1992 (4A).
1 - Clarkdale: 1930 (AAA).
1 - Combs: 2015 (Div. III).
1 - Cortez: 2014 (Div. III).
1 - Desert Edge: 2008 (4A Div. II).
1 - Desert Mountain: 2007 (5A Div. II).
1 - Dysart: 1969 (A).
1 - Ganado: 1996 (3A).
1 - Gerard: 1980 (AA).
1 - Gila Academy: 1922 (AAA).
1 - Grand Canyon: 1964 (C).
1 - Greyhills Academy: 2005 (3A).
1 - Hamilton: 2022 (6A).
1 - Hayden: 1984 (B).
1 - Highland Prep: 2023 (2A).
1 - Ironwood: 2020 (5A).
1 - Joy Christian: 2013 (Div. IV).
1 - Kingman: 1977 (AA).
1 - Lakeside: 1960 (C).
1 - Mayer: 1977 (C).
1 - Mesquite: 2022 (4A).
1 - Mogollon: 1994 (1A).
1 - Moon Valley: 1998 (4A).
1 - NFL Yet: 2017 (1A).
1 - Notre Dame Prep: 2007 (4A Div. II).
1 - Palo Verde: 2000 (4A).
1 - Paradise Honors: 2021 (4A).
1 - Precision: 2009 (2A).
1 - Prescott: 1996 (4A).

1 - Pusch Ridge: 2019 (3A).
1 - Rio Rico: 2004 (3A).
1 - San Carlos: 2016 (Div. V).
1 - San Manuel: 1965 (A).
1 - Scottsdale: 1953 (B).
1 - St. Michael: 2002 (1A).
1 - Surrey Garden: 2007 (1A).
1 - Tempe Prep: 2022 (1A).
1 - Trivium Prep: 2020 (2A).
1 - Westwood: 1972 (AAA).
1 - Yuma Catholic: 2016 (Div. IV).

HUNGRY?

We're always game!

ORegano's®
Neighborhood Italian Joint
CELEBRATING 30 YEARS



*Official Italian
All-Star of the*

AIA



OTTAWA UNIVERSITY ARIZONA

THE SPIRIT OF THE VALLEY

- 🏈 Championship Athletics
- 🏈 Growing Community in Surprise, AZ
- 🏈 Competitive Scholarships
- 🏈 Residential, Evening and Online Options
- 🏈 Top Notch Education
- 🏈 No Out-of-State Tuition

ottawa.edu | ouazspirit.com



OUAZ



AIA Girls Basketball Championships

Team Champions and Runners-Up

Year	Conf/Div	Champion	Coach	Runner-Up	Coach	Score
1973-74	All Classes	McNary (14-2)	Marie Velonis	Chinle (17-6)	Imogene Edwards	46-38
1974-75	All Classes	Valley Union (13-1)	Dale Mortenson	Florence (17-5)	Carol Gomes	56-48
1975-76	AAA/AA	Tuba City (14-5)	Kathy Lenington	Kingman (18-3)	Mary Lou Petijean	44-41
	A	Coolidge (19-2)	Beverly Fowler	Ray (18-6)	Sal Castro	43-40
	B	Clifton (14-2)	Don Street	Round Valley (13-7)	Robert Holland	42-37
	C	Joseph City (23-1)	Duane Jones	Valley Union (19-1)	Dale Mortenson	41-35
1976-77	AA (Spring)	Buena (22-1)	Larry Neidich	Xavier Prep (14-5)	Sister Lynn Winsor	33-30
	AA	Snowflake (23-3)	Loa Kay Bowthorpe	Globe (21-5)	Lou Rice	67-47
	A	Morenci (23-0)	Becky Deyo	Ray (17-3)	Edye Alexander	50-38
	B	Clifton (18-4)	Don Street	Valley (Sanders) (16-9)	Jeanate Williams	49-47
	C	Joseph City (23-3)	Duane Jones	McNary	Paul Mata	49-29
1977-78	AAA (Spring)	Chaparral (19-4)	Joe English	Saguaro	Lou Hallman	49-37
	AA	Safford (24-4)	John Bonefas	Globe	Lou Rich	61-31
	A	Tuba City (25-1)	Janet Lomakema	Morenci (17-5)	Becky Deyo	53-46
	B	Florence (20-0)	John White, Jr.	Tombstone (20-6)	Roger Flarrety	39-32
	C	Joseph City (26-1)	Duane Jones	Mayer (20-4)	Carrie Soriano	54-38
1978-79	AAA (Spring)	Coronado (23-2)	Jerry Smith	Apollo (18-5)	Jim Wilson	46-31
	AA	Winslow (23-2)	Don Petranovich	Gilbert (20-6)	Jim Pastor	58-54
	A	Morenci (23-0)	Mark Cushman	Ray (16-3)	Ken Huish	59-48
	B	Florence (18-0)	John White, Jr.	Clifton (20-3)	Don Street	55-31
	C	Joseph City (27-0)	Duane Jones	Mayer (19-5)	Carrie Soriano	43-28
1979-80	AAA (Spring)	Marcos de Niza (17-7)	Bob Yniguez	Coronado (23-2)	Jerry Smith	39-38 (OT)
	AA	Snowflake (20-6)	Mike McCauley	Corona del Sol (23-3)	Larry Hughes	57-56
	A	Morenci (19-6)	David Woodall	Valley (Sanders) (19-3)	Linda Jones	55-38
	B	Florence (23-1)	John White, Jr.	Round Valley (20-6)	Vernon Jensen	50-31
	C	St. David (17-8)	Bary Judd	Grand Canyon (11-5)	Mary Jo Sariscasny	49-37
1980-81	AAA (Spring)	Coronado (27-1)	Jerry Smith	Marcos de Niza (18-6)	Bob Yniguez	51-35
	AA	Corona del Sol (25-2)	Larry Hughes	Marana (21-4)	Mike Dyer	63-45
	A	Willcox (21-3)	Bob Nelson	San Manuel (19-6)	Sheila Baize	41-38
	B	Thatcher (23-3)	Bill Sharp	Round Valley (23-5)	Marlen LeSueur	41-40
	C	St. David (19-4)	Bary Judd	Seligman (20-4)	Gilbert Morales	50-45
1981-82	AAA (Spring)	Chandler (27-0)	Richard Pacheco	South Mountain (24-2)	Moody Jackson	44-32
	AA	Marana (25-1)	Mike Dyer	Safford (20-7)	John Bonefas	41-32
	A	Snowflake (24-4)	Mike McCauley	Many Farms (unk)	(unknown)	50-40
	B	Blue Ridge (19-8)	Ferrell Fish	Round Valley (24-2)	Brenda Hall	54-53 (OT)
	C	Seligman (22-1)	Gilbert Morales	St. David (17-8)	Bary Judd	45-39
1982-83	AAA (Spring)	Chandler (28-0)	Richard Pacheco	Sabino (22-5)	John Bart	54-49
	AA	Mingus Union (22-4)	Bill Thompson	Buckeye (18-4)	Jerry Nunez	58-50
	A	Safford (18-4)	Jack Carrell	Snowflake (15-8)	Mike McCauley	43-39
	B	Thatcher (23-2)	Bill Sharp	Morenci (19-7)	David Woodall	44-43
	C	St. David (21-2)	Bary Judd	Palo Verde Christian (18-4)	Roger Leon	42-34
1983-84	AAA (Spring)	Santa Rita (28-0)	Dave Lynch	Sabino (25-5)	John Bart	69-43
	AA	Gilbert (23-1)	Don Hornbeck	Marana (19-5)	Mike Dyer	22-20
	A	Snowflake (21-4)	Mike McCauley	Safford (19-3)	Jack Carrell	38-28
	B	Round Valley (22-5)	Brenda Hall	Blue Ridge (18-10)	Ferrell Fish	62-48
	C	Pima (18-6)	Helen Minick	Seligman (22-2)	Gilbert Morales	57-40
1984-85	AAA (Spring)	South Mountain (24-4)	Clement Chapman	Canyon del Oro (25-3)	Dan Huff	43-42
	AA	Marana (20-3)	Mike Dyer	Flowing Wells (17-6)	Ed Nymeyer	50-41
	A	Round Valley (24-3)	Brenda Hall	Miami (18-6)	Larry Anthony	42-38 (OT)
	B	Morenci (15-10)	Gary Walton	Benson (20-2)	Peter Bearse	53-36
	C	Fredonia (20-2)	Linda Kliesen	St. David (15-7)	Bary Judd	60-56
1985-86	5A (Spring)	Marcos de Niza (27-2)	Mike Matwick	Xavier Prep (25-4)	John Chambers	52-49 (OT)
	4A	Gilbert (26-2)	Don Hornbeck	Saguaro (20-8)	Lou Hallman	37-30
	3A	Window Rock (24-1)	Jimmy Skeet	Coconino (23-4)	Weldon Mickelson	47-46 (OT)
	2A	Tombstone (20-2)	John Escarcega	Camp Verde (14-9)	Dave Williams	45-41
	1A	Fort Thomas (16-5)	Barbara Stauffer	Palo Verde Christian (16-5)	Chuck Winkler	44-37

AIA Girls Basketball Championships

Year	Conf/Div	Champion	Coach	Runner-Up	Coach	Score
1986-87	5A (Spring)	Canyon del Oro (28-0)	Dan Huff	Mesa (16-14)	Betty Matwick	69-53
	4A	Cactus (27-1)	Jim Graham	Marana (24-2)	Mike Dyer	78-67
	3A	Miami (23-3)	Larry Anthony	Coconino (20-5)	Weldon Mickelson	46-39
	2A	Thatcher (23-1)	Bill Sharp	Phoenix Christian (19-4)	Mark Shaeffer	37-27
	1A	Seligman (21-1)	Joanne Curley	Mayer (18-6)	Ray Dowdy	45-43
1987-88	5A (Spring)	Mountain View (Mesa) (26-3)	Greg Sessions	Marcos de Niza (24-5)	Mike Matwick	57-44
	4A (Spring)	Peoria (22-6)	Bill Gollihare	Cactus (25-4)	Jim Graham	75-68
	4A (Winter)	Marana (25-1)	Mike Dyer	Sunnyside (25-3)	Steve Olguin	64-39
	3A	Window Rock (25-3)	Jimmy Skeet	Round Valley (16-12)	Mike Smith	74-44
	2A	Hopi (26-2)	Kent Knight	Thatcher (21-4)	Bill Sharp	53-50
	1A	Joseph City (21-5)	Teddi Baird	Mayer (24-1)	Ray Dowdy	55-53
1988-89	5A (Spring)	Marcos de Niza (26-3)	Mike Matwick	Mountain View (Mesa) (26-4)	Greg Sessions	60-41
	4A (Spring)	Peoria (29-0)	Bill Gollihare	Cactus (19-10)	Jim Graham	63-50
	4A (Winter)	Marana (25-1)	Mike Dyer	Page (22-7)	Michael Desper	60-45
	3A	Winslow (29-0)	Don Petranovich	Round Valley (23-7)	Mike Smith	48-36
	2A	Camp Verde (22-6)	David Williams	Willcox (22-2)	Rodolfo Rivera	40-39
	1A	Mayer (27-0)	Ray Dowdy	St. Michael (22-5)	Paul Frank	67-53
1989-90	5A (Spring)	Maryvale (19-6)	Osborn Shackelford	St. Mary's (26-2)	Frank Denogean	46-42
	5A (Winter)	Marcos de Niza (23-4)	Mike Matwick	Dobson (22-3)	Frank Campos	47-31
	4A (Spring)	Coronado (25-2)	Jim Ferrando	Cactus (21-6)	Jim Graham	57-32
	4A (Winter)	Sabino (25-3)	John Bart	Nogales (19-6)	Jeanne Coil	60-37
	3A	Winslow (30-1)	Don Petranovich	Snowflake (21-9)	Mike McCauley	51-50
	2A	Willcox (28-0)	Rodolfo Rivera	Arizona Lutheran (24-2)	Bob Gruetzmacher	60-53
	1A	Fredonia (24-3)	Linda Kliesen	Joseph City (22-8)	Teddi Baird	34-32
1990-91	5A (Spring)	Maryvale (24-3)	Osborn Shackelford	Shadow Mountain (17-11)	Ruben Cervantez	46-44
	5A (Winter)	Gilbert (29-2)	Miner Webster	Marcos de Niza (26-4)	Mike Matwick	61-54
	4A (Spring)	Coronado (26-0)	Jim Ferrando	Prescott (21-6)	Tom Bunger	46-13
	4A (Winter)	Page (12-16)	Jim Adkins	Sunnyside (19-5)	Tom Hoopingartner	62-51
	3A	Snowflake (23-8)	Mike McCauley	Winslow (27-4)	Don Petranovich	49-40
	2A	Arizona Lutheran (24-1)	Bob Gruetzmacher	St. Johns (19-9)	Ken Pulsipher	48-45
1991-92	1A	Fredonia (23-3)	Linda Kliesen	Seligman (21-1)	Joanne Curley	55-33
	5A (Spring)	St. Mary's (26-2)	Frank Denogean	Cibola (13-9)	Ben Ramirez	44-38
	5A (Winter)	Gilbert (29-1)	Miner Webster	Marcos de Niza (27-2)	Mike Matwick	72-67
	4A (Spring)	Coronado (24-2)	Jim Ferrando	Agua Fria (23-2)	David Goitia	53-48
	4A (Winter)	Flagstaff (18-13)	Doug Baker	Page (19-9)	Jim Adkins	77-67
	3A	Window Rock (29-2)	Jimmy Skeet	Winslow (31-1)	Don Petranovich	53-47
1992-93	2A	St. Johns (26-5)	Ken Pulsipher	Alchesay (22-9)	Downer White	70-51
	1A	St. David (25-4)	Bary Judd	St. Michael (21-7)	Sister Carol Elya	43-37
	5A (Spring)	St. Mary's (26-2)	Frank Denogean	Moon Valley (22-8)	Bud Greer	58-38
	5A (Winter)	Corona del Sol (25-4)	Larry Hughes	Chaparral (26-2)	Joe English	53-36
	4A (Spring)	Cactus (30-1)	Jim Graham	Coronado (21-4)	Jim Ferrando	56-40
	4A (Winter)	Sahuaro (28-4)	Jim Scott	Flowing Wells (28-3)	Marc Janis	50-34
1993-94	3A	Window Rock (30-0)	Jimmy Skeet	Monument Valley (21-7)	Robert Nash	51-42
	2A	St. Johns (22-7)	Ken Pulsipher	Camp Verde (27-3)	John Willey	59-41
	1A	St. Michael (20-4)	Sister Carol Elya	Seligman (22-3)	Joanne Curley	52-47 (OT)
	5A	Corona del Sol (25-6)	Larry Hughes	Shadow Mountain (24-2)	Ruben Cervantez	56-51 (OT)
	4A	Highland (27-3)	Miner Webster	Chaparral (27-2)	Joe English	35-31
	3A	Window Rock (22-5)	Jimmy Skeet	Monument Valley (21-10)	Robert Nash	46-45 (OT)
1994-95	2A	Tombstone (23-5)	Robert Bristow	Alchesay (23-7)	John Soisson	64-56
	1A	St. Michael (26-3)	Gary Morrow	Seligman (24-5)	Joanne Curley	61-49
	5A	South Mountain (27-2)	George Wray	Mountain Pointe (25-5)	Ed Dawson	52-40
	4A	Highland (32-0)	Miner Webster	Chaparral (25-6)	Joe English	50-31
	3A	Window Rock (23-3)	Jimmy Skeet	Winslow (23-6)	Don Petranovich	62-52
	2A	Duncan (28-1)	John Payne	St. Johns (22-10)	Ken Pulsipher	68-49
1995-96	1A	Seligman (25-3)	Joanne Curley	Northwest Christian (24-3)	Phil McKeown	42-37
	5A	Chandler (30-4)	Michael Desper	Mountain Pointe (27-3)	Ed Dawson	46-33
	4A	Chaparral (32-2)	Joe English	Thunderbird (31-3)	Steve Burke	48-38
	3A	Window Rock (24-7)	Amelia Holtsoi	Monument Valley (22-7)	Robert Nash	74-49
	2A	Alchesay (32-1)	Bruce Goode	Seton Catholic (26-2)	Karen Self	55-44
	1A	Northwest Christian (22-3)	Phil McKeown	Ft. Thomas (19-5)	Barbara Stauffer	44-37

AIA Girls Basketball Championships

Year	Conf/Div	Champion	Coach	Runner-Up	Coach	Score
1996-97	5A	Chandler (32-1)	Michael Desper	Mountain Pointe (30-6)	Ed Dawson	43-37
	4A	Catalina Foothills (31-2)	Patty Patton Shearer	Thunderbird (27-4)	Steve Burke	50-29
	3A	Snowflake (30-2)	Don Godfrey	Monument Valley	Robert Nash	58-45
	2A	Seton Catholic (27-3)	Karen Self	Duncan (25-5)	John Payne	65-52
	1A	St. Michael (21-6)	Joey Rollings	Salome (20-8)	Dan Wolfe	65-41
1997-98	5A	Mountain View (Mesa) (30-5)	Greg Sessions	Highland (32-4)	Miner Webster	47-39
	4A	Sahuaro (30-1)	Jim Scott	Saguaro (26-8)	Brent Carter	57-35
	3A	Winslow (31-2)	Don Petranovich	St. Johns (24-9)	Ken Pulsipher	74-33
	2A	Seton Catholic (32-1)	Karen Self	Thatcher (25-5)	Aaron Crandall	50-43
	1A	Desert Christian (27-4)	Dennis O'Reilly	Seligman (22-9)	Joanne Curley	42-41
1998-99	5A	Chandler (32-3)	Michael Desper	Mountain Pointe (32-6)	Ed Dawson	54-37
	4A	Page (28-5)	Mike Beall	Sahuaro (29-2)	Jim Scott	43-38
	3A	Monument Valley (21-10)	Robert Nash	Winslow (29-4)	Don Petranovich	46-37
	2A	Seton Catholic (32-2)	Karen Self	Thatcher (26-4)	David Hensen	39-30
	1A	Desert Christian (26-6)	Dennis O'Reilly	St. Michael (19-8)	Joey Rollings	38-35
1999-00	5A	Chandler (29-3)	Meg Giancesello	Mountain Pointe (30-2)	Ed Dawson	46-34
	4A	Moon Valley (28-6)	Bud Greer	Chaparral (27-6)	Joe English	46-45 (OT)
	3A	Tuba City (27-5)	Tamrya Rogers	Winslow (23-8)	Don Petranovich	41-33
	2A	Phoenix Country Day (34-2)	Andy Kiltz	Thatcher (27-1)	David Hensen	38-34 (OT)
	1A	St. Michael (30-6)	Joey Rollings	Joseph City (25-8)	Mike Sterkowitz	57-36
2000-01	5A	Corona del Sol (31-0)	Larry Hughes	Dobson (27-5)	Frank Campos	70-52
	4A	Chaparral (33-1)	Joe English	Sahuaro (39-3)	Jim Scott	44-35
	3A	Tuba City (30-3)	Tamrya Rogers	Winslow (24-6)	Don Petranovich	62-44
	2A	Thatcher (29-0)	David Henson	Desert Christian (26-10)	Dennis O'Reilly	53-43 (2OT)
	1A	Joseph City (27-5)	Mike Sterkowitz	St. Michael (24-2)	Joey Rollings	52-35
2001-02	5A	Mountain Pointe (30-5)	Dwayne Dobbeleare	Corona del Sol (25-6)	Larry Hughes	41-38
	4A	Thunderbird (30-1)	Steve Burke	Centennial (24-9)	Vance Setka	70-45
	3A	Tuba City (27-5)	Manuel Begay	Seton Catholic (31-4)	Karen Self	42-32
	2A	Thatcher (31-1)	David Henson	St. Johns (26-6)	Ken Pulsipher	48-39
	1A	Pima (24-6)	Brad Hemphill	Ft. Thomas (15-7)	Barbara Stauffer	61-48
2002-03	5A	Highland (35-0)	Miner Webster	Salpointe Catholic (31-2)	Pete Fajardo	41-38
	4A	Thunderbird (30-2)	Steve Burke	Chaparral (26-8)	Joe English	40-28
	3A	Round Valley (31-1)	Chris Matthews	Monument Valley (27-4)	Robert Nash	68-63
	2A	Thatcher (30-3)	Lee Maret	Valley Christian (28-5)	Scott Timmer	38-35
	1A	Pima (24-6)	Brad Hemphill	Cibecue(20-11)	Amy Cole	50-33
2003-04	5A	St. Mary's (35-0)	Frank Denogean	Desert Vista (25-7)	Henry Bribiescas	72-62
	4A	Cactus (29-2)	Jim Graham	Thunderbird (26-7)	Steve Burke	65-54
	3A	Winslow (29-2)	Don Petranovich	Monument Valley (29-5)	Robert Nash	76-69
	2A	Thatcher (27-4)	Lee Maret	St. Johns (29-5)	Ken Pulsipher	46-40
	1A	St. Michael (23-7)	Joe Kubicek	East Fork Lutheran (15-12)	Jess Quintero	65-53
2004-05	5A	Highland (32-5)	Miner Webster	St. Mary's (28-5)	Frank Denogean	55-51
	4A	Thunderbird (23-9)	Steve Burke	Page (23-9)	Mike Beall	45-32
	3A	Winslow (26-5)	Don Petranovich	Seton Catholic (28-7)	Karen Self	61-35
	2A	Pusch Ridge (30-2)	Lonnie Tvrdy	St. Johns (27-6)	Ken Pulsipher	43-27
	1A	Fredonia (25-1)	Linda Kliesen	Salome (21-7)	Byron Maynes	53-34
2005-06	5A Div. I	St. Mary's (26-4)	Frank Denogean	Red Mountain (27-5)	Martin Appel	69-57
	5A Div. II	Deer Valley (31-1)	Bill Gollihare	Flowing Wells (28-5)	Michael Perkins	50-44
	4A Div. I	Cactus (28-3)	Jim Graham	Saguaro (24-9)	Brent Carter	79-71
	4A Div. II	Washington (24-7)	Ty Bauer	Sinagua (26-6)	Jennifer Parker	66-62 (OT)
	3A	Monument Valley (28-3)	Robert Nash	Snowflake (30-5)	Don Godfrey	64-53
	2A	Pusch Ridge (31-2)	Lonnie Tvrdy	Red Mesa (12-14)	Alfred Begay	58-38
	1A	Fort Thomas (29-2)	Vanta Moses	Pima (20-11)	Brad Hemphill	60-45
2006-07	5A Div. I	Red Mountain (26-6)	Martin Appel	Mountain View (Mesa) (31-3)	Henry Bribiescas	46-34
	5A Div. II	Tolleson (26-7)	Todd Nelson	Westview (25-9)	Francisco Villa	52-29
	4A Div. I	Cactus (28-5)	Jim Graham	Pinnacle (21-14)	Jackie Van Patten	65-56
	4A Div. II	Washington (31-2)	Ty Bauer	Page (25-5)	Mike Beall	60-47
	3A	Ganado (27-4)	Nathan Brady	Winslow (28-4)	Don Petranovich	63-52
	2A	Pusch Ridge (32-1)	Lonnie Tvrdy	Camp Verde (26-9)	Mark Showers	46-36
	1A	Fredonia (19-2)	Noey Tom	Salt River (14-18)	Shawn Lytle	50-35

AIA Girls Basketball Championships

Year	Conf/Div	Champion	Coach	Runner-Up	Coach	Score
2007-08	5A Div. I	Highland (33-3)	Miner Webster	Chandler (22-9)	Zon Thompson	49-39
	5A Div. II	South Mountain (24-4)	Szudia Bragg	Pinnacle (29-5)	Jackie Van Patten	55-50
	4A Div. I	Flowing Wells (33-1)	Michael Perkins	Marana (23-5)	Corey Duck	56-24
	4A Div. II	Washington (26-3)	Ty Bauer	Page (25-5)	Mike Beall	60-39
	3A	Winslow (20-2)	Don Petranovich	Ganado (20-2)	Pete Butler	54-50
	2A	Pusch Ridge (32-4)	Lonnie Tvrdy	St. Johns (30-7)	Ken Pulsipher	35-29
	1A	Fredonia (30-2)	Trish Spendlove	Rock Point (23-4)	Melvin Arthur	58-53
2008-09	5A Div. I	Highland (35-1)	Miner Webster	St. Mary's (26-3)	Curtis Ekmark	51-48
	5A Div. II	Tolleson (29-3)	Todd Nelson	Pinnacle (26-5)	Jackie Van Patten	59-57
	4A Div. I	Canyon del Oro (32-1)	Kerri Brown	McClintock (23-8)	Eric Magana	49-45
	4A Div. II	Raymond Kellis (29-3)	Samantha Middagh	Page (25-6)	Jim Adkins	50-43
	3A	Monument Valley (22-9)	Robert Nash	Winslow (29-2)	Don Petranovich	47-46
	2A	St. Johns (28-5)	Ken Pulsipher	Willcox (24-4)	Tammy Hall	49-34
	1A	Surrey Garden (23-12)	Kerry Pearson	Pima (30-4)	Brad Hemphill	42-33
2009-10	5A Div. I	Dobson (29-7)	Tyler Dumas	St. Mary's (23-6)	Curtis Ekmark	61-59 (OT)
	5A Div. II	Tolleson (28-5)	Todd Nelson	Pinnacle (23-11)	Jackie Clayton	52-43
	4A Div. I	Shadow Mountain (26-5)	Gerrard Carmichael	Apollo (24-5)	Susan Prado-Ortiz	43-34
	4A Div. II	Seton Catholic (29-4)	Karen Self	Page (21-5)	Justin Smith	57-34
	3A	Winslow (18-4)	Don Petranovich	Window Rock (19-3)	Charles Chong	51-40
	2A	Valley Christian (30-0)	Scott Timmer	Pima (27-5)	Brad Hemphill	33-28
	1A	Salt River (32-4)	Shawn Lytle	Gila Bend (31-3)	Dallas Luttrell	66-51
2010-11	5A Div. I	St. Mary's (28-2)	Curtis Ekmark	Chandler (25-6)	Zon Thompson	73-60
	5A Div. II	Tolleson (27-5)	Todd Nelson	Pinnacle (24-8)	Jackie Clayton	65-47
	4A Div. I	Apollo (25-5)	Susan Prado-Ortiz	Shadow Mountain (16-3)	Gerrard Carmichael	58-48
	4A Div. II	Seton Catholic (29-3)	Karen Self	Thunderbird (24-7)	Barry Ringel	61-49
	3A	Window Rock (33-1)	Charles Chong	Monument Valley (26-8)	Robert Nash	41-20
	2A	Valley Christian (28-2)	Scott Timmer	Thatcher (27-4)	Dave Henson	53-35
	1A	Gilbert Christian (27-2)	Daryl Young	Fort Thomas (22-8)	Lee Haws	44-31
2011-12	Div. I	St. Mary's (30-0)	Curtis Ekmark	Hamilton (27-8)	Jeff Kain	65-40
	Div. II	Seton Catholic (26-8)	Karen Self	Peoria (31-5)	Leslie Saulsby	52-44
	Div. III	Page (31-2)	Justin Smith	Winslow (24-6)	Jerron Jordan	46-38
	Div. IV	Tempe Prep (22-3)	Nancy Calahan	Joseph City (18-7)	John Bryant	46-38
2012-13	Div. I	St. Mary's (29-1)	Curtis Ekmark	Pinnacle (33-3)	Troy Wiese	49-37
	Div. II	Saguaro (26-9)	Chris Young	Flowing Wells (29-5)	Michael Perkins	49-38
	Div. III	Winslow (27-5)	Jerron Jordan	Valley (Sanders) (27-4)	Julia Six	45-40
	Div. IV	Salt River (29-0)	Shawn Lytle	Tempe Prep (22-6)	Nancy Calahan	37-35
2013-14	Div. I	Desert Vista (30-2)	J'ontar Coleman	Westview (26-7)	Lisa Contreras	53-37
	Div. II	Seton Catholic (32-3)	Karen Self	Cienega (26-2)	Paul Reed	37-30
	Div. III	Fountain Hills (25-3)	Amanda Baca	Valley Christian (33-1)	Scott Timmer	51-36
	Div. IV	Gilbert Christian (29-5)	Daryl Young	St. David (28-4)	Laron Richardson	32-30
2014-15	Div. I	Dobson (30-2)	Tyler Dumas	Millennium (28-5)	Cory Rojeck	58-49
	Div. II	Maricopa (30-5)	Kati Burrows	Seton Catholic (29-6)	Karen Self	52-49
	Div. III	Page (35-1)	Justin Smith	Tuba City (24-10)	Kim Williams	54-42
	Div. IV	Phoenix Christian (30-5)	Bruce Consier	Valley (Sanders) (28-4)	Dorothy Mitchell	67-61
2015-16	Div. I	Hamilton (26-4)	Trevor Neider	Mesquite (26-6)	Candice Gonzales	56-46
	Div. II	Seton Catholic (31-1)	Karen Self	Cactus Shadows (28-5)	Richie Willis	49-40
	Div. III	South Mountain (25-8)	Kisha Gqyn	Valley Christian (30-3)	Scott Timmer	58-55
	Div. IV	Thatcher (23-6)	Russ Jones	Ganado (24-11)	Mike Bitsuie	36-33
	Div. V	Valley (Sanders) (28-1)	Dee Mitchell	Rock Point (18-3)	Marlla Begay	77-40
2016-17	6A	Valley Vista (23-6)	Rachel Matakas	Millennium (24-8)	Cory Rojeck	44-36
	5A	Mesquite (31-1)	Candice Gonzales	Sierra Linda (27-3)	Desirae Carranza	59-38
	4A	Seton Catholic (29-4)	Karen Self	Cactus Shadows (26-5)	Richie Willis	61-27
	3A	Valley Christian (26-3)	Scott Timmer	Page (26-4)	Ryan Whitehorse	41-40
	2A	Valley (Sanders) (31-2)	Dorothy Mitchell	Leading Edge Academy (30-3)	Erik Gray	70-39
	1A	St. Michael (20-4)	Carl Adams	Rock Point (19-7)	Andrew Reed	57-35
2017-18	6A	Valley Vista (25-6)	Rachel Matakas	Xavier Prep (27-6)	Jennifer Gillom	68-55
	5A	Chaparral (26-5)	Brian Porth	Mesquite (27-4)	Candice Gonzales	63-55
	4A	Seton Catholic (29-3)	Karen Self	Pueblo (30-3)	Ismael Galindo	55-42
	3A	Page (22-9)	Ryan Whitehorse	Monument Valley (14-16)	Jason Franklin	44-41
	2A	Leading Edge Academy (27-4)	Erik Gray	Sedona Red Rock (27-2)	Dave Moncibaez	50-44
	1A	St. Michael (24-6)	Carl Adams	Baboquivari (26-5)	Joseph Mease	60-44

AIA Girls Basketball Championships

Year	Conf/Div	Champion	Coach	Runner-Up	Coach	Score
2018-19	6A	Hamilton (26-5)	Trevor Neider	Xavier Prep (23-5)	Jennifer Gillom	45-33
	5A	Millennium (23-3)	Cory Rojeck	Gilbert (25-6)	Kyle Pederson	66-40
	4A	Shadow Mountain (28-2)	Erica Farnsworth	Seton Catholic (24-7)	Karen Self	54-31
	3A	Page (27-4)	Ryan Whitehorse	Holbrook (26-5)	Greg Perkins	46-33
	2A	Alchesay (26-7)	Rick Sanchez	Scottsdale Christian (26-5)	Bob Fredericks	40-36
	1A	Mogollon (28-4)	Jim Maner	Baboquivari (32-2)	Joseph Mease	58-42
2019-20	6A	Valley Vista (29-3)	Rachel Matakas	Hamilton (23-8)	Trevor Neider	42-38
	5A	Millennium (27-4)	Cory Rojeck	Sunrise Mountain (26-5)	Jennifer Tolle	59-30
	4A	Seton Catholic (26-3)	Karen Self	Sahuaro (28-2)	Steve Botkin	70-40
	3A	Sabino (28-4)	Jamaal Rhodes	Page (25-6)	Ryan Whitehorse	42-35
	2A	Thatcher (28-4)	Dennis Griffin	Camp Verde (29-3)	Mark Showers	51-50
	1A	Rock Point (25-4)	Andrew Reed	Baboquivari (24-7)	Joseph Mease	69-61
2020-21	6A	Valley Vista (17-1)	Rachel Matakas	Hamilton (19-2)	Trevor Neider	49-41
	5A	Millennium (15-4)	Kevin Thomas	Flowing Wells (15-4)	Michael Perkins	62-39
	4A	Seton Catholic (20-1)	Karen Self	Salpointe Catholic (18-2)	Joe Luevano	70-62
	3A	Page (18-0)	Ryan Whitehorse	Snowflake (18-2)	Joseph Clare	36-32
	2A	Pima (20-1)	Roy Corona	Sedona Red Rock (15-1)	Kirk Westervelt	50-48 (OT)
	1A	Fort Thomas (20-2)	Lee Haws	Mogollon (11-6)	Jim Maner	56-29
2021-22	6A	Valley Vista (25-5)	Rachel Matakas	Perry (22-10)	Mike Curtis	68-46
	5A	Millennium (21-9)	Kevin Thomas	Flowing Wells (29-2)	Michael Perkins	46-28
	4A	Salpointe Catholic (24-4)	Joe Luevano	Flagstaff (29-3)	Tyrone Johnson	65-48
	3A	Alchesay (24-10)	Rick Sanchez	Chinle (20-13)	Francine McCurtain	66-64 (OT)
	2A	Pima (29-1)	Roy Corona	Sedona Red Rock (24.2)	Kirk Westervelt	38-36
	1A	Rock Point (19-1)	Andrew Reed	Fort Thomas (30-4)	Lee Haws	64-43
2022-23	Open	Desert Vista (28-3)	Dave Williams	Millennium (20-9)	Danny Soliman	63-37
	6A	Valley Vista (23-9)	Brooklynn Hinkens	Dobson (23-9)	Henry Bribiescas	48-46
	5A	Sunrise Mountain (27-5)	Jennifer Tolle	Canyon View (23-8)	Desirae Carranza	52-47
	4A	Flagstaff (26-6)	Tyrone Johnson	Pueblo (23-8)	Ismael Galindo	68-65
	3A	Alchesay (24-11)	Rick Sanchez	Show Low (24-10)	Christie Francis	52-35
	2A	Phoenix Country Day (29-2)	Sean Newland	Pima (27-3)	Roy Corona	54-43
	1A	Rock Point (26-2)	Andrew Reed	Joseph City (28-8)	Dan Bushman	49-45

AIA Girls Basketball Championships

Team Records

Championships Won

12 - Seton Catholic: 1997 (2A), 1998 (2A), 1999 (2A), 2010 (4A Div. II), 2011 (4A Div. II), 2012 (Div. II), 2014 (Div. II), 2016 (Div. II), 2017 (4A), 2018 (4A), 2020 (4A), 2021 (4A).
9 - Thatcher: 1981 (B), 1983 (B), 1987 (2A), 2001 (2A), 2002 (2A), 2003 (2A), 2004 (2A), 2016 (Div. IV), 2020 (2A).
9 - Winslow: 1979 (AA), 1989 (3A), 1990 (3A), 1998 (3A), 2004 (3A), 2005 (3A), 2008 (3A), 2010 (3A), 2013 (Div. III).
8 - Window Rock: 1986 (3A), 1988 (3A), 1992 (3A), 1993 (3A), 1994 (3A), 1995 (3A), 1996 (3A), 2011 (3A).
7 - Page: 1991 (4A), 1999 (4A), 2012 (Div. III), 2015 (Div. III), 2018 (3A), 2019 (3A), 2021 (3A).
7 - St. Mary's: 1992 (5A Spring), 1993 (5A Spring), 2004 (5A), 2006 (5A Div. I), 2011 (5A Div. I), 2012 (Div. I), 2013 (Div. I).
7 - St. Michael: 1993 (1A), 1994 (1A), 1997 (1A), 2000 (1A), 2004 (1A), 2017 (1A), 2018 (1A).
6 - Chandler: 1982 (AAA), 1983 (AAA), 1996 (5A), 1997 (5A), 1999 (5A), 2000 (5A).
6 - Fredonia: 1985 (C), 1990 (1A), 1991 (1A), 2005 (1A), 2007 (1A), 2008 (1A).
6 - Highland: 1994 (4A), 1995 (4A), 2003 (5A), 2005 (5A), 2008 (5A Div. I), 2009 (5A Div. I).
6 - Joseph City: 1976 (C), 1977 (C), 1978 (C), 1979 (C), 1988 (1A), 2001 (1A).
6 - Snowflake: 1977 (AA), 1980 (AA), 1982 (A), 1984 (A), 1991 (3A), 1997 (3A).
6 - Valley Vista: 2017 (6A), 2018 (6A), 2020 (6A), 2021 (6A), 2022 (6A), 2023 (6A).
5 - Cactus: 1987 (4A), 1993 (4A Spring), 2004 (4A), 2006 (4A Div. I), 2007 (4A Div. I).
5 - Coronado: 1979 (AAA), 1981 (AAA), 1990 (4A Spring), 1991 (4A Spring), 1992 (4A Spring), 1994 (4A Spring).
5 - Pima: 1984 (C), 2002 (1A), 2003 (1A), 2021 (2A), 2022 (2A).
5 - Tuba City: 1976 (AAA/AA), 1978 (A), 2000 (3A), 2001 (3A), 2002 (3A).
4 - Alchesay: 1996 (2A), 2019 (2A), 2022 (3A), 2023 (3A).
4 - Chaparral: 1978 (AAA), 1996 (4A), 2001 (4A), 2003 (4A), 2018 (5A).
4 - Corona del Sol: 1981 (AA), 1993 (5A Winter), 1994 (5A), 2001 (5A).
4 - Gilbert: 1984 (AA), 1986 (4A), 1991 (5A Winter), 1992 (5A Winter).
4 - Marana: 1982 (AA), 1985 (AA), 1988 (4A Winter), 1989 (4A Winter).
4 - Marcos de Niza: 1980 (AAA), 1986 (5A), 1989 (5A), 1990 (5A Winter).
4 - Millennium: 2019 (5A), 2020 (5A), 2021 (5A), 2022 (5A).
4 - Morenci: 1977 (A), 1979 (A), 1980 (A), 1985 (B).
4 - Pusch Ridge: 2005 (2A), 2006 (2A), 2007 (2A), 2008 (2A).
4 - South Mountain: 1985 (AAA), 1995 (5A), 2008 (5A Div. II), 2016 (Div. III).

4 - St. David: 1980 (C), 1981 (C), 1983 (C), 1992 (1A).
4 - Tolleson: 2007 (5A Div. II), 2009 (5A Div. II), 2010 (5A Div. II), 2011 (5A Div. II).
3 - Florence: 1978 (B), 1979 (B), 1980 (B).
3 - Fort Thomas: 1986 (1A), 2006 (1A), 2021 (1A).
3 - Monument Valley: 1999 (3A), 2006 (3A), 2009 (3A).
3 - Rock Point: 2020 (1A), 2022 (1A), 2023 (1A).
3 - Round Valley: 1984 (B), 1985 (A), 2003 (3A).
3 - Seligman: 1982 (C), 1987 (1A), 1995 (1A).
3 - St. Johns: 1992 (2A), 1993 (2A), 2009 (2A).
3 - Thunderbird: 2002 (4A), 2003 (4A), 2005 (4A).
3 - Valley Christian: 2010 (2A), 2011 (2A), 2017 (3A).
3 - Washington: 2006 (4A Div. II), 2007 (4A Div. II), 2008 (4A Div. II).
2 - Canyon del Oro: 1987 (5A), 2009 (4A Div. I).
2 - Clifton: 1976 (B), 1977 (B).
2 - Desert Christian: 1998 (1A), 1999 (1A).
2 - Desert Vista: 2014 (Div. I), 2023 (Open).
2 - Dobson: 2010 (5A Div. I), 2015 (Div. I).
2 - Flagstaff: 1992 (4A Winter), 2023 (4A).
2 - Gilbert Christian: 2011 (1A), 2014 (Div. IV).
2 - Hamilton: 2016 (Div. I), 2019 (6A).
2 - Maryvale: 1990 (5A Spring), 1991 (5A Spring).
2 - Mountain View (Mesa): 1988 (5A), 1998 (5A).
2 - Peoria: 1988 (4A Spring), 1989 (4A Spring).
2 - Phoenix Country Day: 2000 (2A), 2023 (2A).
2 - Sabino: 1990 (4A Winter), 2020 (3A).
2 - Safford: 1978 (AA), 1983 (A).
2 - Sahuaro: 1998 (4A), 2001 (4A).
2 - Salt River: 2010 (1A), 2013 (Div. IV).
2 - Shadow Mountain: 2010 (4A Div. I), 2019 (4A).
2 - Tombstone: 1986 (2A), 1994 (2A).
2 - Valley (Sanders): 2016 (Div. V), 2017 (2A).
2 - Willcox: 1981 (A), 1990 (2A).
1 - Apollo: 2011 (4A Div. I).
1 - Arizona Lutheran: 1991 (2A).
1 - Blue Ridge: 1982 (B).
1 - Buena: 1977 (5A).
1 - Camp Verde: 1989 (2A).
1 - Coolidge: 1976 (A).
1 - Deer Valley: 2006 (5A Div. II).
1 - Duncan: 1995 (2A).
1 - Flowing Wells: 2008 (4A Div. I).
1 - Fountain Hills: 2014 (Div. III).
1 - Ganado: 2007 (3A).
1 - Hopi: 1988 (2A).
1 - Leading Edge Academy: 2018 (2A).
1 - Maricopa: 2015 (Div. II).
1 - Mayer: 1989 (1A).
1 - McNary: 1974 (All Classes).
1 - Mesquite: 2017 (5A).
1 - Miami: 1987 (3A).
1 - Mingus Union: 1983 (AA).
1 - Mogollon: 2019 (1A).
1 - Moon Valley: 2000 (4A).
1 - Mountain Pointe: 2002 (5A).

1 - Northwest Christian: 1996 (1A).
1 - Phoenix Christian: 2015 (Div. IV).
1 - Raymond Kellis: 2009 (4A Div. II).
1 - Red Mountain: 2007 (5A Div. I).
1 - Saguaro: 2013 (Div. II).
1 - Salpointe Catholic: 2022 (4A).
1 - Santa Rita: 1984 (AAA).
1 - Sunrise Mountain: 2023 (5A).
1 - Surrey Garden: 2009 (1A).
1 - Tempe Prep: 2013 (Div. IV).
1 - Valley Union: 1975 (All Classes).

Most Consecutive Championships

5 - Window Rock: 1992 (3A), 1993 (3A), 1994 (3A), 1995 (3A), 1996 (3A).
4 - Joseph City: 1976 (C), 1977 (C), 1978 (C), 1979 (1A).
4 - Millennium: 2019 (5A), 2020 (5A), 2021 (5A), 2022 (5A).
4 - Pusch Ridge: 2005 (2A), 2006 (2A), 2007 (2A), 2008 (2A).
4 - Thatcher: 2001 (2A), 2002 (2A), 2003 (2A), 2004 (2A).
4 - Valley Vista: 2020 (6A), 2021 (6A), 2022 (6A), 2023 (6A).
3 - Coronado: 1990 (4A Spring), 1991 (4A Spring), 1992 (4A Spring).
3 - Florence: 1978 (B), 1979 (B), 1980 (B).
3 - Seton Catholic: 1997 (2A), 1998 (2A), 1999 (2A).
3 - Seton Catholic: 2010 (4A Div. II), 2011 (4A Div. II), 2012 (Div. II).
3 - Seton Catholic: 2016 (Div. II), 2017 (4A), 2018 (4A).
3 - St. Mary's: 2011 (5A Div. I), 2012 (Div. I), 2013 (Div. I).
3 - Tolleson: 2009 (5A Div. II), 2010 (5A Div. II), 2011 (5A Div. II).
3 - Tuba City: 2000 (3A), 2001 (3A), 2002 (3A).
3 - Washington: 2006 (4A Div. II), 2007 (4A Div. II), 2008 (4A Div. II).

Current Consecutive Championships

4 - Valley Vista: 2020 (6A), 2021 (6A), 2022 (6A), 2023 (6A).
2 - Alchesay: 2022 (3A), 2023 (3A).
2 - Rock Point: 2022 (1A), 2023 (1A).

AIA Girls Basketball Championships

Championship Appearances

18 - Winslow: 1979 (AA), 1989 (3A), 1990 (3A), 1991 (3A), 1992 (3A), 1995 (3A), 1998 (3A), 1999 (3A), 2000 (3A), 2001 (3A), 2004 (3A), 2005 (3A), 2007 (3A), 2008 (3A), 2009 (3A), 2010 (3A), 2012 (Div. III), 2013 (Div. III).

17 - Seton Catholic: 1996 (2A), 1997 (2A), 1998 (2A), 1999 (2A), 2002 (3A), 2005 (3A), 2010 (4A Div. II), 2011 (4A Div. II), 2012 (Div. II), 2014 (Div. II), 2015 (Div. II), 2016 (Div. II), 2017 (4A), 2018 (4A), 2019 (4A), 2020 (4A), 2021 (4A).

16 - Page: 1989 (4A), 1991 (4A), 1992 (4A), 1999 (4A), 2005 (4A), 2007 (4A Div. II), 2008 (4A Div. II), 2009 (4A Div. II), 2010 (4A Div. II), 2012 (Div. III), 2015 (Div. III), 2017 (3A), 2018 (3A), 2019 (3A), 2020 (3A), 2021 (3A).

14 - Thatcher: 1981 (B), 1983 (B), 1987 (2A), 1988 (2A), 1998 (2A), 1999 (2A), 2000 (2A), 2001 (2A), 2002 (2A), 2003 (2A), 2004 (2A), 2011 (2A), 2016 (Div. IV), 2020 (2A).

11 - Monument Valley: 1993 (3A), 1994 (3A), 1996 (3A), 1997 (3A), 1999 (3A), 2003 (3A), 2004 (3A), 2006 (3A), 2009 (3A), 2011 (3A), 2018 (3A).

11 - St. Mary's: 1990 (5A Spring), 1992 (5A Spring), 1993 (5A Spring), 2004 (5A), 2005 (5A), 2006 (5A Div. I), 2009 (5A Div. I), 2010 (5A Div. I), 2011 (5A Div. I), 2012 (Div. I), 2013 (Div. I).

11 - St. Michael: 1989 (1A), 1992 (1A), 1993 (1A), 1994 (1A), 1997 (1A), 1999 (1A), 2000 (1A), 2001 (1A), 2004 (1A), 2017 (1A), 2018 (1A).

10 - Joseph City: 1976 (C), 1977 (C), 1978 (C), 1979 (C), 1988 (1A), 1990 (1A), 2000 (1A), 2001 (1A), 2012 (Div. IV), 2023 (1A).

10 - Snowflake: 1977 (AA), 1980 (AA), 1982 (A), 1983 (A), 1984 (A), 1990 (3A), 1991 (3A), 1997 (3A), 2006 (3A), 2021 (3A).

10 - St. Johns: 1991 (2A), 1992 (2A), 1993 (2A), 1995 (2A), 1998 (3A), 2002 (2A), 2004 (2A), 2005 (2A), 2008 (2A), 2009 (2A).

9 - Chaparral: 1978 (AAA), 1993 (5A Winter), 1994 (4A), 1995 (4A), 1996 (4A), 2000 (4A), 2001 (4A), 2003 (4A), 2018 (5A).

9 - Pima: 1984 (C), 2002 (1A), 2003 (1A), 2006 (1A), 2009 (1A), 2010 (2A), 2021 (2A), 2022 (2A), 2023 (2A).

9 - Round Valley: 1976 (B), 1980 (B), 1981 (B), 1982 (B), 1984 (B), 1985 (A), 1988 (3A), 1989 (3A), 2003 (3A).

9 - Seligman: 1981 (C), 1982 (C), 1984 (C), 1987 (1A), 1991 (1A), 1993 (1A), 1994 (1A), 1995 (1A), 1998 (1A).

9 - Window Rock: 1986 (3A), 1988 (3A), 1992 (3A), 1993 (3A), 1994 (3A), 1995 (3A), 1996 (3A), 2010 (3A), 2011 (3A).

8 - Cactus: 1987 (4A), 1988 (4A Spring), 1989 (4A Spring), 1990 (4A Spring), 1993 (4A Spring), 2004 (4A), 2006 (4A Div. I), 2007 (4A Div. I).

8 - Chandler: 1982 (AAA), 1983 (AAA), 1996 (5A), 1997 (5A), 1999 (5A), 2000 (5A), 2008 (5A Div. I), 2011 (5A Div. I).

8 - Marana: 1981 (AA), 1982 (AA), 1984 (AA), 1985 (AA), 1987 (4A), 1988 (4A Winter), 1989 (4A Winter), 2008 (4A Div. I).

8 - Marcos de Niza: 1980 (AAA), 1981 (AAA), 1986 (5A), 1988 (5A), 1989 (5A), 1990 (5A Winter), 1991 (5A Winter), 1992 (5A Winter).

7 - Coronado: 1979 (AAA), 1980 (AAA), 1981 (AAA), 1990 (4A Spring), 1991 (4A Spring), 1992 (4A Spring), 1993 (4A Spring), 1994 (4A Spring).

7 - Flowing Wells: 1985 (AAA), 1993 (4A), 2006 (5A Div. II), 2008 (4A Div. I), 2013 (Div. II), 2021 (5A), 2022 (5A).

7 - Highland: 1994 (4A), 1995 (4A), 1998 (5A), 2003 (5A), 2005 (5A), 2008 (5A Div. I), 2009 (5A Div. I).

7 - Millennium: 2015 (Div. I), 2017 (6A), 2019 (5A), 2020 (5A), 2021 (5A), 2022 (5A), 2023 (Open).

7 - St. David: 1980 (C), 1981 (C), 1982 (C), 1983 (C), 1985 (C), 1992 (1A), 2014 (Div. IV).

7 - Thunderbird: 1996 (4A), 1997 (4A), 2002 (4A), 2003 (4A), 2004 (4A), 2005 (4A), 2011 (4A Div. II).

6 - Alcheyay: 1992 (2A), 1994 (2A), 1996 (2A), 2019 (2A), 2022 (3A), 2023 (3A).

6 - Corona del Sol: 1980 (AA), 1981 (AA), 1993 (5A Winter), 1994 (5A), 2001 (5A), 2002 (5A).

6 - Fredonia: 1985 (C), 1990 (1A), 1991 (1A), 2005 (1A), 2007 (1A), 2008 (1A).

6 - Gilbert: 1979 (AA), 1984 (AA), 1986 (4A), 1991 (5A Winter), 1992 (5A Winter), 2019 (5A).

6 - Morenci: 1977 (A), 1978 (A), 1979 (A), 1980 (A), 1983 (B), 1985 (B).

6 - Mountain Pointe: 1995 (5A), 1996 (5A), 1997 (5A), 1999 (5A), 2000 (5A), 2002 (5A).

6 - Pinnacle: 2007 (4A Div. I), 2008 (5A Div. II), 2009 (5A Div. II), 2010 (5A Div. II), 2011 (5A Div. II), 2013 (Div. I).

6 - Rock Point: 2008 (1A), 2016 (Div. V), 2017 (1A), 2020 (1A), 2022 (1A), 2023 (1A).

6 - Tuba City: 1976 (AAA/AA), 1978 (A), 2000 (3A), 2001 (3A), 2002 (3A), 2015 (Div. III).

6 - Valley (Sanders): 1977 (B), 1980 (A), 2013 (Div. III), 2015 (Div. IV), 2016 (Div. V), 2017 (2A).

6 - Valley Christian: 2003 (2A), 2010 (2A), 2011 (2A), 2014 (Div. III), 2016 (Div. III), 2017 (3A).

6 - Valley Vista: 2017 (6A), 2018 (6A), 2020 (6A), 2021 (6A), 2022 (6A), 2023 (6A).

5 - Camp Verde: 1986 (2A), 1989 (2A), 1993 (2A), 2007 (2A), 2020 (2A).

5 - Dobson: 1990 (5A Winter), 2001 (5A), 2010 (5A Div. I), 2015 (Div. I), 2023 (6A).

5 - Fort Thomas: 1986 (1A), 2006 (1A), 2011 (1A), 2021 (1A), 2022 (1A).

5 - Hamilton: 2012 (Div. I), 2016 (Div. I), 2019 (6A), 2020 (6A), 2021 (6A).

5 - Mayer: 1978 (C), 1979 (C), 1987 (1A), 1988 (1A), 1989 (1A).

5 - Saguaro: 1978 (AAA), 1986 (4A), 1998 (4A), 2006 (4A Div. I), 2013 (Div. II).

5 - Sahuaro: 1993 (4A Winter), 1998 (4A), 1999 (4A), 2001 (4A), 2020 (4A).

5 - Shadow Mountain: 1991 (5A Spring), 1994 (5A), 2010 (4A Div. I), 2011 (4A Div. I), 2019 (4A).

5 - South Mountain: 1982 (AAA), 1985 (AAA), 1995 (5A), 2008 (5A Div. II), 2016 (Div. III).

4 - Florence: 1975 (All Classes), 1978 (B), 1979 (B), 1980 (B).

4 - Mountain View (Mesa): 1988 (5A), 1989 (5A), 1998 (5A), 2007 (5A Div. I).

4 - Pusch Ridge: 2005 (2A), 2006 (2A), 2007 (2A), 2008 (2A).

4 - Sabino: 1983 (AAA), 1984 (AAA), 1990 (4A Winter), 2020 (3A).

4 - Safford: 1978 (AA), 1982 (AA), 1983 (A), 1984 (A).

4 - Tolleson: 2007 (5A Div. II), 2009 (5A Div. II), 2010 (5A Div. II), 2011 (5A Div. II).

4 - Willcox: 1981 (A), 1989 (2A), 1990 (2A), 2009 (2A).

4 - Xavier Prep: 1977 (AAA), 1986 (5A), 2018 (6A), 2019 (6A).

3 - Apollo: 1979 (AAA), 2010 (4A Div. I), 2011 (4A Div. I).

3 - Baboquivari: 2018 (1A), 2019 (1A), 2020 (1A).

3 - Canyon del Oro: 1985 (AAA), 1987 (5A), 2009 (4A Div. I).

3 - Clifton: 1976 (B), 1977 (B), 1979 (B).

3 - Desert Christian: 1998 (1A), 1999 (1A), 2001 (2A).

3 - Desert Vista: 2004 (5A), 2014 (Div. I), 2023 (Open).

3 - Flagstaff: 1992 (4A Winter), 2022 (4A), 2023 (4A).

3 - Ganado: 2007 (3A), 2008 (3A), 2016 (Div. IV).

3 - Mesquite: 2016 (Div. I), 2017 (5A), 2018 (5A).

3 - Peoria: 1988 (4A Spring), 1989 (4A Spring), 2012 (Div. II).

3 - Ray: 1976 (A), 1977 (A), 1979 (A).

3 - Salpointe Catholic: 2003 (5A), 2021 (4A), 2022 (4A).

3 - Salt River: 2007 (1A), 2010 (1A), 2013 (Div. IV).

3 - Sedona Red Rock: 2018 (2A), 2021 (2A), 2022 (2A).

3 - Tombstone: 1978 (B), 1986 (2A), 1994 (2A).

3 - Washington: 2006 (4A Div. II), 2007 (4A Div. II), 2008 (4A Div. II).

2 - Arizona Lutheran: 1990 (2A), 1991 (2A).

2 - Blue Ridge: 1982 (B), 1984 (B).

2 - Cactus Shadows: 2016 (Div. II), 2017 (4A).

2 - Chinle: 1974 (All Classes), 2022 (3A).

2 - Coconino: 1986 (3A), 1987 (3A).

2 - Duncan: 1995 (2A), 1997 (2A).

2 - Gilbert Christian: 2011 (1A), 2014 (Div. IV).

2 - Globe: 1977 (AA), 1978 (AA).

2 - Leading Edge Academy: 2017 (2A), 2018 (2A).

2 - Maryvale: 1990 (5A Spring), 1991 (5A Spring).

2 - McNary: 1974 (All Classes), 1977 (C).

2 - Miami: 1985 (A), 1987 (3A).

2 - Mogollon: 2019 (1A), 2021 (1A).

2 - Moon Valley: 2000 (4A), 1993 (5A Spring).

2 - Northwest Christian: 1995 (1A), 1996 (1A).

2 - Palo Verde Christian: 1983 (C), 1986 (1A).

2 - Phoenix Christian: 1987 (2A), 2015 (Div. IV).

2 - Phoenix Country Day: 2000 (2A), 2023 (2A).

AIA Girls Basketball Championships

2 - Pueblo: 2018 (4A), 2023 (4A).
2 - Red Mountain: 2006 (5A Div. I), 2007 (5A Div. I).
2 - Salome: 1997 (1A), 2005 (1A).
2 - Sunrise Mountain: 2020 (5A), 2023 (5A).
2 - Sunnyside: 1988 (4A Winter), 1991 (4A Winter).
2 - Tempe Prep: 2012 (Div. IV), 2013 (Div. IV).
2 - Valley Union: 1975 (All Classes), 1976 (C).
2 - Westview: 2007 (5A Div. II), 2014 (Div. I).
1 - Agua Fria: 1992 (4A Spring).
1 - Benson: 1985 (B).
1 - Buckeye: 1983 (AA).
1 - Buena: 1977 (AAA).
1 - Canyon View: 2023 (5A).
1 - Catalina Foothills: 1997 (4A).
1 - Centennial: 2002 (4A).
1 - Cibecue: 2003 (1A).
1 - Cibola: 1992 (5A Spring).
1 - Cienega: 2014 (Div. II).
1 - Coolidge: 1976 (A).
1 - Deer Valley: 2006 (5A Div. II).
1 - East Fork Lutheran: 2004 (1A).
1 - Fountain Hills: 2014 (Div. III).
1 - Gila Bend: 2010 (1A).
1 - Grand Canyon: 1980 (C).
1 - Holbrook: 2019 (3A).
1 - Hopi: 1988 (2A).
1 - Kingman: 1976 (AA).
1 - Many Farms: 1982 (A).
1 - Maricopa: 2015 (Div. II).
1 - McClintock: 2009 (4A Div. I).
1 - Mesa: 1987 (5A).
1 - Mingus Union: 1983 (AA).
1 - Nogales: 1990 (4A Winter).
1 - Perry: 2022 (6A).
1 - Prescott: 1991 (4A Spring).
1 - Raymond Kellis: 2009 (4A Div. II).
1 - Red Mesa: 2006 (2A).
1 - San Manuel: 1981 (A).
1 - Santa Rita: 1984 (AAA).
1 - Scottsdale Christian: 2019 (2A).
1 - Show Low: 2023 (3A).
1 - Sierra Linda: 2017 (5A).
1 - Sinagua: 2006 (4A Div. II).
1 - Surrey Garden: 2009 (1A).



THE
BEST
USE
THE
BEST

GATORADE



LERNER & ROWE[®]

I N J U R Y A T T O R N E Y S

**Proud to Once Again Partner with AIA
in Support of Arizona Student-Athletes!**



**IN A WRECK?
NEED A CHECK?[®]**

602-977-1900

LernerAndRowe.com