



2021-22 BOYS BASKETBALL 1A-6A



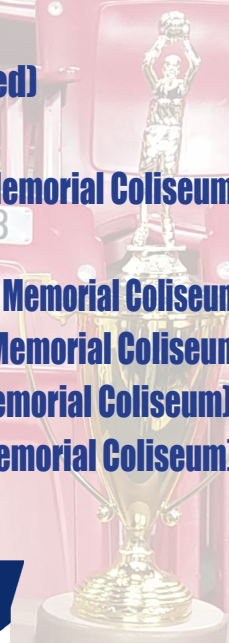
2021 AIA BOYS BASKETBALL STATE CHAMPIONSHIPS

PRESENTED BY BANNER SPORTS MEDICINE

Feb. 11 • Quarterfinals [1A] (High Seed)
Feb. 15 • First Round [4A] (High Seed)
Feb. 16 • First Round [3A & 5A] (High Seed)
Feb. 17 • First Round [6A] (High Seed)
Feb. 18 • Semifinals [1A] (Prescott Area)
Feb. 18 • First Round [2A] (Prescott Area)
Feb. 18 • Quarterfinals [4A] (High Seed)
Feb. 19 • Championship [1A] (Findlay Toyota Center)
Feb. 19 • Quarterfinals [2A] (Prescott Area)
Feb. 19 • Second Round [3A] (High Seed)
Feb. 19 • Quarterfinals [5A] (High Seed)

Feb. 22 • Quarterfinals [3A] (Findlay Toyota Center)
Feb. 22 • Semifinals [4A] (High Seed)
Feb. 23 • Quarterfinals [6A] (High Seed)
Feb. 24 • Semifinals [5A] (High Seed)
Feb. 25 • Semifinals [2A-3A] (Veterans Memorial Coliseum)
Feb. 25 • Semifinals [6A] (High Seed)
Feb. 26 • Championship [2A-3A] (Veterans Memorial Coliseum)
Feb. 28 • Championship [4A] (Veterans Memorial Coliseum)
Mar. 1 • Championship [5A] (Veterans Memorial Coliseum)
Mar. 2 • Championship [6A] (Veterans Memorial Coliseum)

**All semifinal and championship
games live on**



.com

The AIA would like to thank the following people for helping make the AIA state championships happen. Evelyn Bader, Meghann Topilko and the folks at Arizona Veterans Memorial Coliseum, Scott Rubke and the folks at the Findlay Toyota Center, Brad Clifford and the folks at Yavapai College, Clairinda Weatherwax and the folks at Bradshaw Mountain HS, Missy Townsend and the folks at Prescott HS, and all the staff and personnel at high seed sites who are assisting with the games.

Basketball tournament coordinator: Dan Nero
Program design and content: Seth Polansky, Jose Garcia, George Werner, Les Willsey, Andy Morales, Jason Urasky
Front cover photo: Chris Cook/MaxPreps
Inside cover photo: Seth Polansky/AIA

Welcome to the State Championships



On behalf of the Arizona Interscholastic Association, I would like to welcome all the participants, coaches, family and friends to our state championships. It is our pleasure to create an event that fans will enjoy and think about for years to come.

The AIA recognizes the hard work and strength it took to get here, as well as the sacrifices made along the way. The membership continues to grow, opening more avenues for participation. And for that, we say thank you. The student-athletes, administrators, coaches and families have all earned our gratitude. You are what drives us.

While attending this championship, we hope that it is an enjoyable experience for all. The lessons learned regarding sportsmanship and fair play are elevated here. Athletics are an extension of the classroom, which is why we accentuate the “student” in student-athlete.

This past year showed us that by working as one statewide unit for the greater good we can achieve anything. It remains a priority to adhere to guidelines and respect rules that are in place for the safety and well-being of our participants. With your help we can show all those involved that we can overcome external difficulties by coming together as an AIA community. These championships are only possible because of you.

State championships are just a springboard to the success these student-athletes will achieve when the competition is over. In the process of deriving enjoyment from participation in athletics, our student-athletes are learning lifelong skills that will help them develop into healthy adults and productive citizens. National research continues to validate that students involved in extracurricular activities attend more days of school, perform better in the classroom and have less behavioral issues. This also includes lower dropout, alcohol and drug abuse rates as compared to those who do not participate. The benefits of participation are extensive.

Since the AIA’s inception in 1913, the association vigorously defends and promotes the positive developments of athletics, creates a culture that fosters self-governance and ethical behavior, and teaches, enforces, advocates and models the principles of the Arizona Accord and “Pursuing Victory With Honor.” Today, over 130,000 student-athletes statewide benefit from the leadership of our Board, administrators and hard-working coaches on an annual basis as we are “building character now ... for the future.”

As you enjoy all the championship contests, please show respect to those around you. Displays of good sportsmanship will place you in high regard along with your school and your community, and remind us all that, sports are meant to be fun and enjoyed by not only those participating, but those in attendance.

The AIA hopes this championship, as well as any others you may attend, achieves the level of excellence our student-athletes deserve. Remember that these are “our students, our teams ... our future.”

DAVID HINES
AIA Executive Director



AIA

ARIZONA
INTERSCHOLASTIC
ASSOCIATION

OUR STUDENTS. OUR TEAMS... OUR FUTURE.

***BUILDING CHARACTER NOW...
FOR THE FUTURE***

FOLLOW US ON SOCIAL MEDIA



@AZPREPS365

AIA

ARIZONA
INTERSCHOLASTIC
ASSOCIATION

2021-22 Executive Board



**EXECUTIVE DIRECTOR
DAVID HINES**

Arizona Interscholastic
Association



**PRESIDENT
WILLIAM DUARTE**

Athletic Director
Superior Jr./Sr. HS
1A Conference



**VICE PRESIDENT
JIM DEAN**

District Administrator
Dysart Unified School Dist.
5A Conference



**MEMBER
RICKY GREER**

Athletic Director
Hopi Jr./Sr. HS
2A Conference



**MEMBER
TONI CORONA**

Athletic Director
Safford HS
3A Conference



**MEMBER
JEANNINE BRANDEL**

Athletic Director
Flagstaff HS
4A Conference



**MEMBER
JENNIFER BURKS**

Athletic Director
Perry HS
6A Conference



**MEMBER
RENEE REGOLI**

Athletic Director
Queen Creek HS
AIAAA



**MEMBER
JIM LOVE**

Governing Board Member
Flowing Wells Unified School Dist.
AZ School Boards Assoc.



**MEMBER
Jerry Jennex**

Superintendent
Globe Unified School Dist.
Arizona School Administrators



**MEMBER
TIM CARTER**

Superintendent
Yavapai County Schools
Cognia



NextCare[®]
URGENT CARE
When Feeling Great Can't Wait!

The Preferred Health Care Partner of the
Arizona Interscholastic Association

44 Convenient Locations in AZ

NextCare offers affordable, walk-in physicals that will
save your family time and money.

- **Check-in Online!** Pre-register by phone or online and we'll let you know when your exam room will be ready!
- Some other services NextCare offers include:
 - Sprains & Strains
 - Cuts / Lacerations
 - Stitches / Suturing
 - Cold & Flu Treatment
 - And much more
- On-site X-ray & labs to save you time & money.

Sports Physicals \$25**

Present at time of visit.

Can only be used for camp & sports physicals

**NextCare does not bill insurance plans for physicals; payment is due upon service. Offer subject to change. • \$75 with EKG. Offer valid at all NextCare locations for middle school and high school athletes and students. Not eligible to enrollees/members of governmental health plans (e.g., Medicare, Medicaid).

NextCare
URGENT CARE

1-888-364-7502
NextCare.com

1-888-364-7502 | NextCare.com

**Celebrating the inspirational individuals
and landmark moments in the history
of Title IX, and continuing to grow the
educational and competitive opportunities
for the future.**



Please visit: www.nfhs.org/resources/title-IX



TITLE IX^{at} 50
Celebrating and Growing Opportunities



Promote the NFHS Title IX at 50 Campaign
on Social Media Using **#TitleIXat50**

Facebook: @NFHS1920 | **Twitter:** @NFHS_Org | **Instagram:** @nfhs_org



**Your PRE-GAME & POST-GAME
DESTINATION!**

**Find Your Barro's Location
at barrospizza.com**



@BARROSPIZZA

BARROSPIZZA.COM

DINE-IN • TAKE-OUT • ONLINE • DELIVERY

IS THIS THE YEAR SUNNYSLOPE IS DETHRONED IN 6A BY BROPHY?

By Les Willsey
AZPreps365.com

The 6A boys basketball team (my opinion) playing the best down the stretch is Brophy Prep. The Broncos, the No. 2 seed in this year's tournament, last made a splash at the big-school tournament in 2011. They were bested in the final by Gary Ernst's Mountain View Toros, 50-29. Their other two final appearances were in 2001, a 64-57 loss to David Lopez's Saint Mary's and a 1986 defeat at the hands of McClintock's Doc Zinke-led squad, 71-67. They've played a hearty schedule beginning with Premier Region foes Perry, Hamilton and Basha. They've also faced Sunnyslope, Pinnacle and Boulder Creek.

Top-seeded Sunnyslope is not to be dismissed. If there is a question it's not the Vikings' fault. Their region was not as good top to bottom as several others. They won all 10 of their region games by an average margin of 29 points (Copper Canyon, Shadow Ridge, Tolleson, Valley Vista and Westview). They've defeated several high-caliber teams (6A #2 Brophy, 6A #8 Mesa, 4A #1 Salpointe and 6A #7 Pinnacle).

Along with Mountain Pointe and Perry, they are the top four teams vying for spots in the final.

Play-in game results: #9 Hamilton 68, #24 Cibola 31; #10 Liberty 83, #23 Chaparral 77; #11 Maricopa 71, #22 Desert Vista 63; #21 Desert Ridge 52, #12 Tucson 51; #13 Boulder Creek 79, #20 Dobson 50; #14 Corona del Sol 57, #19 Sandra Day O'Connor 45; #15 Queen Creek 65, #18 Shadow Ridge 53; #17 Valley Vista 56, #16 Mesa Mountain View 49.

First-round games

All games on Feb. 17 at 7 p.m.: - #16 Desert Ridge at #1 Sunnyslope; #9 Hamilton at #8 Mesa; #12 Boulder Creek at #5 Highland; #13 Corona del Sol at #4 Mountain Pointe; #14 Queen Creek at #3 Perry; #11 Maricopa at #6 Basha; #10 Liberty at #7 Pinnacle; #15 Valley Vista at #2 Brophy Prep.

Alphabetical thumbnail sketches for top-eight seeds:

Basha: The Bears posted a 19-7 record and compete in the Premier Region. Four of its losses were to region foes Brophy and Perry. Its marquee win came was over Mesa in December. They rely on hard-nosed defense, personified by junior forward Torin Bosch.

Brophy: The Broncos are 23-2 and riding a 13-game winning streak heading to postseason. They won the Premier Region going unbeaten (8-0). Their last loss was in December and only loss to an Arizona school was to Sunnyslope. They reached the 6A state semis last year, losing to eventual champion Sunnyslope. They are led by seniors Miles Nash and Patrick Chew and junior Arman Madi.

Highland: The Hawks finished second in the Central Region behind Mountain Pointe. They are 19-6 overall heading to the playoffs and carry a modes four-game winning streak. Their losses include Mountain Pointe (twice) and one each to top 5A teams Gilbert and McClintock. Top player is senior AJ Riggs, the team scoring leader three seasons in a row.



Sunnyslope has won three state titles in the last five years under coach Ray Portela, including last year's 63-62 nailbiter against Mountain Pointe (Chris Stanley photo/MaxPreps)

Mesa: The Jackrabbits racked up a second consecutive East Valley Region title with a another 10-0 mark. A current nine-game winning streak is part of a 20-6 record to date. Their losses are to Sunnyslope, Hamilton (twice), Highland, Basha and Gilbert. They are led by senior Talbot Cummard, the team leader in scoring and rebounding and junior point guard Kota Benson.

Mountain Pointe: The Pride were state runner-up to Sunnyslope last year and are eying a return trip. Their 18-2 record speaks to that possibility. They had a 13-game winning streak end in the regular-season finale against Corona del Sol. They are led by scoring and rebounding leader Tru Washington and guard Mark Brown, both juniors.

Perry: The Pumas finished the regular season 21-5. Two of their losses were to out of state teams. The others were to Brophy (two) and Gilbert. They are tall and athletic led by senior Dylan Anderson, junior Cody Williams and freshman Koa Peat. They are 6-10, 6-7 and 6-8, respectively.

Pinnacle: The Pioneers finished 16-10, a game back of Liberty in the battle for Desert Valley Region supremacy. They enter state play on a tow-game losing streak. They are led by junior guard Bryce Ford, who is averaging 18 ppg and Duce Robinson 10 ppg.

Sunnyslope: The Vikings own the best record in 6A at 24-2. Their only losses are to out-of-state schools - Davis (Kaysville, UT and Centennial (Corona, CA). They are led by the dynamic duo of senior forward Elijah Saunders and senior guard Oakland Fort. Saunders is averaging 22.6 ppg and 8.5 rpg. Fort checks in averaging 16.6 ppg, 5 rpg and 4 apg.

2022 Boys Basketball

6A Conference Play-In

Play In
February 11

G1: 2/11, 6pm Hamilton HS

#24 Cibola	31
#9 Hamilton	68

G2: 2/11, 7pm Mountain View (Mesa) HS

#17 Valley Vista	56
#16 Mountain View, Mesa	49

G3: 2/11, 7pm Queen Creek HS

#18 Shadow Ridge	53
#15 Queen Creek	65

G4: 2/11, 7pm Tucson High Magnet School

#21 Desert Ridge	52
#12 Tucson	51

Play In
February 11

G5: 2/11, 7pm Maricopa HS

63	Desert Vista #22
71	Maricopa #11

G6: 2/11, 7pm Boulder Creek HS

50	Dobson #20
79	Boulder Creek #13

G7: 2/11, 7pm Corona del Sol HS

45	Sandra Day O'Connor #19
57	Corona del Sol #14

G8: 2/11, 7pm Liberty HS

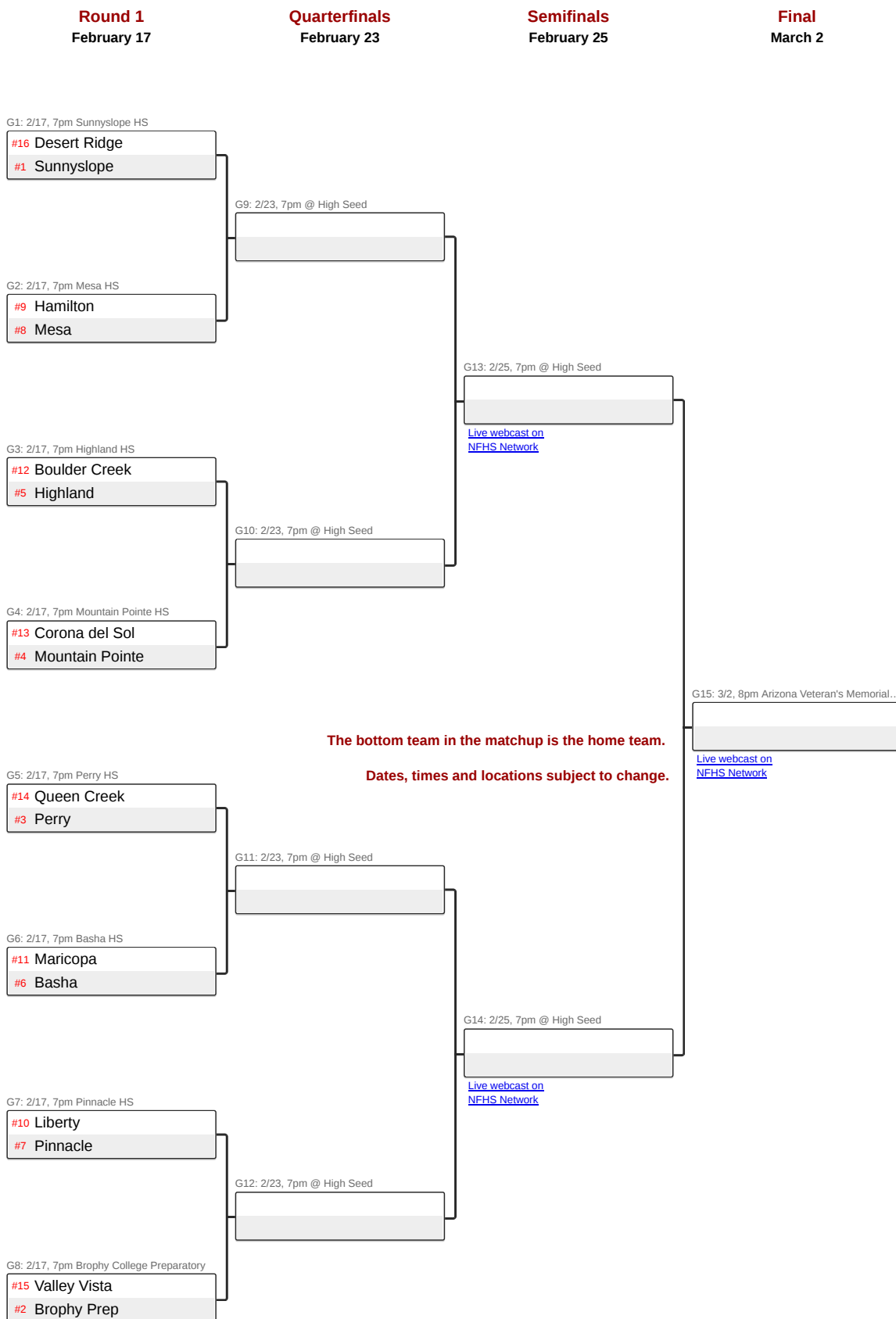
77	Chaparral #23
83	Liberty #10

The bottom team in the matchup is the home team.

Dates, times and locations subject to change.

2022 AIA Boys Basketball

6A State Championship





Desert Ridge
Jaguars

AZPREPS365

Photo not Provided

Alignment 6A Central

Region 1-9

Standings #5

Conference 6-11

Rank #21

Overall 7-12

No.	Name	Pos.	Yr.	Ht.	Date	Opponent	Result
0	Camden Taylor	G	So	5'6"	11/22	vs Perry	L 35-75
1	Angelo Jones	W	So	5'11"	11/22	@	
2	Mason Rausch	W	Jr	6'4"	11/23	vs MTV-Mesa	L 50-63
3	Devin Blair	W	Jr	6'4"	11/24	@ Vall Vista	L 52-72
4	Payton Lapping	W	So	6'1"	11/26	vs Chandler	W 50-37
5	Brandon Mangahas	G	So	5'8"	11/30	@ Skyline	W 56-31
11	Landon Montague	G	Sr	6'0"	12/02	vs Gilbert	L 43-61
13	Zy Fuentes	W	So	6'1"	12/06	vs Hamilton	L 38-45
15	Devin Miller	W	Jr	6'1"	12/09	vs Red Mtn	W 52-40
23	Miles Martinez	SG	Fr	5'11"	12/10	@ Chandler	W 51-45
23	Keiyon Turner	W	Sr	6'3"	12/14	@ Sha. Ridge	W 62-59
30	Major Wootan	W	So	6'0"	12/16	vs Wms. Field	W 74-58
32	Isaac Hurtado	W	So	5'9"	12/27	@	
33	Jarom Wright	G	So	5'11"	12/27	vs T-bird	W 74-59
34	Shiloh Beleshay	W	Fr	6'0"	12/28	@ Dysart	W 60-53
50	Greg Bienvenue	P	So	6'4"	12/29	@ Vall Chr.	L 40-63
	alexi herrera				12/30	vs Greenway	W 62-35
	Deven Blair				1/04	vs Cibola	W 58-55
					1/07	@ Corona Sol	L 40-49
					1/11	@ Queen Cr.	L 51-58
					1/12	vs Mtn Pointe	L 58-69
					1/18	@ Highland	L 57-68
					1/21	vs Des. Vista	W 41-39
					1/26	vs Corona Sol	L 57-70
					1/28	vs Queen Cr.	L 36-53
					2/01	@ Mtn Pointe	L 68-78
					2/03	vs Highland	L 43-65
					2/07	@ Perry	L 32-72
					2/08	@ Des. Vista	L 48-59
					2/11	@ Tucson	W 52-51



The AIA requests that you model good sportsmanship by refraining from derogatory cheers, chants, or behavior toward students, coaches, officials, or other spectators. Speak out if you see inappropriate behavior by immediately notifying event management staff. Together, we can provide a safe and respectful environment for all.



Sunnyslope
Vikings

AZPREPS365

Alignment 6A Southwest

Region 10-0

Standings #1

Conference 15-0

Rank #1

Overall 17-1

Photo not Provided

No.	Name	Pos.	Yr.	Ht.	Date	Opponent	Result
1	Elias North	G	Jr	5'7"	11/22	vs	
2	Oakland Fort		Sr	5'11"	11/22	vs Verrado	W 71-41
3	Cooper Cirone	G	Jr	5'9"	11/23	@ Chaparral	W 53-39
4	Mason Taylor	P	Sr	6'3"	11/24	vs Ironwood	W 58-51
5	Dylan Heath	W	Sr	6'2"	11/26	vs Centennial	W 76-54
11	George Ishy	W	Sr	6'0"	11/29	@ Apollo	W 62-48
12	Morris Kromah	P	Sr	6'2"	12/03	@ Brophy	W 43-40
13	Marcus Heatherly		Jr		12/06	vs South Mtn	W 67-29
14	Beau Hartman	W	So	6'1"	12/08	@	
21	Trey Fitzhugh	P	Jr	6'3"	12/11	vs Centennial (CA)	L 31-64
22	Ben Maloney	P	Jr	6'3"	12/16	@ Mesa	W 58-49
23	Liam Thompson	W	Sr	6'6"	12/17	vs Rock Canyon (CO)	W 69-67
24	Quinn Thompson	P	Sr	6'5"	12/20	@	
25	Elijah Saunders	W	Sr	6'8"	12/20	vs Davis (UT)	L 42-57
					12/21	@ Pinnacle	W 64-51
					12/22	@ Salpointe	W 70-63
					12/23	@ Regis Jesuit (CO)	W 68-62
					1/07	@ Copper Cyn	W 69-39
					1/11	@ Westview	W 64-32
					1/13	vs Vall Vista	W 63-31
					1/17	vs Des. Vista	W 73-61
					1/18	@ Tolleson	W 58-31
					1/21	@ Sha. Ridge	W 66-43
					1/24	vs Copper Cyn	W 76-43
					1/26	vs Chavez	W 57-27
					1/28	vs Westview	W 79-40
					2/01	@ Vall Vista	W 61-41
					2/03	vs Tolleson	W 65-38
					2/08	vs Sha. Ridge	W 63-32



The AIA requests that you model good sportsmanship by refraining from derogatory cheers, chants, or behavior toward students, coaches, officials, or other spectators. Speak out if you see inappropriate behavior by immediately notifying event management staff. Together, we can provide a safe and respectful environment for all.



Hamilton
Huskies

AZPREPS365



Alignment 6A Premier

Region 3-5

Standings #4

Conference 11-7

Rank #9

Overall 11-7

No.	Name	Pos.	Yr.	Ht.
1	Quincy Adams	SG	Sr	6'5"
2	Jeshua Martinez	PG	Sr	
3	Jalen Lee	PG	Sr	
3	Jalen Lee	PG	Sr	6'2"
4	Daimon Denning	G	Sr	6'3"
5	Noah Tapia	SG	Sr	6'0"
10	AJ Turner	PG	Jr	5'9"
15	Aaron Foote	SF	Sr	
20	Charlie Luther	SG	Jr	
23	Kokea Makaila	C	Sr	6'6"
23	Slayde Makaila	PF	Sr	6'6"
24	Michael DeHorney	SF	Jr	

Date	Opponent	Result
11/22	@	
11/23	vs Agua Fria	W 67-34
11/24	@ Mesquite	W 60-57
11/26	@ McClintock	W 65-64
11/27	@ Mesa	W 55-44
11/30	@ Corona Sol	W 54-43
12/02	@ Chaparral	L 49-50
12/03	vs South Mtn	W 62-50
12/06	@ Des. Ridge	W 45-38
12/09	vs Mesa	W 63-47
12/10	vs Vall Vista	W 64-31
12/13	@ Pinnacle	L 55-57
12/15	@ Liberty	W 71-61
12/16	vs Kofa	W 85-28
12/27	@	
12/27	vs Mtn Ridge	W 68-55
12/28	vs Des. Mtn	W 53-44
12/29	@ Ironwood	W 45-39
12/30	vs Gilbert	L 42-48
1/07	vs Chandler	W 44-31
1/13	vs Basha	L 42-56
1/18	@ Perry	L 36-53
1/21	vs Brophy	L 40-57
1/24	@ Chandler	W 50-43
1/27	@ O'Connor	W 67-49
2/01	@ Basha	W 44-30
2/03	vs Perry	L 39-41
2/08	@ Brophy	L 47-51
2/11	vs Cibola	W 68-31



The AIA requests that you model good sportsmanship by refraining from derogatory cheers, chants, or behavior toward students, coaches, officials, or other spectators. Speak out if you see inappropriate behavior by immediately notifying event management staff. Together, we can provide a safe and respectful environment for all.



Mesa
Jackrabbits

AZPREPS365



Alignment 6A East Valley

Region 10-0

Standings #1

Conference 15-3

Rank #8

Overall 15-3

No.	Name	Pos.	Yr.	Ht.
0	Talbot Cumnard	W	Sr	6'4"
4	Kota Benson	PG	Jr	6'0"
10	Noah Hunt	SF	Jr	6'0"
11	Conway Cumnard	PG, SG	So	6'0"
14	Griffin Gardner	SG	Sr	5'9"
15	Parker Escalante	PG, SG	Jr	5'10"
20	Josh Irish	SG, SF	Sr	6'0"
23	Anthony Seumanu	SF	So	6'3"
25	Bryce Gibson	SF	Sr	6'3"
31	Vinny Houskeeper	SG	Sr	5'11"
33	Daniel Velazco	SF	Sr	6'1"

Date	Opponent	Result
11/22 @	Dysart	W 64-34
11/22 vs		
11/24 @	Buena	W 63-52
11/26 @	Des. Mtn	W 56-45
11/27 vs	Hamilton	L 44-55
11/30 vs	Highland	L 49-54
12/01 vs	Skyline	W 78-32
12/02 @	Maricopa	W 46-33
12/06 vs	Westview	W 56-44
12/07 vs	Chavez	W 59-46
12/09 @	Hamilton	L 47-63
12/15 @	Red Mtn	W 59-22
12/16 vs	Sunnyslope	L 49-58
12/21 @	South Mtn	W 73-60
12/27 @		
12/27 @	Gilbert	L 39-56
12/28 vs	Saguaro	W 48-44
12/29 vs	Liberty	W 58-57
12/30 @	Basha	L 42-66
1/07 @	Dobson	W 53-37
1/11 vs	Westwood	W 50-35
1/14 @	Tucson	W 41-36
1/21 @	MTV-Mesa	W 55-49
1/24 vs	Dobson	W 57-44
1/28 @	Westwood	W 62-31
2/01 @	Skyline	W 72-33
2/04 vs	Red Mtn	W 50-36
2/08 vs	MTV-Mesa	W 66-63



The AIA requests that you model good sportsmanship by refraining from derogatory cheers, chants, or behavior toward students, coaches, officials, or other spectators. Speak out if you see inappropriate behavior by immediately notifying event management staff. Together, we can provide a safe and respectful environment for all.



Boulder Creek

Jaguars



Photo not Provided

Alignment 6A Desert Valley

Region 7-3

Standings #3

Conference 12-5

Rank #13

Overall 12-6

No.	Name	Pos.	Yr.	Ht.	Date	Opponent	Result
0	Carson gates	SG, SF	Jr	5'11"	11/22	@	
1	Espn Polanski	PG, SG	Jr	5'11"	11/23	@ Kellis	W 90-52
2	Hayden Brewer	SG, SF	Sr	6'3"	11/24	vs McClintock	L 69-83
3	John Zellers	G	Jr	5'10"	11/26	vs Mesquite	L 66-77
4	Dylan Spilde	PF, SF	Jr	6'1"	11/27	vs Buena	W 69-54
5	Rowan McKenzie	PG, SG	So	6'2"	12/02	vs Chandler	W 70-32
20	Andrew Bhesania	G, F	Fr	6'6"	12/03	vs Skyline	W 81-33
21	Jackson Auditya	G, F	So	6'2"	12/06	@ Deer Vall	L 50-52
23	Connor Simcox	PF, SF	Sr	6'3"	12/09	@ Des. Vista	L 61-65
24	Mike Orr	PF, SF	Sr	6'5"	12/14	@ North	W 58-26
30	Ragen Morrison	C	Sr	6'6"	12/21	vs Queen Cr.	W 62-49
					1/04	vs Brophy	L 62-68
					1/07	vs Chaparral	W 71-55
					1/11	@ Mtn Ridge	W 81-56
					1/12	vs O'Connor	W 75-51
					1/18	@ Liberty	L 54-79
					1/21	@ Pinnacle	L 46-52
					1/24	@ Chaparral	W 80-57
					1/27	@ Tolleson	W 66-40
					1/28	vs Mtn Ridge	W 79-49
					2/01	@ O'Connor	W 71-56
					2/04	vs Liberty	L 63-72
					2/08	vs Pinnacle	W 60-43
					2/11	vs Dobson	W 79-50



The AIA requests that you model good sportsmanship by refraining from derogatory cheers, chants, or behavior toward students, coaches, officials, or other spectators. Speak out if you see inappropriate behavior by immediately notifying event management staff. Together, we can provide a safe and respectful environment for all.



Highland
Hawks

AZPREPS365

Photo not Provided

Alignment 6A Central

Region 7-3

Standings #2

Conference 13-3

Rank #5

Overall 14-4

No.	Name	Pos.	Yr.	Ht.	Date	Opponent	Result
0	Ahmed Attia	SG	Fr		11/22	@	
0	Jacob Aurich	PG	Jr	5'7"	11/23	@ PV	W 75-31
1	Matix Arnett	PG	Sr	6'0"	11/24	vs C. Shadows	W 55-50
2	Isaac Kaps	PG	Jr	6'1"	11/26	@ Moon Vall	W 64-31
3	Jason Hall	PG	So	5'9"	11/30	@ Mesa	W 54-49
3	Matt Shorts	G	Sr	6'0"	12/01	vs Mtn Ridge	W 76-56
5	Aj Riggs	G	Sr	6'2"	12/07	@ Gilbert	L 67-70
5	Tane Wolfgramm	PG, SG	So		12/08	@	
13	Porter Caskey	F	Jr	6'2"	12/09	vs Centennial	W 54-50
20	Ryan Moon	G	Jr	6'3"	12/14	@ Copper Cyn	W 68-28
20	Cooper Perkinson	SG, SF	Fr		12/15	vs Chandler	W 65-52
21	Hayden Winegar	F	Jr	6'2"	12/27	@	
22	Brock Knollmiller	G	Jr	6'1"	12/27	vs Arcadia	W 69-39
23	Jace Patton	F	Sr	6'3"	12/28	vs Ironwood	L 55-61
32	Gavin Priest	PF, C	Fr		12/29	vs Des. Mtn	W 49-48
33	Noah Peterson	F	Jr	6'3"	12/30	@ McClintock	L 65-88
35	Mason Knollmiller	G	Sr	6'2"	1/04	vs Tucson	W 65-48
					1/06	@ Sha. Ridge	W 69-62
					1/07	vs Mtn Pointe	L 67-71
					1/11	vs Corona Sol	W 68-61
					1/12	@ Des. Vista	W 81-56
					1/18	vs Des. Ridge	W 68-57
					1/21	@ Queen Cr.	L 50-60
					1/24	@ Mtn Pointe	L 56-71
					1/28	@ Corona Sol	W 57-55
					2/01	vs Des. Vista	W 68-62
					2/03	@ Des. Ridge	W 65-43
					2/08	vs Queen Cr.	W 58-48



The AIA requests that you model good sportsmanship by refraining from derogatory cheers, chants, or behavior toward students, coaches, officials, or other spectators. Speak out if you see inappropriate behavior by immediately notifying event management staff. Together, we can provide a safe and respectful environment for all.



Corona del Sol

Aztecs

AZPREPS365

Photo not Provided

Alignment 6A Central

Region 6-4

Standings #3

Conference 11-7

Rank #14

Overall 11-7

No.	Name	Pos.	Yr.	Ht.	Date	Opponent	Result
1	Brandon Lee	PG, SG	Sr	6'0"	11/22 @		
2	Quinn Thorne	SG, PG	Sr	6'0"	11/22 @ Pinnacle	W	65-60
3	Hunter Stratton	PG, SG	Sr	5'9"	11/23 @ Chandler	L	30-57
4	Raymond Lam	SG	Sr	5'9"	11/24 @ Gilbert	L	42-58
12	Nikola Kostadinovski	F	Sr	6'5"	11/26 vs Vall Vista	L	52-60
14	Retief Yellowman	G	Jr	6'0"	11/30 vs Hamilton	L	43-54
20	Preston Lee	PG, SG	So	6'0"	12/02 @ Chavez	W	55-51
20	Preston Lee	PG	So	6'0"	12/03 vs North	W	56-37
21	Vin Hutcherson	PF	Sr	6'2"	12/06 vs Basha	W	46-33
23	Peyton Beauer		Sr	6'6"	12/14 vs MTV-Mesa	L	57-63
30	Ollie Hinder	C, F	Jr	6'9"	12/20 @		
32	Miles Smith		Jr	0'4"	12/20 @ Perry	L	42-69
33	Zach Jones		Jr	6'5"	12/21 @ Rancho	L	46-58
35	Mihail Kostadinovski		So	6'2"	12/22 @ Smoky Hill (CO)	L	59-68
42	Jordan Lee	PG	Fr	5'9"	12/23 vs Mesquite	L	43-68
42	Jordan Lee	PG	Fr	5'9"	1/04 vs Chaparral	L	36-46
					1/07 vs Des. Ridge	W	49-40
					1/11 @ Highland	L	61-68
					1/12 @ Cibola	W	60-50
					1/14 vs Queen Cr.	L	42-46
					1/15 @ Skyline	W	71-31
					1/26 @ Des. Ridge	W	70-57
					1/28 vs Highland	L	55-57
					2/01 @ Queen Cr.	W	56-51
					2/03 vs Des. Vista	W	51-48
					2/04 @ Des. Vista	W	64-52
					2/07 vs Mtn Pointe	L	52-56
					2/08 @ Mtn Pointe	W	66-63
					2/11 vs O'Connor	W	57-45



The AIA requests that you model good sportsmanship by refraining from derogatory cheers, chants, or behavior toward students, coaches, officials, or other spectators. Speak out if you see inappropriate behavior by immediately notifying event management staff. Together, we can provide a safe and respectful environment for all.



Mountain Pointe

Pride



Photo not Provided

Alignment 6A Central

Region 9-1

Standings #1

Conference 16-2

Rank #4

Overall 17-2

No.	Name	Pos.	Yr.	Ht.	Date	Opponent	Result
0	Terrance Clark	W	So	6'4"	11/30 @	Chandler	W 83-48
1	Mark Brown	PG	Jr	6'0"	12/02 @	South Mtn	W 97-40
2	Tanner Pate	SG	Sr	6'4"	12/03 vs	Vall Vista	W 81-73
3	Roosevelt "tru" Washington	SG	Jr	6'4"	12/08 @		
4	Aiden Price	G	Jr	6'1"	12/09 vs	Cibola	W 76-52
5	Jayven Price	PG	Jr	6'0"	12/11 vs	Harvard-Westlake (CA)	W 59-54
10	Marsai Mason	SF, SG	Jr	6'6"	12/14 @	Perry	L 55-85
11	Chad Evans	W	Sr	6'0"	12/27 @		
12	Logan Demarie	SG	Jr	5'7"	12/27 vs	Tempe	W 84-44
12	Amous Price	G	Fr	6'0"	1/04 vs	Pinnacle	W 80-57
12	amous price	SG, PG	Fr		1/07 @	Highland	W 71-67
13	Anthony Jaramillo	G	Sr	5'10"	1/12 @	Des. Ridge	W 69-58
15	Nelson Lara-castillo	F	Sr	6'7"	1/15 @	Chavez	W 77-51
23	Jaylon Johnson	F	Fr	6'9"	1/18 vs	Queen Cr.	W 80-58
24	Anderson Wilson	SF	Sr	6'4"	1/24 vs	Highland	W 71-56
35	Daniel Shores	C	Sr		1/27 vs	Maricopa	W 72-47
					1/28 @	Des. Vista	W 60-58
					2/01 vs	Des. Ridge	W 78-68
					2/02 vs	Des. Vista	W 70-63
					2/03 @	Queen Cr.	W 53-47
					2/07 @	Corona Sol	W 56-52
					2/08 vs	Corona Sol	L 63-66



The AIA requests that you model good sportsmanship by refraining from derogatory cheers, chants, or behavior toward students, coaches, officials, or other spectators. Speak out if you see inappropriate behavior by immediately notifying event management staff. Together, we can provide a safe and respectful environment for all.



Queen Creek
Bulldogs

AZPREPS365

Photo not Provided

Alignment 6A Central

Region 6-4

Standings #4

Conference 8-10

Rank #15

Overall 8-10

No.	Name	Pos.	Yr.	Ht.	Date	Opponent	Result
0	Joseph Lafountain		Jr	6'4"	11/22 @		
1	Sedrick Nari		Jr	6'3"	11/22 @	Cath. Cth (TX)	W 45-36
2	Keagan Bunker		Sr	6'1"	11/23 @	Ironwood	
3	Liam Bunker		So	6'2"	11/24 @	Chaparral	
5	Thomas Goates		Sr	6'2"	11/26 vs	Wil Canyon	L 59-70
10	Zach Ripperdan		So	5'9"	11/30 vs	Basha	L 54-64
11	Kris Hart		Sr	5'9"	12/02 @	MTV-Mesa	W 61-57
14	Grandin Gustafson		Fr		12/06 @	Pinnacle	L 49-65
20	Kylend Bloom		Jr	6'7"	12/13 vs	Red Mtn	W 75-28
20	Tyler Larson		Fr		12/14 @	Tucson	L 57-66
22	Andrew Peterson		Jr	6'2"	12/16 vs	Perry	L 38-71
23	Ketner Harris		Sr	6'5"	12/21 @	Boulder Cr	L 49-62
24	Blake Stradling		Fr		1/11 vs	Des. Ridge	W 58-51
32	Rees Walker		So		1/13 vs	Maricopa	L 64-77
44	Brody Smith		So	6'2"	1/14 @	Corona Sol	W 46-42
55	Diesel Taylor		Fr		1/18 @	Mtn Pointe	L 58-80
					1/21 vs	Highland	W 60-50
					1/24 vs	Des. Vista	W 63-54
					1/26 @	Des. Vista	W 61-50
					1/28 @	Des. Ridge	W 53-36
					2/01 vs	Corona Sol	L 51-56
					2/03 vs	Mtn Pointe	L 47-53
					2/08 @	Highland	L 48-58
					2/11 vs	Sha. Ridge	W 65-53



The AIA requests that you model good sportsmanship by refraining from derogatory cheers, chants, or behavior toward students, coaches, officials, or other spectators. Speak out if you see inappropriate behavior by immediately notifying event management staff. Together, we can provide a safe and respectful environment for all.



Perry
Pumas

AZPREPS365

Photo not Provided

Alignment 6A Premier

Region 6-2

Standings #2

Conference 14-2

Rank #3

Overall 14-4

No.	Name	Pos.	Yr.	Ht.	Date	Opponent	Result
0	Ben Egbo	G	Jr	6'3"	11/22	@	
2	Barron Silsby	G	So	5'11"	11/22	@ Des. Ridge	W 75-35
3	Elijah Burlend	G	Sr	6'0"	11/23	vs Vall Vista	W 73-39
4	Kyle Waters	SG	Sr	6'3"	11/24	@ MTV-Mesa	W 72-34
5	Marcus Lee	G	Jr	5'10"	11/26	@ Gilbert	L 45-51
10	Koa Peat	W	Fr	6'8"	11/30	@ North	W 69-21
11	Jaxsen Young	G	Jr	5'8"	12/02	vs Pinnacle	W 68-37
13	Hunter Martinez	G	Sr	6'1"	12/03	@ Chaparral	W 49-36
14	Bennett Silsby	G	Sr	5'11"	12/08	@	
20	Nolan Brown	G	Fr	5'9"	12/10	@ Coronado (NV)	L 59-65
21	Isaac Astorga	W	Jr	6'2"	12/11	vs Sierra Canyon (CA)	L 52-65
22	Deandre Harrison	W	Fr	5'3"	12/14	vs Mtn Pointe	W 85-55
23	Blake Johnson	W	Sr	6'3"	12/16	@ Queen Cr.	W 71-38
24	Cody Williams	G	Jr	6'7"	12/17	@ Red Mtn	W 74-41
44	Dylan Anderson	SF	Sr	7'0"	12/20	@	
					12/20	vs Corona Sol	W 69-42
					12/21	vs Smoky Hill (CO)	W 68-38
					12/22	@ Rancho	W 63-33
					12/23	@ Bkn Arrow (OK)	W 64-63
					1/07	vs MTV-Mesa	W 62-34
					1/11	@ Basha	W 66-47
					1/14	@ Brophy	L 39-56
					1/18	vs Hamilton	W 53-36
					1/21	@ Chandler	W 59-27
					1/27	vs Basha	W 63-40
					2/01	vs Brophy	L 46-61
					2/03	@ Hamilton	W 41-39
					2/07	vs Des. Ridge	W 72-32
					2/08	vs Chandler	W 86-37



The AIA requests that you model good sportsmanship by refraining from derogatory cheers, chants, or behavior toward students, coaches, officials, or other spectators. Speak out if you see inappropriate behavior by immediately notifying event management staff. Together, we can provide a safe and respectful environment for all.



Maricopa
Rams

AZPREPS365

Photo not Provided

Alignment 6A Desert Southwest

Region 5-0

Standings #1

Conference 15-3

Rank #11

Overall 15-3

No.	Name	Pos.	Yr.	Ht.
0	Kevin Patton Jr.	SF, SG	Jr	6'8"
1	Rj Lee	PG, G	Jr	6'2"
2	John Wiltz	PG, SG	Sr	5'7"
3	Isaac Warren	G, SG	Jr	6'1"
5	Dennis Sims	PG, G	Jr	5'7"
10	Ahmari Moody	PG, G	Sr	6'3"
11	Kallai Patton	SG, SF	So	6'4"
20	Bryson Mclemore	SG, SF	Sr	
20	Bryson McLemore-Kelly	SF, PF	Sr	6'4"
22	Nigel Abel	SF, PF	Sr	6'2"
23	Andrew Hoxie	SF, PF	Jr	6'6"
32	Patrick Frost	SF, PF	Sr	6'0"
34	Alfred Everett III	C, PF	Sr	6'3"
35	Khayree Rashad	F, C	Sr	6'6"

Date	Opponent	Result
11/24	@	
11/24	vs Independ.	W 59-31
11/26	@ Trivium	W 52-50
11/27	@ EFootHills	L 63-67
11/27	@ Des. Edge	W 70-59
11/30	@ Sha. Ridge	L 55-58
12/02	vs Mesa	L 33-46
12/03	vs Maryvale	W 64-46
12/06	@ Kofa	W 75-25
12/07	@ Alhambra	W 96-39
12/09	vs Browne	W 80-23
12/10	@ Westwood	W 73-40
12/13	vs Skyline	W 72-37
12/14	vs Dobson	W 77-61
12/20	@	
12/20	vs Wms. Field	W 77-46
12/21	vs Marcos	W 67-54
12/21	vs Page	W 80-27
12/22	@ Coolidge	W 60-57
12/22	@ Gila Ridge	W 69-38
1/01	vs Copper Cyn	W 70-52
1/04	@ Tolleson	W 71-31
1/13	@ Queen Cr.	W 77-64
1/14	vs North	W 51-27
1/21	vs Tucson	W 64-45
1/24	@ Rincon/Uni	W 71-51
1/27	@ Mtn Pointe	L 47-72
2/01	@ Tucson	W 70-62
2/03	vs Rincon/Uni	W 47-42
2/11	vs Des. Vista	W 71-63



The AIA requests that you model good sportsmanship by refraining from derogatory cheers, chants, or behavior toward students, coaches, officials, or other spectators. Speak out if you see inappropriate behavior by immediately notifying event management staff. Together, we can provide a safe and respectful environment for all.



Basha
Bears

AZPREPS365

Photo not Provided

Alignment 6A Premier

Region 3-5

Standings #3

Conference 11-6

Rank #6

Overall 12-6

No.	Name	Pos.	Yr.	Ht.
0	Ricky Duffy	G	Sr	5'10"
2	Izaih Johnson	G	So	5'10"
3	Mason Blankenship	G	Sr	5'11"
7	Quinten Lehman	PG, SG	Jr	
11	Jacob Shimizu	G	So	6'0"
13	Maddox Doolin	G	Sr	5'9"
15	Will Zanoni	G	So	6'1"
20	Sam Zanoni	G	So	6'3"
22	Brady Hannon	G	Jr	6'3"
23	Torin Bosch	W	Jr	6'4"
24	Tyler Lalley	PF	Jr	
24	Tyler Lally	F	Jr	6'3"
32	Christian Warren	W	So	6'3"
35	Brady Reynolds	F	Sr	6'5"

Date	Opponent	Result
11/22	@	
11/22	vs Maryvale	W 79-26
11/23	vs North	W 69-36
11/24	vs Horizon	W 39-38
11/27	@ Arcadia	W 59-38
11/30	@ Queen Cr.	W 64-54
12/02	vs Casteel	W 69-58
12/03	vs Des. Vista	W 69-47
12/06	@ Corona Sol	L 33-46
12/10	vs Liberty	W 72-38
12/14	vs O'Connor	W 81-67
12/27	@	
12/27	@ Ironwood	L 61-62
12/28	@ Arcadia	W 59-50
12/29	vs Des. Vista	W 36-35
12/30	vs Mesa	W 66-42
1/07	@ Brophy	L 51-59
1/11	vs Perry	L 47-66
1/13	@ Hamilton	W 56-42
1/14	@ Chaparral	W 56-44
1/18	vs Chandler	W 70-46
1/21	@ Cibola	W 59-38
1/25	vs Brophy	L 36-60
1/27	@ Perry	L 40-63
1/28	vs MTV-Mesa	W 54-46
2/01	vs Hamilton	L 30-44
2/03	@ Chandler	W 54-26
2/08	@ Skyline	W 64-27



The AIA requests that you model good sportsmanship by refraining from derogatory cheers, chants, or behavior toward students, coaches, officials, or other spectators. Speak out if you see inappropriate behavior by immediately notifying event management staff. Together, we can provide a safe and respectful environment for all.



Liberty
Lions

AZPREPS365

Photo not Provided

Alignment 6A Desert Valley

Region 9-1

Standings #1

Conference 13-3

Rank #10

Overall 14-4

No.	Name	Pos.	Yr.	Ht.	Date	Opponent	Result
5	Trevor Daukas	PG	Jr		11/22	@	
10	Evan Woolery		Sr		11/22	@ Peoria	L 76-85
12	Davis Hester	PG, SG	Jr		11/23	@ O'Connor	W 98-51
14	Landon Andersen	PG	Sr		11/24	@ Deer Vall	W 85-70
20	Caden Hunter	PF	Jr	6'5"	11/26	@ T-bird	W 76-59
22	Charlie Berry	SF	Sr		11/30	@ Vall Vista	W 95-83
24	Trevor Owens	PG, SG	Sr	6'0"	12/02	vs North	W 121-40
30	EJ Pyers	PG	Sr	5'10"	12/03	@ Wil Canyon	W 104-99
32	Ky Green	SG, PG	Jr	6'6"	12/06	vs Sun. Mtn	L 60-70
34	Nick Zambito	PG, SG	Jr	5'10"	12/09	@ Westview	W 96-37
40	Brennen Neal	SG	Jr		12/10	@ Basha	L 38-72
42	Thomas Oughton	C, PF	Sr		12/13	vs Tolleson	W 87-58
44	Ring Nyeri	PF, C	So		12/15	vs Hamilton	L 61-71
50	Braylon Gardner	SG	So	6'2"	12/16	@ Mtn Ridge	W 101-51
					12/27	@	
					12/27	@ Apollo	L 66-86
					12/28	@ Tempe	W 111-73
					12/29	@ Mesa	L 57-58
					1/07	vs O'Connor	W 70-39
					1/11	@ Pinnacle	W 82-69
					1/13	vs Mtn Ridge	W 89-60
					1/18	vs Boulder Cr	W 79-54
					1/21	@ Chaparral	W 88-69
					1/24	@ O'Connor	W 78-54
					1/28	vs Pinnacle	L 81-86
					2/04	@ Boulder Cr	W 72-63
					2/08	vs Chaparral	W 73-51
					2/11	vs Chaparral	W 83-77



The AIA requests that you model good sportsmanship by refraining from derogatory cheers, chants, or behavior toward students, coaches, officials, or other spectators. Speak out if you see inappropriate behavior by immediately notifying event management staff. Together, we can provide a safe and respectful environment for all.



Pinnacle
Pioneers

AZPREPS365

Photo not Provided

Alignment 6A Desert Valley

Region 8-2

Standings #2

Conference 11-5

Rank #7

Overall 13-5

No.	Name	Pos.	Yr.	Ht.
0	Patrick McDermott	G	Jr	5'9"
1	Devan Smith	G	Jr	6'1"
2	Duce Robinson 2023	C	Jr	6'6"
3	Myles Libman			6'1"
4	Bryce Ford	G	Jr	6'1"
5	Joey Grady	PG	Sr	
10	Ravi Lacorte	G	Jr	5'11"
11	Brandon Stokes	F	Jr	6'5"
13	Jack Treasure	G	Jr	6'3"
15	Elijah Paige	C	Jr	6'6"
20	Bruno Bozzo	SG	Sr	6'4"
23	Braylon Johnson	W	So	6'6"
24	Ashton Reese	G	Jr	6'5"

Date	Opponent	Result
11/22	@	
11/22	vs Corona Sol	L 60-65
11/23	@ Gilbert	L 41-62
11/24	vs Chandler	W 56-52
11/26	vs MTV-Mesa	W 55-50
11/30	@ Shad. Mtn	W 62-28
12/02	@ Perry	L 37-68
12/03	vs Horizon	W 62-47
12/06	vs Queen Cr.	W 65-49
12/13	vs Hamilton	W 57-55
12/17	@ Rincon/Uni	W 90-67
12/20	@	
12/20	@ Salpointe	L 52-56
12/21	vs Sunnyslope	L 51-64
12/22	vs Davis (UT)	L 44-66
12/23	vs Red Mtn	W 59-52
1/04	@ Mtn Pointe	L 57-80
1/07	@ Mtn Ridge	W 72-57
1/11	vs Liberty	L 69-82
1/12	@ Chaparral	W 74-70
1/18	vs O'Connor	W 63-54
1/21	vs Boulder Cr	W 52-46
1/24	vs Mtn Ridge	W 64-56
1/28	@ Liberty	W 86-81
2/01	vs Chaparral	W 68-67
2/03	@ O'Connor	W 63-62
2/05	@ Brophy	L 36-72
2/08	@ Boulder Cr	L 43-60



The AIA requests that you model good sportsmanship by refraining from derogatory cheers, chants, or behavior toward students, coaches, officials, or other spectators. Speak out if you see inappropriate behavior by immediately notifying event management staff. Together, we can provide a safe and respectful environment for all.



Valley Vista
Monsoon

AZPREPS365

Photo not Provided

Alignment 6A Southwest

Region 8-2

Standings #2

Conference 10-7

Rank #17

Overall 10-8

No.	Name	Pos.	Yr.	Ht.
0	Tarik Spencer	G	Jr	6'2"
2	Dwayne LaCour	G	Jr	6'1"
3	Tarvis Edwards	PG	Jr	5'7"
4	Dwayne Porter	W	Sr	6'3"
5	Aadem Isai	SG, PG	Jr	6'1"
10	Jaylen Turner-knight	PF	Sr	6'3"
11	Trevor Currington	G, PG	So	5'10"
12	Clayton Werner	PG, G	Jr	6'1"
13	Marcel Thurman	G	Jr	5'7"
14	Kyler Mcqueen	W	Jr	6'1"
15	Dallas Marker	W, SF	Jr	6'3"
23	Dwayne Jones	SF, W	Jr	6'3"

Date	Opponent	Result
11/22	@	
11/22	vs MTV-Mesa	W 66-54
11/23	@ Perry	L 39-73
11/24	vs Des. Ridge	W 72-52
11/26	@ Corona Sol	W 60-52
11/30	vs Liberty	L 83-95
12/02	vs Brophy	L 37-56
12/03	@ Mtn Pointe	L 73-81
12/10	@ Hamilton	L 31-64
12/13	vs Des. Vista	L 60-66
12/15	vs Skyline	W 83-25
1/04	vs Millennium	L 51-57
1/11	@ Sha. Ridge	W 56-54
1/13	@ Sunnyslope	L 31-63
1/14	@ Chandler	W 61-50
1/18	vs Westview	W 82-67
1/21	vs Copper Cyn	W 76-46
1/24	@ Tolleson	W 70-33
1/28	vs Sha. Ridge	W 79-56
1/31	vs Tolleson	W 66-53
2/01	vs Sunnyslope	L 41-61
2/03	@ Westview	W 84-54
2/08	@ Copper Cyn	W 84-56
2/11	@ MTV-Mesa	W 56-49



The AIA requests that you model good sportsmanship by refraining from derogatory cheers, chants, or behavior toward students, coaches, officials, or other spectators. Speak out if you see inappropriate behavior by immediately notifying event management staff. Together, we can provide a safe and respectful environment for all.



Brophy Prep
Broncos

AZPREPS365

Photo not Provided

Alignment 6A Premier

Region 8-0

Standings #1

Conference 16-1

Rank #2

Overall 17-1

No.	Name	Pos.	Yr.	Ht.	Date	Opponent	Result
0	Miles Nash	G	Sr	6'1"	11/30 vs	Westwood	W 65-22
1	Trey Phillips	F	Sr	6'6"	12/02 @	Vall Vista	W 56-37
2	Jacob Dolasinski	G	Sr	6'0"	12/03 vs	Sunnyslope	L 40-43
3	JP Musselmann	F	Sr	6'6"	12/08 @		
4	Braeden Speed	G	So	6'3"	12/08 @	St. Mary's	W 65-62
5	Scott Root	G	Jr	5'9"	12/14 @	Chaparral	W 51-26
10	Skyler Johnson	F	Jr	6'3"	12/20 @		
11	Connor Fitzgerald	G	Jr	6'3"	12/20 vs	Mesquite	W 68-41
12	Patrick Chew	G	Sr	6'3"	12/21 @	Regis Jesuit (CO)	W 69-46
14	Conner Ivy	G, F	Jr	6'3"	12/22 @	MTV-Mesa	W 55-45
20	D'Jay VanDyke	G	Jr	5'10"	12/23 @	Davis (UT)	L 55-68
21	Sam Williams	G, F	Jr	6'0"	1/04 @	Boulder Cr	W 68-62
22	Ben Mills	G, F	Sr	6'0"	1/05 vs	O'Connor	W 64-36
23	Arman Madi	G, F	Jr	6'6"	1/07 vs	Basha	W 59-51
					1/11 @	Chandler	W 73-57
					1/14 vs	Perry	W 56-39
					1/21 @	Hamilton	W 57-40
					1/25 @	Basha	W 60-36
					1/26 @	South Mtn	W 72-54
					1/28 vs	Chandler	W 84-43
					2/01 @	Perry	W 61-46
					2/03 vs	Tucson	W 69-42
					2/05 vs	Pinnacle	W 72-36
					2/08 vs	Hamilton	W 51-47




The AIA requests that you model good sportsmanship by refraining from derogatory cheers, chants, or behavior toward students, coaches, officials, or other spectators. Speak out if you see inappropriate behavior by immediately notifying event management staff. Together, we can provide a safe and respectful environment for all.



WANT EARLY ACCESS TO ON-SALE GOODNESS?

Simply text **WEEKLYAD** to **777688** to join and
view our weekly ad via text every Wednesday!

By signing up via text, you agree to receive recurring automated promotional and personalized marketing text messages (e.g. cart reminders) from Sprouts Farmers Market at the cell number used when signing up. Consent is not a condition of any purchase. Reply HELP for help and STOP to cancel. Msg frequency varies. Msg & data rates may apply. View Terms (<http://attn.tv/sprouts/terms.html>) & Privacy (<https://www.sprouts.com/privacy/>).



SPROUTS, WHERE GOODNESS GROWS®

5A BRACKET IS ALWAYS INTRIGUING FOR TOP SEEDS

By Les Willsey
AZPreps365.com

If the last five years of the 5A boys tournament are any indication, getting the No. 1 seed brings a berth in the title game.

However, the only school to come away with the championship as a No. 1 in that interval was Gilbert in 2019. Centennial, Millennium, Deer Valley and Apollo were defeated by worthy teams in the final - three No. 2 seeds and one No. 3.

So what does that mean for 2022's top seed, Buena? The Colts can't feel too confident with that information, so best not be concerned and focus on the business at hand. There are certainly a slew of teams capable of taking home the big, gold ball. It won't be easy for anyone.

Play-in game results: #9 Higley 71, #24 Carl Hayden 47; #10 Catalina Foothills 77, #23 Nogales 43; #11 Horizon 68, #22 Cienega 55; #21 #12 Ironwood 83, Marana 67; #20 Canyon View 59, #13 Desert Mountain 57; #14 Campo Verde 54, #19 Sunnyside 52; #18 Ironwood Ridge 55, #15 North Canyon 51; #17 Arcadia 78, #16 Willow Canyon 71.

First-round games

All games on Feb. 16 at 7 p.m.: - #16 Canyon View at #1 Buena; #9 Higley at #8 Casteel; #12 Ironwood at #5 Centennial; #13 Campo Verde at #4 Sunrise Mountain; #14 Arcadia at #3 McClintock; #11 Horizon at #6 Millennium; #10 Catalina Foothills at #7 Apollo; #15 Ironwood Ridge at #2 Gilbert.

Alphabetical thumbnail sketches for the top-eight seeds:

Apollo: The Hawks finished 17-8. They've notched a state title recently, winning in 2017. They battled Centennial for the Northwest Region title and settled for a tie splitting two games with the Coyotes with an 8-2 record. Their standout is senior Ahamed Mohamed, who's averaging a team-high 27 points a game and team-leading six rebounds. Offensive complement comes from Bobby Holcumb. (10.7 ppg) and Joshon Person (9.5 ppg).

Buena: The Colts fashioned a 21-5 record. They were champs of the Southern Region. Their losses are to two 6A schools, one 4A (Salpointe, a top-3 squad in 4A) and two to 5A opponents (Sunrise Mountain and Campo Verde). Their starters average between 6.5 and 16 ppg. Cooper Jones is 16 ppg, Jake Smith 14 ppg and Deandre Hawthorne 12.5 ppg. Smith leads the team in rebounding and assists.

Casteel: The Colts are 14-8 and in the state tournament for the first time since 2019. They finished second in a competitive San Tan Region that has four of its five teams in postseason. They own some marquee wins, balanced scoring and a deep bench. Center Carson Ledbetter is an enforcer in the paint at 6-7.

Centennial: The Coyotes reached the title game last season, falling to Catalina Foothills by 14. They've shared their region title with Apollo this year and last year with Ironwood. They played for invitation titles in both events they participated in (Sunnyslope and Judy Dixon). They were runners-up at Sunnyslope and champs at Judy Dixon. Scoring leader again this season is Jake Lifgren. Helping out are veterans Abe Rangel and Emery Young.



Gilbert and Apollo are two of the very talented teams that could find themselves in the championship game. (Jack Beasley photo/MaxPreps)

Gilbert: The Tigers have what it takes to earn a second crown in four years. They moved down from 6A to 5A in 2018-19 season and have subsequently claimed the San Tan Region title for the fourth year in a row. This season they are 23-3. They won their own Welcome to the Jungle Invite during Thanksgiving week and added the McClintock Holiday Shootout title in late December. They are led by dynamic, four-year varsity guard Nikko Pentelute and three-year post Reed Shuey.

McClintock: The Chargers are in the playoffs for the eighth year in a row and seeking a lengthy stay that often has eluded them in that span. They won the Northeast Valley Region title and head to state with a 21-3 record. Their only losses are to Hamilton and Gilbert in invitationals and Horizon. Seniors Jaylen Wesley and PJ Volz are the leaders. Wesley is averaging 25 ppg and 8 rpg. Volz averages 17 ppg.

Millennium: The Tigers captured the Desert West Region title on the way to a 16-6 regular season. They've played in the state title game two of the past three years - losing to Gilbert in 2019 and Ironwood in 2020. Their losses are to Sunrise Mountain, Gilbert and Centennial and three out-of-state schools. Junior center Isaac Hymes, senior guard Reggie Orr and sophomore Gabe Pickens are in the limelight this season.

Sunrise Mountain: The Mustangs are 22-4 this season and back in postseason seeking to surpass last year's quarterfinal finish. A third-place finish in the Northwest Region was that far off from the top spot held by Centennial and Apollo who shared the region title. Junior forward Carter Gittens and senior guard Rafe Canale average 19 and 17 ppg, respectively.

2022 Boys Basketball

5A Conference Play-In

Play In
February 11

G1: 2/11, 7pm Higley HS

#24 Carl Hayden	47
#9 Higley	71

G2: 2/11, 7pm Willow Canyon HS

#17 Arcadia	78
#16 Willow Canyon	71

G3: 2/11, 7pm North Canyon HS

#18 Ironwood Ridge	55
#15 North Canyon	51

G4: 2/11, 7pm Ironwood HS

#21 Marana	67
#12 Ironwood	83

Play In
February 11

G5: 2/11, 7pm Horizon HS

55	Cienega #22
68	Horizon #11

G6: 2/11, 7pm Desert Mountain HS

59	Canyon View #20
57	Desert Mountain #13

G7: 2/11, 7pm Campo Verde HS

52	Sunnyside #19
54	Campo Verde #14

G8: 2/11, 7pm Catalina Foothills HS

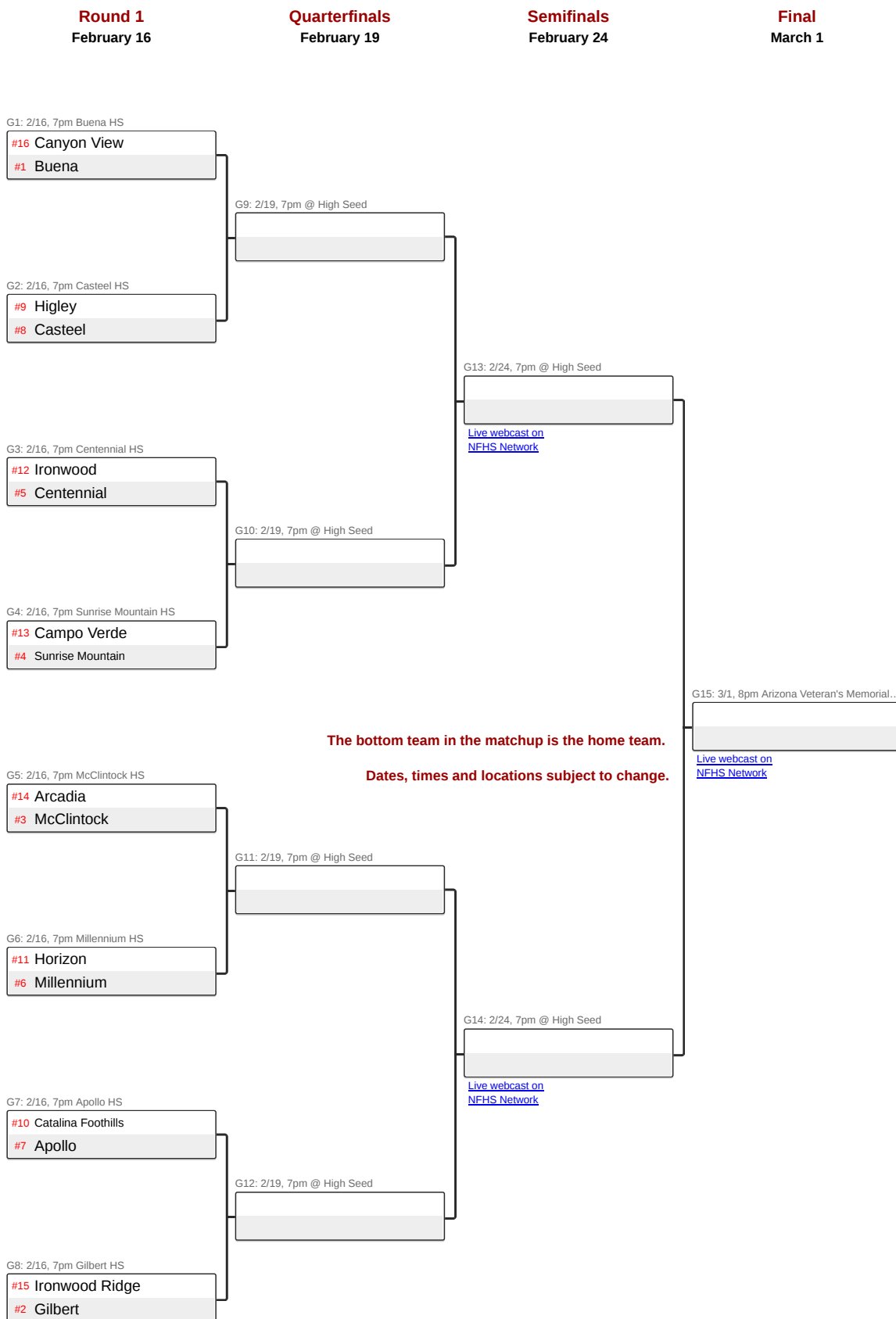
43	Nogales #23
77	Catalina Foothills #10

The bottom team in the matchup is the home team.

Dates, times and locations subject to change.

2022 AIA Boys Basketball

5A State Championship





Canyon View
Jaguars

AZPREPS365

Photo not Provided

Alignment 5A Desert West

Region 8-2

Standings #2

Conference 12-5

Rank #20

Overall 13-5

No.	Name	Pos.	Yr.	Ht.	Date	Opponent	Result
0	LaDarien Hayes	W	Sr	5'10"	11/22 @		
1	Cohen Aldridge	PF	Jr	6'2"	11/22 vs	South Mtn	W 60-57
2	Dante Marshall	PG	Sr	5'8"	11/23 @	Higley	L 45-59
3	Logan Abreu	SF	Sr	6'0"	11/24 vs	Sun. Mtn	L 50-66
4	Sam (Stanley) Mason	PF	Sr	6'3"	11/27 vs	North	W 78-56
5	Kendrick Brady	C	Sr	6'6"	12/02 vs	Kellis	W 74-52
10	Conner Aldridge	SG, PF	Jr	6'3"	12/03 vs	Des. Edge	W 53-43
11	Brycen Cosgrove	W	Sr	6'0"	12/07 @	Ironwood	L 44-71
12	Chris Reyes	G	Sr	5'9"	12/09 @	West Point	W 94-65
21	Amier Mabry	PG	Jr	5'9"	12/10 vs	Sierra Lin	W 70-39
22	Matthew Sarzoza	PF	Jr	6'2"	12/14 @	Arcadia	L 51-54
23	Joseph Iscoa Franco	SG	Jr	5'11"	12/16 @		
24	Denali McNeal	PG	Fr	6'1"	12/16 vs	Deer Vall	L 55-57
32	Tucker Lambert	PF	Jr	6'4"	12/17 vs	Central	W 69-41
					12/18 @	Gil Christ	W 64-48
					1/04 vs	Campo Ver.	L 60-67
					1/05 @	Camelback	W 86-20
					1/10 vs	Agua Fria	W 85-37
					1/13 @	Millennium	L 69-72
					1/14 vs	La Joya	W 97-73
					1/18 @	Verrado	W 60-51
					1/20 @	Lk Havasu	W 68-38
					1/25 @	Agua Fria	W 61-54
					1/28 vs	Millennium	L 61-64
					1/31 @	La Joya	W 67-33
					2/03 vs	Verrado	W 72-53
					2/08 vs	Lk Havasu	W 100-28
					2/11 @	Des. Mtn	W 59-57



The AIA requests that you model good sportsmanship by refraining from derogatory cheers, chants, or behavior toward students, coaches, officials, or other spectators. Speak out if you see inappropriate behavior by immediately notifying event management staff. Together, we can provide a safe and respectful environment for all.



Buena
Colts

AZPREPS365

Photo not Provided

Alignment 5A Southern

Region 8-0

Standings #1

Conference 12-0

Rank #1

Overall 17-1

No.	Name	Pos.	Yr.	Ht.	Date	Opponent	Result
0	Deandre Hawthorne	PG, SG	Jr	5'9"	11/22	@	
1	Jelani Brown	SF, PF	Sr		11/23	@ AJ	W 80-16
2	Ah'Jzon Sieg	PG, SG	Jr		11/24	vs Mesa	L 52-63
3	Brandon Reels	PG	Sr	5'10"	11/26	@ Campo Ver.	L 75-89
4	Tmarje Reid	PF	Jr		11/27	@ Boulder Cr	L 54-69
10	Erick Jenkins	C, PF	Sr	6'4"	11/29	vs Flow Wells	W 73-55
11	Frederick Hyatt	SG, SF	Sr	6'0"	12/03	vs Gilbert	W 58-55
12	Beau Townsend	SF, PF	Sr		12/07	@ Marana	W 60-58
13	James Gordon	PG, SG	Sr	6'0"	12/10	@ Rincon/Uni	W 70-49
14	Hunter Haymore	SF, PF	Jr	6'2"	12/14	vs Cienega	W 62-59
20	Noah Nelson	PF	Jr		12/16	@ Des. View	W 68-43
23	Cooper Jones	SG, SF	Sr	6'3"	12/17	vs Pueblo	W 75-36
24	Jake Smith	PG, SG	Sr	6'2"	12/27	@	
44	Aj Forrest	C	Jr	6'8"	12/27	vs Cortez	W 94-63
					12/28	@ Brad Mtn	W 51-25
					12/29	vs Sun. Mtn	L 56-59
					12/30	@ Metairie Park (LA) Country Day	W 53-40
					1/04	vs Sunnyside	W 76-66
					1/06	@ Nogales	W 95-57
					1/13	@ Cienega	W 54-42
					1/18	vs Des. View	W 82-37
					1/20	@ Sunnyside	W 86-68
					1/21	vs Iron Ridge	W 82-70
					1/25	vs Nogales	W 89-45
					1/28	@ Sabino	W 72-60
					2/01	vs Sahuaro	W 71-54
					2/02	@ Douglas	W 94-34
					2/04	@ Salpointe	L 66-83



The AIA requests that you model good sportsmanship by refraining from derogatory cheers, chants, or behavior toward students, coaches, officials, or other spectators. Speak out if you see inappropriate behavior by immediately notifying event management staff. Together, we can provide a safe and respectful environment for all.



Higley
Knights

AZPREPS365

Photo not Provided

Alignment 5A San Tan

Region 4-4

Standings #4

Conference 12-5

Rank #9

Overall 13-5

No.	Name	Pos.	Yr.	Ht.	Date	Opponent	Result
0	Merhauti Xepera		Sr	6'3"	11/22 @		
00	Sunny Xepera	F	Sr		11/22 vs Tolleson	W	65-56
1	Donovan Dabney	G	Fr		11/23 vs Canyon View	W	59-45
2	Yarell Greer	PG	Jr	6'0"	11/24 vs Arcadia	L	54-58
3	Deveraux Roberts	PG, SG	Sr		11/27 vs Horizon	L	49-69
4	Kaleb Bell	SF, PF	Jr		11/29 vs West Point	W	83-50
5	Carter Hancock	PG, SG	Jr	5'11"	12/03 vs Camelback	W	87-30
10	Charlie Randall	PG, SG	Jr	5'8"	12/07 @ Dysart	W	59-51
11	Kameron Bender	PG	Sr	6'1"	12/09 @ Agua Fria	W	68-61
12	Eli Schmidt	F	Jr		12/10 vs Cienega	W	65-59
21	Isaiah Kortas	G	So		12/14 @ Hayden	W	62-50
23	Jordan Irving	SF, PF	Jr		12/16 vs Apollo	W	69-61
24	Triston Walters	PG, SG	Jr		1/01 @ Wms. Field	W	61-47
32	Gavin Dabney	G	Fr		1/04 @ PV	W	64-34
32	Sion Holman		Sr		1/06 @ Washington	W	59-50
34	Javory Witherspoon	F	Sr		1/10 @ Gilbert	L	41-51
					1/14 vs Campo Ver.	L	55-66
					1/17 @ McClintock	L	66-69
					1/18 vs Casteel	W	63-53
					1/25 vs Gilbert	W	50-48
					1/31 @ Campo Ver.	L	60-72
					2/04 @ Casteel	L	45-65
					2/08 vs Wms. Field	W	65-37
					2/11 vs Hayden	W	71-47



The AIA requests that you model good sportsmanship by refraining from derogatory cheers, chants, or behavior toward students, coaches, officials, or other spectators. Speak out if you see inappropriate behavior by immediately notifying event management staff. Together, we can provide a safe and respectful environment for all.



Casteel
Colts

AZPREPS365

Photo not Provided

Alignment 5A San Tan

Region 5-3

Standings #2

Conference 13-4

Rank #8

Overall 13-5

No.	Name	Pos.	Yr.	Ht.	Date	Opponent	Result
1	Brock Shepherd	SG	Jr	5'10"	11/29 vs	Ironwood	L 63-69
2	Preston Grako	SG	Sr	5'11"	12/02 @	Basha	L 58-69
3	Sean Chance	SG	Jr	5'8"	12/03 @	Iron Ridge	W 66-46
4	Nate Ko	PG, SG	Jr	6'1"	12/07 vs	Horizon	W 53-48
10	Davis Church	PG, SG	Sr	5'11"	12/09 vs	Camelback	W 76-20
12	Jeremiah Newcombe	PG, SG	So	5'10"	12/10 vs	Central	W 70-39
13	Porter Thomas	PF, C	Sr	6'1"	12/13 vs	Des. Mtn	W 74-66
15	Parker Hall	SF	Sr	6'4"	12/14 vs	Kellis	W 64-52
23	Aidan Schmidt	SF	So	6'2"	12/27 @		
24	Carson Ledbetter	PF	Sr	6'7"	1/04 @	La Joya	W 58-21
31	Caden Zurek	PF	Jr	6'6"	1/07 @	Centennial	W 59-57
					1/10 vs	Campo Ver.	W 73-59
					1/13 @	Wms. Field	W 45-38
					1/18 @	Higley	L 53-63
					1/20 vs	Gilbert	L 44-48
					1/25 @	Campo Ver.	W 57-56
					1/28 vs	Wms. Field	W 74-38
					2/04 vs	Higley	W 65-45
					2/07 @	Gilbert	L 44-60



The AIA requests that you model good sportsmanship by refraining from derogatory cheers, chants, or behavior toward students, coaches, officials, or other spectators. Speak out if you see inappropriate behavior by immediately notifying event management staff. Together, we can provide a safe and respectful environment for all.



Ironwood
Eagles

AZPREPS365

Alignment 5A Northwest

Region 5-5

Standings #4

Conference 10-8

Rank #12

Overall 10-8

Photo not Provided

No.	Name	Pos.	Yr.	Ht.	Date	Opponent	Result
0	Julius Williams	PF	Jr	6'5"	11/22	@	
1	I'yar Shadowvine		Fr	5'7"	11/22	vs Mtn Ridge	W 90-55
2	Jake Levin	SG	Sr	5'10"	11/23	vs Queen Cr.	
3	DeOtis Nunn	PG	Sr	6'0"	11/24	@ Sunnyslope	L 51-58
4	Adonis Thomas	PG, SG	Jr	6'4"	11/26	vs Apollo	W 74-61
5	Jayden Crawford	SG	Jr	6'0"	11/29	@ Casteel	W 69-63
10	Leonard Romayor	PG	Jr	5'10"	12/02	@ Millennium	L 68-73
11	Blake Carabio	SG	So	6'1"	12/03	vs Verrado	W 75-30
12	Jordan Kuac	PF	Jr	6'5"	12/07	vs Canyon View	W 71-44
20	Ringo Aguek	SG	Sr	6'7"	12/10	@ Gilbert	L 46-51
23	Jordan Jones	PG, SG	Jr	6'0"	12/11	vs N. Canyon	L 71-72
30	Noah Gifft	SG	So	6'0"	12/17	vs Gila Ridge	W 77-40
32	Nathan Wanjohi	PF, C	So	6'4"	12/21	vs Kellis	W 63-44
					12/27	@	
					12/27	vs Basha	W 62-61
					12/28	@ Highland	W 61-55
					12/29	vs Hamilton	L 39-45
					12/30	vs Apollo	L 41-60
					1/05	vs Fairfax	W 69-28
					1/07	@ Arcadia	W 71-46
					1/10	@ Kellis	W 67-51
					1/14	vs Sun. Mtn	L 54-63
					1/19	@ Apollo	L 40-60
					1/28	@ Gila Ridge	W 70-22
					1/31	@ Sun. Mtn	W 60-50
					2/02	@ Centennial	L 37-51
					2/04	vs Apollo	L 48-52
					2/08	vs Centennial	L 35-51
					2/11	vs Marana	W 83-67



The AIA requests that you model good sportsmanship by refraining from derogatory cheers, chants, or behavior toward students, coaches, officials, or other spectators. Speak out if you see inappropriate behavior by immediately notifying event management staff. Together, we can provide a safe and respectful environment for all.



Centennial
Coyotes

AZPREPS365

Photo not Provided

Alignment 5A Northwest

Region 8-2

Standings #1

Conference 14-3

Rank #5

Overall 14-4

No.	Name	Pos.	Yr.	Ht.
1	Donquel Yancy jr	SG	Jr	5'8"
2	Quincy Kirk		Fr	
3	Michael Noonan	SG	Jr	6'1"
4	Jake Lifgren	G	Sr	6'1"
10	Marcus Rowe	PG	Jr	
10	Marcus Rowe	PG	Jr	
12	Abraham Rangel	PG	Sr	6'0"
14	Keyan Murphy	SF	So	6'3"
21	Andrew Lopez	F	So	6'0"
23	Trenten Lavender	G	Sr	6'2"
24	Gage Galbreath	F	So	6'3"
32	Victor Fabuluje	SF	Jr	
33	Emery Young	F, G	Jr	6'3"
34	Dallan Lilly	C	Jr	6'5"
42	Zack Engels	G	Jr	6'1"

Date	Opponent	Result
11/22	@	
11/22	@ Greenway	W 88-30
11/23	@ Wil Canyon	W 87-49
11/24	vs Apollo	W 69-63
11/26	@ Sunnyslope	L 54-76
11/29	vs Hayden	W 77-62
12/02	@ Campo Ver.	W 70-52
12/07	@ Millennium	W 54-48
12/08	@	
12/09	@ Highland	L 50-54
12/10	vs Fairfax	W 60-31
12/27	@	
12/27	@ Dobson	W 65-39
12/28	@ Peoria	W 82-65
12/29	vs Greenway	W 56-22
12/30	vs Vall Chr.	W 63-52
1/04	@ Horizon	W 68-61
1/07	vs Casteel	L 57-59
1/10	@ Apollo	L 49-66
1/13	vs Kellis	W 63-42
1/18	@ Sun. Mtn	W 66-50
1/20	@ N. Canyon	W 58-44
1/25	vs Apollo	W 66-57
1/27	@ Gila Ridge	W 65-18
1/28	@ Kellis	W 76-48
1/31	vs Gila Ridge	W 75-30
2/02	vs Ironwood	W 51-37
2/04	vs Sun. Mtn	L 44-51
2/08	@ Ironwood	W 51-35



The AIA requests that you model good sportsmanship by refraining from derogatory cheers, chants, or behavior toward students, coaches, officials, or other spectators. Speak out if you see inappropriate behavior by immediately notifying event management staff. Together, we can provide a safe and respectful environment for all.



Campo Verde

Coyotes

AZPREPS365

Photo not Provided

Alignment 5A San Tan

Region 4-4

Standings #3

Conference 12-6

Rank #14

Overall 12-6

No.	Name	Pos.	Yr.	Ht.
0	Austin Williams		Jr	5'4"
2	Justin Garcia	G	Jr	5'10"
3	Ty Mcdowell	F	Jr	6'3"
4	Brandon Curtis	G	Fr	5'8"
5	Josh Campbell	G	Jr	6'0"
10	Dyson Aschenbrener	G	So	5'10"
11	Cole Pace	F	Sr	6'3"
12	Lucas Hisle	G	Sr	5'9"
13	Talen Moody	G	Sr	6'2"
15	Will Clark	G	Sr	6'1"
21	Cohen Ferguson	G	So	6'0"
22	Ymi Ubon	F	So	6'4"
23	Isaiah Kai	G	Jr	6'0"
24	Zachary Brower	G	Sr	5'9"
32	Garrett Ahern	F	Jr	6'5"
50	Blake Montague	F	Sr	6'5"

Date	Opponent	Result
11/22	@	
11/22	vs Shad. Mtn	W 89-58
11/24	@ Des. Mtn	L 61-65
11/26	vs Buena	W 89-75
11/27	@ Mesquite	L 75-80
11/29	vs PV	W 75-44
12/02	vs Centennial	L 52-70
12/03	@ Sunnyside	W 61-46
12/06	vs N. Canyon	L 67-71
12/07	@ West Point	W 76-56
12/09	@ Sierra Lin	W 79-35
12/14	@ Camelback	W 103-19
1/04	@ Canyon View	W 67-60
1/05	vs Agua Fria	W 87-49
1/07	@ Hayden	W 72-63
1/10	@ Casteel	L 59-73
1/12	vs Gilbert	L 65-67
1/14	@ Higley	W 66-55
1/18	vs Wms. Field	W 72-65
1/25	vs Casteel	L 56-57
1/28	@ Gilbert	L 59-61
1/31	vs Higley	W 72-60
2/03	@ Wms. Field	W 66-39
2/11	vs Sunnyside	W 54-52



The AIA requests that you model good sportsmanship by refraining from derogatory cheers, chants, or behavior toward students, coaches, officials, or other spectators. Speak out if you see inappropriate behavior by immediately notifying event management staff. Together, we can provide a safe and respectful environment for all.



Sunrise Mountain

Mustangs



Photo not Provided

Alignment 5A Northwest

Region 7-3

Standings #3

Conference 14-3

Rank #4

Overall 15-3

No.	Name	Pos.	Yr.	Ht.	Date	Opponent	Result
1	Luke Malamas	PG, SG	Jr	6'2"	11/22 @		
2	Donivyn Brown	PG, SG	Jr	6'2"	11/22 vs	Copper Cyn	W 85-41
3	Rafe Canale	PG	Sr	6'0"	11/23 vs	Arcadia	L 44-49
4	Jadon Delaney	SG, PG	Sr	5'11"	11/24 @	Canyon View	W 66-50
5	Patrick Weyrauch	SF, PF	Jr	6'3"	11/27 vs	Chavez	W 76-43
10	Jj Martin	PG, SG	So	5'11"	11/29 vs	Wms. Field	W 74-48
11	Austin Prey		Jr	6'3"	12/02 @	Central	W 60-27
12	Connor Thornton	SF	So	6'3"	12/03 vs	Millennium	W 77-71
13	Marcus Jones	PG, SG	Sr	6'1"	12/06 @	Liberty	W 70-60
15	Dalton Graham	SF, SG	Jr	6'7"	12/16 @	PV	W 77-37
20	Carter Gittens	SG, SF	Jr	6'5"	12/27 @		
23	Andrew Balian	PG, SG	So	6'2"	12/27 @	Younger	W 71-54
24	Trey Hill	PG	Fr		12/28 @	Des. Edge	W 73-57
30	Dagan Graham	SF, PF	Sr	6'4"	12/29 @	Buena	W 59-56
					12/30 @	Cactus	W 96-76
					1/01 vs	Kellis	W 71-52
					1/04 vs	C. Shadows	W 62-55
					1/06 @	Des. Mtn	W 73-72
					1/07 @	Wil Canyon	W 80-63
					1/10 @	Gila Ridge	W 77-45
					1/13 vs	Apollo	L 62-85
					1/14 @	Ironwood	W 63-54
					1/18 vs	Centennial	L 50-66
					1/20 @	Kellis	W 44-37
					1/25 vs	Gila Ridge	W 73-39
					1/28 @	Apollo	W 51-43
					1/31 vs	Ironwood	L 50-60
					2/04 @	Centennial	W 51-44



The AIA requests that you model good sportsmanship by refraining from derogatory cheers, chants, or behavior toward students, coaches, officials, or other spectators. Speak out if you see inappropriate behavior by immediately notifying event management staff. Together, we can provide a safe and respectful environment for all.



Arcadia
Titans

AZPREPS365



Alignment 5A Northeast Valley

Region 5-5

Standings #4

Conference 10-7

Rank #17

Overall 11-7

No.	Name	Pos.	Yr.	Ht.	Date	Opponent	Result
1	Colin Christofferson	SG	Sr	6'0"	11/22 @		
2	Brandon Austin	PG	Sr	6'0"	11/22 vs	Hayden	W 58-39
3	Layne Spiekerman	PG, SG	Sr	5'10"	11/23 @	Sun. Mtn	W 49-44
4	Evan Clayton	PF, G	Sr	6'4"	11/24 @	Higley	W 58-54
5	Luke Traynor	SG, PG	Sr	5'11"	11/27 vs	Basha	L 38-59
10	James Poplawski	PF, SF	Sr	6'1"	11/30 vs	Saguaro	W 67-40
12	Joel Zavala	PF, SF	Sr	6'1"	12/02 @	N. Canyon	W 49-48
12	Joel Zavala		Sr		12/03 vs	Central	W 40-26
14	Ben Hancock	G	Jr	5'11"	12/07 vs	Camelback	W 88-28
20	Spencer Hoos	G, SG	Sr	5'11"	12/09 @	Washington	W 66-49
22	Tyler Rosenfeld	SG, SF	Sr	6'0"	12/10 @	Marana	L 63-70
23	Bo Spiekerman	PG	So	5'11"	12/14 vs	Canyon View	W 54-51
24	Brad Gooch	SF, PF	Sr	6'4"	12/27 @	Highland	L 39-69
33	Jamison Fox	C	Fr		12/27 @		
34	William Lozevski	SF, PF	Sr	6'0"	12/28 vs	Basha	L 50-59
42	Cameron Kaye	SF	Sr		12/29 vs	Mtn Ridge	L 72-78
					1/07 vs	Ironwood	L 46-71
					1/10 @	Horizon	L 51-67
					1/13 vs	Des. Mtn	W 50-47
					1/14 @	C. Shadows	W 53-42
					1/18 @	PV	W 50-32
					1/20 vs	McClintock	L 52-64
					1/25 vs	Horizon	L 46-47
					1/28 @	Des. Mtn	L 59-60
					1/31 vs	C. Shadows	W 41-40
					2/04 vs	PV	W 60-50
					2/08 @	McClintock	L 50-62
					2/11 @	Wil Canyon	W 78-71



The AIA requests that you model good sportsmanship by refraining from derogatory cheers, chants, or behavior toward students, coaches, officials, or other spectators. Speak out if you see inappropriate behavior by immediately notifying event management staff. Together, we can provide a safe and respectful environment for all.



McClintock
Chargers

AZPREPS365

Photo not Provided

Alignment 5A Northeast Valley

Region 9-1

Standings #1

Conference 15-1

Rank #3

Overall 17-1

No.	Name	Pos.	Yr.	Ht.	Date	Opponent	Result
0	Lawrence Monroe	G	Jr	5'10"	11/22 @		
1	Davion Butler	PG, SG	Jr	5'9"	11/22 vs	Washington	W 95-39
2	Erenzo Scroggins	SF	Jr	6'4"	11/24 @	Boulder Cr	W 83-69
3	Shakur Davis	SG	Jr	6'0"	11/26 vs	Hamilton	L 64-65
4	Jacoby Brown	SG	Jr	6'1"	11/27 @	Des. Mtn	W 70-43
5	Javier Bermudez	SF	Sr	6'3"	11/29 @	Marcos	W 85-58
10	Tevin Wright	G	Jr	5'11"	12/07 vs	Tempe	W 88-57
11	Gabriel Emerson	C	So	6'6"	12/09 @	Verrado	W 80-44
12	Anthony Maurizo	F	So	6'4"	12/13 vs	Central	W 92-50
15	Desean Strong	C	Sr	6'6"	12/17 vs	Hayden	W 83-66
20	Oscar Bustamante	G	Sr	5'11"	12/27 vs		
23	Jaylen Wesley	SF	Sr	6'4"	12/27 vs	Saguaro	W 91-47
24	Pascal Volz	G	Sr	6'1"	12/28 vs	Gilbert	L 74-77
					12/30 vs	Highland	W 88-65
					1/04 @	West Point	W 98-43
					1/07 vs	Camelback	W 115-45
					1/14 @	Des. Mtn	W 79-60
					1/17 vs	Higley	W 69-66
					1/18 vs	C. Shadows	W 62-56
					1/20 @	Arcadia	W 64-52
					1/22 @	PV	W 90-61
					1/25 vs	PV	W 89-42
					1/28 @	Horizon	L 64-67
					1/31 vs	Des. Mtn	W 74-65
					2/02 vs	Horizon	W 74-53
					2/04 @	C. Shadows	W 58-49
					2/08 vs	Arcadia	W 62-50




The AIA requests that you model good sportsmanship by refraining from derogatory cheers, chants, or behavior toward students, coaches, officials, or other spectators. Speak out if you see inappropriate behavior by immediately notifying event management staff. Together, we can provide a safe and respectful environment for all.



Horizon
Huskies

AZPREPS365



Alignment 5A Northeast Valley

Region 7-3

Standings #3

Conference 11-6

Rank #11

Overall 11-7

No.	Name	Pos.	Yr.	Ht.
0	Tate Griffin	PG, SG	Sr	5'9"
1	Ethan Sandler	PG, SG	Jr	
2	Cameron Coraggio	SG, PG	Sr	6'3"
3	Donny Arqueros	PG	Jr	
4	Josh Rodgers	PG, SF	Sr	5'11"
5	Charlie Everroad	PG, SG	Sr	5'10"
10	Croix Sweeney	SG, SF	Sr	6'4"
13	Alex Goldberg	SG	Sr	6'1"
14	Braden Totman		Jr	
22	Malachi Archer	SG	Jr	
23	Ryan Jones	PF, SF	Jr	
24	Jack Brackmann	PG, SG	Jr	
25	Brody Cahill	SG, PG	Jr	
42	Craig Rodgers	C	So	

Date	Opponent	Result
11/22 @		
11/22 vs	Fairfax	W 67-57
11/23 vs	Chavez	W 68-45
11/24 @	Basha	L 38-39
11/27 @	Higley	W 69-49
11/29 @	Central	W 68-30
12/02 vs	Apollo	W 67-63
12/03 @	Pinnacle	L 47-62
12/07 @	Casteel	L 48-53
12/09 vs	Gilbert	L 45-61
12/14 vs	Sierra Lin	W 82-40
12/16 vs		
12/16 vs	Westwood	W 70-36
12/17 vs	Cibola	W 57-44
12/18 vs	New Trier (IL)	L 59-70
1/04 vs	Centennial	L 61-68
1/07 vs	Verrado	W 58-37
1/10 vs	Arcadia	W 67-51
1/14 @	PV	W 74-35
1/18 vs	Des. Mtn	L 46-56
1/20 @	C. Shadows	W 55-43
1/25 @	Arcadia	W 47-46
1/28 vs	McClintock	W 67-64
1/31 vs	PV	W 82-36
2/02 @	McClintock	L 53-74
2/04 @	Des. Mtn	L 47-48
2/08 vs	C. Shadows	W 56-48
2/11 vs	Cienega	W 68-55



The AIA requests that you model good sportsmanship by refraining from derogatory cheers, chants, or behavior toward students, coaches, officials, or other spectators. Speak out if you see inappropriate behavior by immediately notifying event management staff. Together, we can provide a safe and respectful environment for all.



Millennium
Tigers

AZPREPS365

Photo not Provided

Alignment 5A Desert West

Region 10-0

Standings #1

Conference 12-3

Rank #6

Overall 15-4

No.	Name	Pos.	Yr.	Ht.	Date	Opponent	Result
0	Damian Castro	PG	Fr	5'8"	11/29 vs	C. Shadows	W 87-35
1	Christian Holly	G	So	6'1"	12/02 vs	Ironwood	W 73-68
2	Quincy Everson	G	Fr	6'0"	12/03 @	Sun. Mtn	L 71-77
3	Gabe Pickens	PG	So	6'0"	12/07 vs	Centennial	L 48-54
4	Lawren Mitchell	G	Sr	6'0"	12/10 vs	Bp Gorman (NV)	L 53-90
5	JT Amundsen	PG	Fr	5'8"	12/15 vs	Rock Canyon (CO)	W 77-72
10	Reggie Mickens-Orr	G	Sr	6'3"	1/04 @	Vall Vista	W 57-51
10	Reginald Orr	SG	Sr	6'3"	1/07 vs	Gilbert	L 61-62
11	Darius Alegria	F	Fr	6'0"	1/13 vs	Canyon View	W 72-69
12	Connor Hendershot	G	Fr	5'10"	1/14 @	Agua Fria	W 75-40
13	Dalton Dunnett	G	Fr	6'2"	1/17 vs	Cathedral (Los Angeles, CA)	W 93-51
14	Isaac Hymes	F	Jr	6'9"	1/18 @	La Joya	W 79-51
15	Donovan Franks	F	So	6'4"	1/20 vs	Verrado	W 75-51
23	Trey Curry	G	So	6'1"	1/25 vs	Lk Havasu	W 86-40
24	Kingston Tosi	G	Fr	6'5"	1/28 @	Canyon View	W 64-61
34	Demarco Michael thomas	F	Sr	6'3"	1/31 vs	Agua Fria	W 89-46
					2/04 vs	La Joya	W 70-39
					2/07 @	Lk Havasu	W 86-36
					2/08 @	Verrado	W 55-44



The AIA requests that you model good sportsmanship by refraining from derogatory cheers, chants, or behavior toward students, coaches, officials, or other spectators. Speak out if you see inappropriate behavior by immediately notifying event management staff. Together, we can provide a safe and respectful environment for all.



Catalina Foothills

Falcons



Photo not Provided

Alignment 5A Sonoran

Region 9-1

Standings #1

Conference 13-1

Rank #10

Overall 15-3

No.	Name	Pos.	Yr.	Date	Opponent	Result
2	Ryder Landis		Sr	11/24 @		
4	Quincy Geary		Sr	11/24 vs	Cienega	W 65-61
5	Quinn Pinckney		Jr	11/26 @	Iron Ridge	W 57-44
10	Trevor Garcia		Sr	11/27 vs	Salpointe	L 55-63
11	Raj Carmichael		Sr	11/29 @	Des. View	W 60-28
12	Cole Pinckney		Jr	12/02 vs	Sunnyside	W 62-56
13	JJ Salkowski		Jr	12/07 @	Wms. Field	W 61-57
14	Whit Schwartz		Sr	12/13 vs	Tucson	L 51-52
15	Jack Egginton		Fr	12/17 vs	Cholla	W 49-40
20	Jimmy Sochan		Sr	12/20 @		
21	Dylan Hadley		Sr	12/20 vs	Pusch	
22	Jake Jump		Sr	1/04 vs	MTV-Marana	W 59-43
23	Josh Sochan		Sr	1/06 @	Iron Ridge	W 58-48
24	AB Mendoza		So	1/07 vs	Marana	W 65-46
35	Jack Bader		Jr	1/10 vs	Flow Wells	W 65-41
42	Grant Senese		Sr	1/18 @	Marana	L 50-53
				1/20 @	MTV-Marana	W 51-28
				1/21 @	Casa Gr.	W 61-40
				1/25 vs	Iron Ridge	W 48-44
				1/27 @	Flow Wells	W 66-53
				1/28 vs	Canyon Oro	W 65-51
				2/02 @	Salpointe	L 35-65
				2/03 vs	Casa Gr.	W 76-59
				2/07 @	Nogales	W 71-63
				2/11 vs	Nogales	W 77-43



The AIA requests that you model good sportsmanship by refraining from derogatory cheers, chants, or behavior toward students, coaches, officials, or other spectators. Speak out if you see inappropriate behavior by immediately notifying event management staff. Together, we can provide a safe and respectful environment for all.



Apollo
Hawks

AZPREPS365

Photo not Provided

Alignment 5A Northwest

Region 8-2

Standings #2

Conference 12-4

Rank #7

Overall 13-5

No.	Name	Pos.	Yr.	Ht.	Date	Opponent	Result
0	Bobby Holcomb	G	Jr	6'0"	11/22 @		
1	Nolan Parker	G	Sr	5'9"	11/22 @	O'Connor	W 74-45
3	Lashy Perez	G	Jr	6'2"	11/23 vs	Peoria	W 77-52
4	Devin Covarrubias	G	Jr	5'10"	11/24 @	Centennial	L 63-69
10	Adam Mohamed	G	So	6'0"	11/26 @	Ironwood	L 61-74
11	Bryan Saiz	G	Sr	5'9"	11/29 vs	Sunnyslope	L 48-62
15	Cory Weathersby	W, P	Sr	6'3"	12/02 @	Horizon	L 63-67
20	Johnneil Sumpter	W	Sr	6'1"	12/03 @	Moon Vall	W 58-37
21	Ahamed Mohamed	G	Sr	6'0"	12/07 vs	C. Shadows	W 61-50
23	Nael Al-masri	W	Jr	6'3"	12/09 @	Hayden	W 61-50
24	Joshon Person	W	Sr	6'0"	12/10 @	Kellis	W 94-75
35	Elyjah Payne	W	Sr	6'4"	12/14 @	Gilbert	W 53-51
					12/16 @	Higley	L 61-69
					12/27 @		
					12/27 vs	Liberty	W 86-66
					12/29 @	Gilbert	L 59-60
					12/30 @	Ironwood	W 60-41
					1/07 vs	Wms. Field	W 98-41
					1/10 vs	Centennial	W 66-49
					1/13 @	Sun. Mtn	W 85-62
					1/19 vs	Ironwood	W 60-40
					1/21 @	Gila Ridge	W 78-48
					1/25 @	Centennial	L 57-66
					1/28 vs	Sun. Mtn	L 43-51
					1/31 vs	Kellis	W 73-50
					2/04 @	Ironwood	W 52-48
					2/08 vs	Gila Ridge	W 93-38



The AIA requests that you model good sportsmanship by refraining from derogatory cheers, chants, or behavior toward students, coaches, officials, or other spectators. Speak out if you see inappropriate behavior by immediately notifying event management staff. Together, we can provide a safe and respectful environment for all.



Ironwood Ridge

Nighthawks

AZPREPS365



Alignment 5A Sonoran

Region 8-2

Standings #2

Conference 9-5

Rank #18

Overall 10-8

No.	Name	Pos.	Yr.	Ht.
2	Cole Anderson		Sr	6'5"
3	Ryan Taylor		Jr	5'11"
5	Andrew Cain		Jr	6'3"
10	Kayton Garrett		Jr	6'0"
11	Nathaniel Clayton	SG	Sr	6'3"
12	Mason Hoke		So	6'1"
15	Jonah Williams		So	6'4"
24	Aiden Hanley		Jr	6'0"
30	Langston Collier		Sr	6'0"
32	Isaiah Overton		Jr	6'2"
40	Noah Williams	C	Jr	6'8"

Date	Opponent	Result
11/24	@	
11/24	vs Cholla	W 62-47
11/26	vs C foothills	L 44-57
11/27	vs Flow Wells	W 59-33
11/29	vs Nogales	W 61-49
12/02	@ Tucson	L 61-69
12/03	vs Casteel	L 46-66
12/09	vs Salpointe	L 39-59
12/10	@ Wil Canyon	L 81-85
12/14	@ Flow Wells	W 63-60
12/15	@ MTV-Marana	W 54-48
12/20	@	
12/20	@ N. Canyon	L 57-67
12/21	vs Mohave	W 60-30
12/22	@ Lk Havasu	W 59-22
12/22	vs Sunnyside	W 61-54
12/22	vs N. Canyon	L 51-60
1/04	vs Casa Gr.	W 75-60
1/06	vs C foothills	L 48-58
1/07	@ Sahuaro	L 64-81
1/18	vs MTV-Marana	W 58-53
1/20	@ Casa Gr.	W 65-46
1/21	@ Buena	L 70-82
1/25	@ C foothills	L 44-48
1/27	vs Marana	W 76-63
2/01	vs Canyon Oro	W 66-48
2/03	vs Flow Wells	W 56-54
2/07	@ Marana	W 55-49
2/11	@ N. Canyon	W 55-51



The AIA requests that you model good sportsmanship by refraining from derogatory cheers, chants, or behavior toward students, coaches, officials, or other spectators. Speak out if you see inappropriate behavior by immediately notifying event management staff. Together, we can provide a safe and respectful environment for all.



Gilbert
Tigers

AZPREPS365

Photo not Provided

Alignment 5A San Tan

Region 7-1

Standings #1

Conference 12-3

Rank #2

Overall 15-3

No.	Name	Pos.	Yr.	Ht.	Date	Opponent	Result
0	Tyler Lubash	G	Sr	6'0"	11/22	vs	
1	Landon LaMancusa	G	Sr	6'0"	11/22	vs Chandler	W 70-54
2	Elijah Johnson	G	Sr	5'10"	11/23	vs Pinnacle	W 62-41
3	Jaden Acuna	G	Jr	5'11"	11/24	vs Corona Sol	W 58-42
4	Shade Kerr	F	Sr	6'3"	11/26	vs Perry	W 51-45
5	Nikko Pentelute	PG	Sr	6'1"	11/29	vs Mesquite	W 79-66
10	Jaelen Green	W	So	6'3"	12/01	vs Des. Mtn	W 52-42
11	Isaiah Bronson	PG	So	6'1"	12/02	@ Des. Ridge	W 61-43
15	Aronde Miller	G	Sr	6'0"	12/03	@ Buena	L 55-58
22	Golden Thibaudeau	W	Jr	6'1"	12/06	@ Central	W 67-25
23	KJ Perry	G	Jr	6'2"	12/07	vs Highland	W 70-67
24	Trey Hollis	G	Sr	6'2"	12/09	@ Horizon	W 61-45
32	Reed Shuey	PF	Sr	6'6"	12/10	vs Ironwood	W 51-46
33	Luke Balazentis	PF	Jr	6'5"	12/14	vs Apollo	L 51-53
					12/27	@	
					12/27	vs Mesa	W 56-39
					12/28	@ McClintock	W 77-74
					12/29	vs Apollo	W 60-59
					12/30	@ Hamilton	W 48-42
					1/07	@ Millennium	W 62-61
					1/10	vs Higley	W 51-41
					1/12	@ Campo Ver.	W 67-65
					1/14	vs Wms. Field	W 74-39
					1/20	@ Casteel	W 48-44
					1/25	@ Higley	L 48-50
					1/28	vs Campo Ver.	W 61-59
					1/31	@ Wms. Field	W 70-31
					2/07	vs Casteel	W 60-44



The AIA requests that you model good sportsmanship by refraining from derogatory cheers, chants, or behavior toward students, coaches, officials, or other spectators. Speak out if you see inappropriate behavior by immediately notifying event management staff. Together, we can provide a safe and respectful environment for all.

OFFICIAL FUNDRAISING PARTNER OF

AIA



- Our system completes 95% of the work
- Avg. student-athlete raises \$356
- ZERO financial risk
- Get started today in person or virtually

HAMILTON HIGH SCHOOL FOOTBALL FUNDRAISER



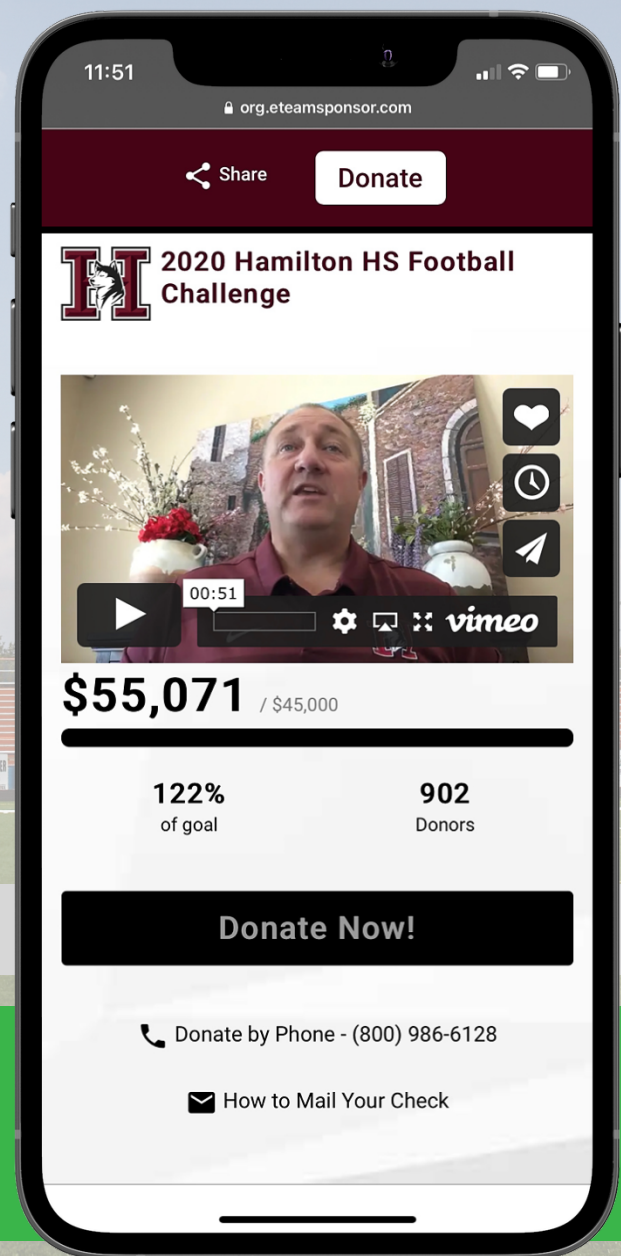
*Scan to
Learn More!*

CONTACT YOUR REP:

DREW BENDER

drew@eteamsponsor.com

(602) - 541 - 5731



NOW IS YOUR MOMENT!

SALPOINTE IS No. 1 in 4A, BUT GETTING THROUGH TOP SEEDS IS A GAUNTLET

By Andy Morales
AZPreps365.com

Salpointe head coach Eric Castillo is considered a “new face” in the world of boys’ basketball because we assign the label of “first year head coach” to anyone who steps on the court in that capacity regardless of age, expertise or experience and, with forgiveness on the “age” part, Castillo is far from a new face on the wooden floor.

Castillo replaced legendary coach Jim Reynolds this winter, and Reynolds was the main force behind Castillo stepping up from behind the scenes to take over the Lancer program. Reynolds is a Hall of Fame coach from Ohio who retired after 43 years of coaching and he led Salpointe to a state championship in 2020. His recommendation to have Castillo take over after assisting five different head coaches over the last 17 years at Salpointe was pretty much all the Lancer faithful needed. It was time.

“Jim told me, ‘Hey, man, you know, you can do this thing,’” Castillo said in an interview with AllSportsTucson. “He retired and he recommended me. I got letters of recommendation through him, from Coach Brian Holstrom (Salpointe) and from Gary Malis, who was at Sabino for four years and who I coached with at Sporting Chance. So, I just had some great support behind me.

“It was just a kind of a logical thing.”

The Lancers are 18-0 in power-ranking games this year and 23-2 overall. There’s little doubt the Lancers will be heavy favorites in the 4A state tournament again this year with senior Dillan Baker (6-6) averaging 14.8 points an outing with 5.6 rebounds. In all, the Lancers have four players in double figures including Julian Riesgo, Brett Rosenblatt and Canyon Torres.

Saint Mary’s defeated Paradise Honors 50-47 to win the 4A state title last year with Paradise Honors eliminating Salpointe 62-57 in the overtime in the semifinal round and Saint Mary’s taking out Coconino 69-46 in the other semifinal match. Saint Mary’s is 14-3 this year and Paradise Honors is 15-3. Both of those squads finished the regular season high enough to avoid the play-in bracket but Coconino (15-3) played the extra game and the Panthers defeated Mica Mountain 66-56 to advance to the 4A state playoffs.

Saint Mary’s defeated Paradise Honors 63-61 to start off the regular season and the Knights have scored over 90 points in a game six times this year and over 100 three times including a 113 to 66 win over Tempe on Feb. 1. Damin Lopez took the Saint Mary’s head coaching position in 2017 and the team went from six power-ranking victories to a state title in that time frame. His father, David Lopez, led Saint Mary’s to a state championship in 2009.

The Knights return senior Garrison Phelps, sophomore Styles Phipps and senior Jeremiah Cherry from that championship squad.



*Eric Castillo hopes to become the second Salpointe coach in three years to win a title after the school was runner-up five times from 1997-2018.
(Andy Morales photo/AZPreps365)*

Paradise Honors actually started out the regular season 1-2 in power-ranking games with the second loss coming at Peoria. Peoria (16-2) will also be a force in the state layoffs. Paradise Honors scored more than 100 points in a game four times this year including a 119 to 29 win at Yuma and the team almost broke 100 again in a 97-37 win over Youngker to end the regular season. Blessing Nwotite (6-2) leads the Panthers with 17.5 points a game with 6 rebounds. Junior Matthew Henry-Harrison (12.0), senior Luke Light (11.8) and junior Zander Kamai (10.2) are also in double figures.

Peoria’s first loss was a 70-63 setback to Saint Mary’s on New Year’s Day in the Footprint Arena in Phoenix. The other loss came at Deer Valley, 52-50 in overtime. Deer Valley (16-2) is also a 4A power team. The Panthers came up with a bit of revenge on Deer Valley two weeks later in another overtime battle with Peoria coming out on top 78-76 in an epic double-overtime affair.

Junior Andrew Camacho leads Peoria with 25.8 points a game and junior Calvin Windley has 17.3 points an outing including 7.6 rebounds.

Salpointe beat Deer Valley 63-61 in the quarterfinal last year but the Skyhawks are primed to play deep this year. Besides the double-overtime loss to Peoria, the Skyhawks also lost 72-50 to Notre Dame Prep (15-3). The Saints also avoided the play-in phase.

Deer Valley comes in with seniors Semajay James and Greg Giles along with juniors Jaydon Cameron and Eric Perkins. Junior Jayden Sleeper and senior Jojo Montgomery have also been forced to deal with along with junior Jaydon Cameron.

Notre Dame Prep has a 64-56 loss to Deer Valley and two losses to Peoria including a 75-72 overtime loss on Feb. 4. Sophomore Anthony Batson, Jr. (6-2) leads the Saints with 18.0 points a game and 4.6 rebound while a couple of freshmen in Bryce Quinet (15.8) and Brannan Peterson (14.3) have also come up big in the scoring column.

2022 Boys Basketball

4A Conference Play-In

Play In
February 10

G1: 2/10, 7pm Sahuaro HS

#24 Desert Edge	42
#9 Sahuaro	46

G2: 2/10, 7pm Rio Rico HS

#17 Bradshaw Mountain	57
#16 Rio Rico	62

G3: 2/10, 7pm Poston Butte HS

#18 ALA - QC	39
#15 Poston Butte	38

G4: 2/10, 7pm Prescott HS

#21 Thunderbird	70
#12 Prescott	80

Play In
February 10

G5: 2/10, 7pm Canyon Del Oro HS

68	Pueblo #22
53	Canyon Del Oro #11

G6: 2/10, 7pm Dysart HS

47	Saguaro #20
57	Dysart #13

G7: 2/10, 7pm Flagstaff HS

71	Buckeye Union #19
80	Flagstaff #14

G8: 2/10, 7pm Coconino HS

56	Mica Mountain #23
66	Coconino #10

The bottom team in the matchup is the home team.

Dates, times and locations subject to change.

2022 AIA Boys Basketball

4A State Championship

Round 1 February 15

Quarterfinals February 18

Semifinals February 22

Final February 28

G1: 2/15, 7pm Salpointe Catholic HS

#16 Rio Rico

#1 Salpointe Catholic

G9: 2/18, 7pm @ High Seed

G2: 2/15, 7pm Cactus HS

#9 Sahuaro

#8 Cactus

G13: 2/22, 7pm @ High Seed

[Live webcast on
NFHS Network](#)

G3: 2/15, 7pm Notre Dame Preparatory

#12 Dysart

#5 Notre Dame Prep

G10: 2/18, 7pm @ High Seed

G4: 2/15, 7pm Deer Valley HS

#13 Flagstaff

#4 Deer Valley

G15: 2/28, 8pm Arizona Veteran's Memori...

The bottom team in the matchup is the home team.

Dates, times and locations subject to change.

[Live webcast on
NFHS Network](#)

G5: 2/15, 7pm Peoria HS

#14 ALA - QC

#3 Peoria

G11: 2/18, 7pm @ High Seed

G6: 2/15, 7pm Mesquite HS

#11 Prescott

#6 Mesquite

G14: 2/22, 7pm @ High Seed

[Live webcast on
NFHS Network](#)

G7: 2/15, 7pm Paradise Honors HS

#10 Coconino

#7 Paradise Honors

G12: 2/18, 7pm @ High Seed

G8: 2/15, 7pm St. Mary's HS

#15 Pueblo

#2 St. Mary's



Rio Rico
Hawks

AZPREPS365

Photo not Provided

Alignment 4A Gila

Region 7-1

Standings #2

Conference 7-6

Rank #29

Overall 8-11

No.	Name	Pos.	Yr.	Date	Opponent	Result
1	Andres Lopes		Jr	11/26 @		
2	Christian Doyle		Jr	11/26 vs	San Tan	W 63-34
3	Job Villanueva		Sr	11/26 @	Florence	L 52-64
5	Vicente Fuentes		Sr	11/27 @	Vista Gr.	L 60-67
10	Francisco Arellano		Jr	11/27 vs	MTV-Marana	L 32-65
12	Enrique Merino		Sr	11/30 @	Cholla	L 52-64
13	Johnny Crespo		Sr	12/02 vs	Salpointe	L 46-87
15	Angel Valenzuela		So	12/03 @	Pueblo	L 58-66
20	Erick Ramirez		Jr	12/07 vs	Sahuaro	L 61-77
21	Alan Silva		Sr	1/04 vs	Amphi	W 50-47
22	Jerman Solis		Jr	1/07 @	Sahuarita	W 60-53
23	Gus Pacheco		Sr	1/08 vs	Coolidge	L 68-76
24	Marco Mora		Sr	1/14 @	Sunnyside	L 45-76
25	Nelson Semidey		Jr	1/20 @	Amphi	W 45-15
32	Jesus Quijada		Sr	1/21 vs	Douglas	W 68-34
				1/24 vs	Nogales	L 48-57
				1/27 vs	Wldn Grove	L 50-56
				1/28 @	Douglas	W 49-22
				1/31 vs	Palo Verde	L 47-71
				2/01 vs	Flow Wells	L 59-62
				2/03 vs	Tan. Verde	W 55-44
				2/04 @	Wldn Grove	W 60-52
				2/07 @	Canyon Oro	L 60-70
				2/08 vs	Sahuarita	W 62-35
				2/10 vs	Brad Mtn	W 62-57



The AIA requests that you model good sportsmanship by refraining from derogatory cheers, chants, or behavior toward students, coaches, officials, or other spectators. Speak out if you see inappropriate behavior by immediately notifying event management staff. Together, we can provide a safe and respectful environment for all.



Salpointe Catholic

Lancers

Photo not Provided

Alignment 4A Kino

Region 8-0

Standings #1

Conference 12-0

Rank #1

Overall 18-0

No.	Name	Pos.	Yr.	Ht.	Date	Opponent	Result
0	James Smotherman	G	Sr	5'10"	11/24	@	
1	Julian Riesgo	G	Sr	5'8"	11/24	vs Dobson	W 74-46
2	Brett Rosenblatt	F	Sr	6'3"	11/26	@ Flow Wells	W 85-32
3	Canyon Torres	G	Jr	6'2"	11/27	@ CFoothills	W 63-55
5	Danel Brunner	F	Jr	6'2"	11/30	vs Amphi	W 84-34
10	Niyonkuru Jonas	G	Jr	5'9"	12/02	@ Rio Rico	W 87-46
12	Scott Spencer	F	Sr	6'0"	12/09	@ Iron Ridge	W 59-39
13	Pasha Shemirani	F	Jr	6'6"	12/20	@	
15	Harley Pupach	F	Jr	6'2"	12/20	vs Pinnacle	W 56-52
20	Antonio Amador	G	So	5'11"	12/21	@ Davis (UT)	L 61-75
22	Dillan Baker	G	Sr	6'6"	12/22	vs Sunnyslope	L 63-70
23	Denton Leber	F	Jr	6'3"	12/23	vs MTV-Mesa	W 61-52
24	Cole Acedo	G	Sr	5'9"	1/04	@ Sahuaro	W 62-41
25	Jaden Ibarra	G	Jr	5'6"	1/06	@ Cienega	W 46-43
34	Kaedo Lambert	G	Jr	5'9"	1/07	@ ALA - QC	W 61-33
					1/11	@ Canyon Oro	W 78-53
					1/17	vs Cholla	W 66-42
					1/19	@ Pueblo	W 67-54
					1/20	@ Prd. Honor	W 57-44
					1/24	vs Sahuaro	W 69-54
					1/25	@ Cholla	W 54-33
					1/26	vs Canyon Oro	W 74-67
					1/28	vs Pueblo	W 64-60
					1/31	vs Nogales	W 81-57
					2/01	vs MTV-Marana	W 64-44
					2/02	vs CFoothills	W 65-35
					2/04	vs Buena	W 83-66



The AIA requests that you model good sportsmanship by refraining from derogatory cheers, chants, or behavior toward students, coaches, officials, or other spectators. Speak out if you see inappropriate behavior by immediately notifying event management staff. Together, we can provide a safe and respectful environment for all.



Sahuaro
Cougars

AZPREPS365

Photo not Provided

Alignment 4A Kino

Region 5-3

Standings #2

Conference 10-3

Rank #9

Overall 13-5

No.	Name	Pos.	Yr.	Ht.	Date	Opponent	Result
2	Ramiro Valencia	G	Sr	5'10"	11/24	vs	
2	Ramiro Valencia	G	Sr	5'10"	11/24	@ Tan. Verde	W 64-57
3	Titus Palmer	G	Jr	6'0"	11/26	@ Canyon Oro	W 54-53
4	Aj Mccumber	G	Sr	5'10"	11/27	vs Mica Mtn.	W 68-63
5	Dominic Allard		So	6'1"	12/02	@ Amphi	W 58-40
10	Ayumu Lara	F	Fr	6'1"	12/03	vs Wldn Grove	W 74-29
11	Marvin Kemp	G	Sr	6'1"	12/07	@ Rio Rico	W 77-61
15	Jamaal McCraney	F	Fr	6'2"	12/10	@ Canyon Oro	W 54-43
21	Nick Ponds	F	So	6'1"	12/20	vs Benson	
23	David Campa	F	Sr	6'3"	12/20	@	
24	Ryan Valdez	F	Sr	6'3"	1/04	vs Salpointe	L 41-62
25	Jayden Simmons	F	Sr	6'2"	1/06	vs Sabino	L 37-38
30	Kuel Lual	F	Sr	6'6"	1/07	vs Iron Ridge	W 81-64
31	Eric Delgadillo	PF	Jr		1/10	vs Casa Gr.	W 59-51
31	Erick Delgadillo	F	Jr	6'1"	1/17	@ Palo Verde	W 74-62
32	Xander Rodriguez	G	Jr	6'0"	1/24	@ Salpointe	L 54-69
33	Isaiah Aguiar	F	Jr	6'3"	1/25	@ Pueblo	W 67-51
45	Erick Pulido	F	Jr	6'6"	1/27	@ Cholla	W 55-48
50	Jamal Ali	F	Fr	6'5"	1/31	vs Douglas	W 58-15
					2/01	@ Buena	L 54-71
					2/03	@ Sahuarita	W 60-29
					2/04	vs Cholla	W 37-35
					2/05	vs Canyon Oro	L 34-47
					2/07	vs Pueblo	W 53-50
					2/10	vs Des. Edge	W 46-42



The AIA requests that you model good sportsmanship by refraining from derogatory cheers, chants, or behavior toward students, coaches, officials, or other spectators. Speak out if you see inappropriate behavior by immediately notifying event management staff. Together, we can provide a safe and respectful environment for all.



Cactus
Cobras

AZPREPS365

Photo not Provided

Alignment 4A West Valley

Region 4-6

Standings #4

Conference 12-6

Rank #8

Overall 12-6

No.	Name	Pos.	Yr.	Ht.	Date	Opponent	Result
10	Adan Juarez	PG, SG	Sr	5'10"	11/30	vs Tbird	W 67-58
12	Yahseen Moore	G, W	Sr	6'1"	12/03	vs Combs	W 74-31
14	Rameel Yaro	PG, SG	Sr	6'1"	12/07	@ Youngker	W 76-35
15	Rob Jenkins	PG, SG	Sr	6'3"	12/08	vs Prescott	W 90-84
20	Terrell Doxie	SG, SF	Jr	6'2"	12/13	@ Greenway	W 62-36
21	Nehemiah Williams	PG, SF	Fr	6'3"	12/14	vs AJ	W 91-19
22	Rene Arce	PG, SG	Sr	6'1"	12/16	@	
23	Aydan Delgado	G	So	5'9"	12/16	vs Gil Christ	W 61-28
24	Christopher Thomas jr.	G	Sr	6'0"	12/17	@ O'Connor	W 76-61
30	Noah Druecker	SG, SF	Jr	5'10"	12/18	vs Deer Vall	L 63-68
32	Josiah Hyslip	C, PF	So		12/27	vs	
33	Daniel Burbank	SG, SF	Sr	6'0"	12/27	vs Browne	W 72-43
34	Gabriel Rodriguez	PF, SF	Fr	6'2"	12/28	vs Kellis	W 87-75
42	Bradey Henige	PF	So	6'11"	12/29	@ Canyon Oro	W 53-
					12/30	vs Sun. Mtn	L 76-96
					1/05	@ Brad Mtn	W 56-51
					1/07	@ ND Prep	L 80-83
					1/12	vs Des. Edge	W 69-54
					1/13	@ Goldwater	W 70-21
					1/17	vs Deer Vall	L 42-57
					1/20	@ Peoria	L 72-74
					1/25	vs ND Prep	L 77-82
					1/27	@ Des. Edge	W 58-52
					1/31	vs L Williams	W 69-33
					2/01	vs Goldwater	W 66-28
					2/04	@ Deer Vall	L 59-61
					2/07	vs Peoria	L 79-85



The AIA requests that you model good sportsmanship by refraining from derogatory cheers, chants, or behavior toward students, coaches, officials, or other spectators. Speak out if you see inappropriate behavior by immediately notifying event management staff. Together, we can provide a safe and respectful environment for all.



Dysart
Demons

AZPREPS365



Alignment 4A Southwest

Region 7-3

Standings #2

Conference 13-4

Rank #13

Overall 13-5

No.	Name	Pos.	Yr.	Ht.	Date	Opponent	Result
1	Jacob Mink		Sr	5'10"	11/22 vs Mesa	L	34-64
2	Nathaniel Morales Leyva		So	5'11"	11/22 @		
3	Tyreeic Nolte	PG, SG	Sr	5'11"	11/24 @ AJ	W	78-14
4	Jayden Bolhar		Jr	6'0"	11/26 @ Westview	L	65-66
5	Mabith Ring		Sr	6'3"	11/27 vs Westwood	W	51-42
10	Badawy Eisa		Sr	5'9"	11/30 vs Mohave	W	60-32
15	Vincent Torres	SF, SG	Sr	5'11"	12/02 @ ND Prep	L	47-81
20	Darius Anderson		Jr	6'5"	12/03 vs Cortez	W	61-44
21	Nathan Castano		Jr	5'11"	12/07 vs Higley	L	51-59
22	Damian Lua		Sr	6'4"	12/10 @ Moon Vall	W	67-51
23	Nigel Anderson	PF, SF	So	6'4"	12/13 vs Saguaro	W	48-46
33	Eli Fleming	SG	Sr	6'0"	12/15 vs Buckeye	W	82-67
42	Kye Brown		So	6'4"	12/16 @ Goldwater	W	82-37
	Lamar Anderson	SF, SG		5'11"	12/27 @		
					12/27 @ ALA - Ironwood	W	54-49
					12/28 vs Des. Ridge	L	53-60
					12/29 @ Camp Verde	W	89-75
					1/04 @ Coronado	W	75-44
					1/06 @ Youngker	L	67-72
					1/11 vs Prd. Honor	L	61-65
					1/17 @ Yuma	W	83-51
					1/21 vs EFoot hills	W	52-45
					1/25 vs Youngker	W	81-35
					1/27 @ Prd. Honor	L	50-65
					2/01 @ Buckeye	W	58-53
					2/04 vs Yuma	W	84-41
					2/07 @ EFoot hills	W	45-42
					2/10 vs Saguaro	W	57-47



The AIA requests that you model good sportsmanship by refraining from derogatory cheers, chants, or behavior toward students, coaches, officials, or other spectators. Speak out if you see inappropriate behavior by immediately notifying event management staff. Together, we can provide a safe and respectful environment for all.



Notre Dame Prep

Saints



Alignment 4A West Valley

Region 7-3

Standings #3

Conference 15-3

Rank #5

Overall 15-3

No.	Name	Pos.	Yr.	Ht.	Date	Opponent	Result
2	Brandon Nacario		Sr	6'0"	11/23 vs Prescott	W	78-69
4	Drake Grawer		Sr	6'1"	11/26 @		
5	Brennan Peterson		Fr	5'10"	11/26 @ Ftn Hills	W	60-41
10	Nick Stafford		Jr	5'11"	11/26 vs ALA - QC	W	70-58
11	Jake Smoley		Jr	6'2"	11/27 @ Vall Chr.	L	51-76
12	Brice Martin		Sr	6'3"	11/27 vs Pusch	L	60-62
13	Oliver Cardinali		Sr	6'1"	11/29 vs Coconino	W	79-65
14	Alex Alfele		So	6'0"	12/02 vs Dysart	W	81-47
15	Ian Clay		Sr	6'2"	12/08 @ Saguaro	W	82-50
20	Dane Doherty		So		12/17 @ Seton	W	78-59
22	Anthony Batson, Jr.		So	6'2"	1/04 vs ALA - QC	W	77-33
23	Will Feagles		Fr	6'1"	1/05 @ T-bird	W	76-58
24	Bryce Quinet		Fr	6'1"	1/07 vs Cactus	W	83-80
25	Carsen Mackey		Sr	6'2"	1/11 @ Goldwater	W	79-48
30	Carter Jacobs		So		1/14 @ Deer Vall	L	56-64
	Jack DeChant		Jr		1/17 vs Peoria	L	70-80
					1/21 vs Des. Edge	W	76-53
					1/25 @ Cactus	W	82-77
					1/27 @ Marcos	W	78-70
					1/28 vs Goldwater	W	72-20
					2/01 vs Deer Vall	W	72-50
					2/04 @ Peoria	L	72-75
					2/07 @ Des. Edge	W	72-61



The AIA requests that you model good sportsmanship by refraining from derogatory cheers, chants, or behavior toward students, coaches, officials, or other spectators. Speak out if you see inappropriate behavior by immediately notifying event management staff. Together, we can provide a safe and respectful environment for all.



Flagstaff
Eagles

AZPREPS365

Photo not Provided

Alignment 4A Grand Canyon

Region 9-3

Standings #3

Conference 12-6

Rank #14

Overall 12-6

No.	Name	Pos.	Yr.	Ht.
0	Jake Weidinger	PF	Jr	6'4"
4	Robert Parker	PG, SG	Sr	6'0"
5	Gage Betts	PG, SG	Sr	5'9"
5	Jake Centner	SF, SG	So	
10	Collin Doucette	SF	Sr	5'10"
11	Cody Smith	PG, SG	Sr	5'9"
13	Max Fritsch	PG, SG	Sr	6'3"
14	Camden Hagerman	SG, SF	So	
14	Layton Hagerman	SF	Sr	
15	Ben Janecek	PF, SF	Jr	6'4"
21	Morgen Quotskuyva	SF	Sr	6'1"
24	Nick Sneezy	PG, SG	Sr	6'0"
25	Nick Morrow	C	Sr	6'8"
30	Connor O'brien-piubeni	SG, PG	So	
32	Pete Stalker	SG, SF	Sr	5'11"
45	Richard Garcia	C, PF	Jr	6'4"

Date	Opponent	Result
11/24	@	
11/24	vs Trivium	L 56-57
11/26	vs Independ.	W 57-45
11/27	@ AZ Prep	W 51-41
11/27	@ Phx Christ	W 58-50
11/29	@ ALA - QC	W 51-47
12/01	vs Des. Edge	L 45-52
12/03	vs Mingus Un	W 57-52
12/07	vs Mohave	W 67-37
12/09	vs North Prep	W 76-33
12/09	vs	
12/09	vs AZ Luth.	L 42-53
12/10	@ Prd. Honor	L 32-83
12/11	@ San Tan	L 49-64
12/13	vs Coronado	W 59-26
1/05	vs Deer Vall	L 34-56
1/07	@ Prescott	L 61-92
1/11	@ L Williams	W 54-28
1/13	@ Cortez	W 64-52
1/15	@ Prd. Honor	L 45-58
1/18	@ Coconino	L 42-65
1/21	@ Mingus Un	W 65-61
1/25	@ Mohave	W 59-39
1/27	vs Brad Mtn	W 66-49
1/28	vs L Williams	W 45-24
2/01	@ Brad Mtn	W 58-47
2/04	vs Prescott	W 70-68
2/08	vs Coconino	L 54-67
2/10	vs Buckeye	W 80-71



The AIA requests that you model good sportsmanship by refraining from derogatory cheers, chants, or behavior toward students, coaches, officials, or other spectators. Speak out if you see inappropriate behavior by immediately notifying event management staff. Together, we can provide a safe and respectful environment for all.



Deer Valley
Skyhawks

AZPREPS365

Photo not Provided

Alignment 4A West Valley

Region 8-2

Standings #2

Conference 14-2

Rank #4

Overall 16-2

No.	Name	Pos.	Yr.	Ht.	Date	Opponent	Result
0	Travis Vasquez		So		11/22 @		
1	Semajay James		Sr		11/22 vs Wil Canyon	L	66-68
2	Jayden Sleeper		Jr		11/23 vs Greenway	W	64-45
3	Greg Giles		Sr		11/24 vs Liberty	L	70-85
4	Bryson Livingston				11/26 @ Mtn Ridge	L	82-84
5	Tyler Wenk		So		11/30 @ EFootHills	W	56-55
12	Rudy Gonzales		Jr	5'11"	12/01 @ Seton	W	66-44
21	Joseph Parker		Sr		12/02 vs O'Connor	W	65-43
22	Eric Perkins		Jr		12/03 @ Tempe	W	72-54
23	Jaydon Cameron		Jr		12/06 vs Boulder Cr	W	52-50
24	Jonah Altamirano		Jr		12/13 vs Mingus Un	W	70-37
25	AJ Ajawin		So		12/16 @		
32	Alex Flores		Jr		12/16 @ Canyon View	W	57-55
34	Jojo Montgomery	SF	Sr	6'6"	12/17 vs Scott Chr.		
45	Kameron Benton		Jr		12/18 @ Cactus	W	68-63
10/35	Logan Demeter		Jr		1/04 vs Moon Vall	W	67-42
					1/05 @ Flagstaff	W	56-34
					1/06 vs Des. Edge	W	66-51
					1/11 vs Peoria	W	52-50
					1/14 vs ND Prep	W	64-56
					1/17 @ Cactus	W	57-42
					1/21 @ Goldwater	W	54-25
					1/25 @ Des. Edge	W	57-22
					1/27 @ Peoria	L	76-78
					2/01 @ ND Prep	L	50-72
					2/04 vs Cactus	W	61-59
					2/07 vs Goldwater	W	63-30



The AIA requests that you model good sportsmanship by refraining from derogatory cheers, chants, or behavior toward students, coaches, officials, or other spectators. Speak out if you see inappropriate behavior by immediately notifying event management staff. Together, we can provide a safe and respectful environment for all.



ALA - QC
Patriots

AZPREPS365

Photo not Provided

Alignment 4A Desert Sky

Region 5-3

Standings #2

Conference 10-7

Rank #16

Overall 10-7

No.	Name	Pos.	Yr.	Ht.	Date	Opponent	Result
1	Jadin Sanders	PG	Sr	5'9"	11/26	@	
3	Nathan Holmes	PG	Jr	5'10"	11/26	@ Mingus Un	W 62-55
4	Akelleyz Griffin	PG, SG	Jr	6'3"	11/26	@ ND Prep	L 58-70
7	Brooks Jones	SF, PF	Sr	6'7"	11/27	@ ALA - Ironwood	L 43-57
22	Hudson Werlich	SF, PF	Sr	6'4"	11/27	vs Camp Verde	W 80-68
25	Aj Moss	PG	Sr	5'10"	11/29	vs Flagstaff	L 47-51
33	Riggs Wright	C	Jr		11/30	vs AJ	W 75-31
44	Atticus Place	PF, C	Sr	6'10"	12/08	vs T-bird	W 60-48
	LeRay Griffin	PF	Sr	6'3"	12/09	vs Buckeye	L 69-88
	Layne Jones		Jr		12/13	@ Combs	W 71-52
	Mccoy Kelly	SG	Sr	5'10"	12/15	@ EFoothills	W 46-37
	Jackson Pippert	PG	Jr		1/04	@ ND Prep	L 33-77
	Hayden Tasker	SF	Jr	6'3"	1/07	vs Salpointe	L 33-61
					1/11	vs Marcos	W 73-63
					1/21	vs Mesquite	L 61-86
					1/24	@ Post Butte	W 58-39
					1/27	@ Seton	W 57-55
					1/28	@ Marcos	W 63-54
					2/01	@ Saguaro	L 62-72
					2/03	vs Saguaro	W 55-47
					2/04	vs Seton	W 61-55
					2/07	@ Mesquite	L 57-73
					2/10	@ Post Butte	W 39-38



The AIA requests that you model good sportsmanship by refraining from derogatory cheers, chants, or behavior toward students, coaches, officials, or other spectators. Speak out if you see inappropriate behavior by immediately notifying event management staff. Together, we can provide a safe and respectful environment for all.



Peoria
Panthers

AZPREPS365

Photo not Provided

Alignment 4A West Valley

Region 9-1

Standings #1

Conference 15-2

Rank #3

Overall 16-2

No.	Name	Pos.	Yr.	Ht.	Date	Opponent	Result
0	Saieed Hasan		Jr	6'0"	11/22	@	
1	Tranell Bridges	PG	So		11/22	vs Liberty	W 85-76
2	Christopher Brookins		Fr		11/23	@ Apollo	L 52-77
3	Isaac Gomez		Sr		11/24	@ Wil Canyon	L 59-77
5	Calvin Windley	PG, SG	Jr		11/26	@ Chaparral	W 55-51
10	Elijah Ward		Jr		11/30	@ Brad Mtn	W 55-42
11	Caden Bass		Fr		12/02	vs EFoot hills	W 71-51
12	Jose Baez	SG, SF	Sr	5'11"	12/03	@ Kellis	W 87-68
13	Desmone Brook-Collins		Fr		12/07	vs Prd. Honor	W 81-73
15	Marcus Jackson Jr.		So		12/09	@ Post Butte	W 94-59
20	Marier Adeim	SF, SG	Sr		12/27	@	
21	Andrew Camacho	PG, SG	Jr		12/27	@ Coconino	W 79-51
22	Clete Robinson		Jr		12/28	vs Centennial	L 65-82
24	Tay Bloomer	SF, PG	Sr	6'2"	12/29	vs Rincon/Uni	W 90-53
50	Amir Brown		So		1/01	vs St. Mary's	L 60-73
					1/04	vs Prescott	W 90-67
					1/05	@ AJ	W 106-19
					1/11	@ Deer Vall	L 50-52
					1/14	@ Des. Edge	W 86-59
					1/17	@ ND Prep	W 80-70
					1/20	vs Cactus	W 74-72
					1/24	vs Goldwater	W 86-31
					1/25	@ Goldwater	W 82-27
					1/27	vs Deer Vall	W 78-76
					2/01	vs Des. Edge	W 71-57
					2/04	vs ND Prep	W 75-72
					2/07	@ Cactus	W 85-79



The AIA requests that you model good sportsmanship by refraining from derogatory cheers, chants, or behavior toward students, coaches, officials, or other spectators. Speak out if you see inappropriate behavior by immediately notifying event management staff. Together, we can provide a safe and respectful environment for all.



Prescott
Badgers

AZPREPS365

Photo not Provided

Alignment 4A Grand Canyon

Region 9-3

Standings #2

Conference 11-7

Rank #12

Overall 11-7

No.	Name	Pos.	Yr.	Ht.	Date	Opponent	Result
0	Noah Osorio		Sr	6'0"	11/23 @	ND Prep	L 69-78
1	Uriah Tenette		Fr	5'9"	11/24 @		
2	Micah Buettner		Jr	6'4"	11/26 vs	Cortez	W 66-44
3	Logan Jex		Sr	5'11"	11/26 @	Des. Edge	L 54-59
4	Jake Hilton	PG, SG	Jr	6'3"	11/27 @	Highland Prep	W 77-62
10	Zane Gaul		Fr	6'9"	11/27 vs	Trivium	W 58-56
15	Jason Parent		Sr	6'4"	11/30 vs	Seton	W 72-59
20	Jonas Carman		Sr	6'6"	12/02 vs	T-bird	W 72-48
22	Chris "Pippy" Brown		Jr	6'3"	12/03 @	Brad Mtn	L 45-55
23	Isaac Rose		Sr	5'10"	12/07 vs	Coconino	W 57-37
24	Parker Jex		Sr	6'2"	12/08 @	Cactus	L 84-90
55	Andrew Lyon		So	5'11"	12/10 @	Mohave	W 69-41
					12/14 @	Mingus Un	W 68-55
					12/17 vs	Mesquite	L 71-82
					12/27 @		
					12/27 vs	Vall Chr.	L 64-79
					12/28 @	Moon Vall	W 61-51
					12/29 vs	T-bird	W 68-58
					12/30 vs	Dobson	L 63-65
					1/04 @	Peoria	L 67-90
					1/06 vs	L Williams	W 65-25
					1/07 vs	Flagstaff	W 92-61
					1/17 vs	Brad Mtn	W 71-42
					1/19 @	L Williams	W 67-51
					1/21 vs	Mohave	W 99-31
					1/25 @	Coconino	L 67-69
					2/01 vs	Mingus Un	W 68-39
					2/04 @	Flagstaff	L 68-70
					2/10 vs	T-bird	W 80-70



The AIA requests that you model good sportsmanship by refraining from derogatory cheers, chants, or behavior toward students, coaches, officials, or other spectators. Speak out if you see inappropriate behavior by immediately notifying event management staff. Together, we can provide a safe and respectful environment for all.



Mesquite
Wildcats

AZPREPS365

Photo not Provided

Alignment 4A Desert Sky

Region 8-0

Standings #1

Conference 17-0

Rank #6

Overall 17-1

No.	Name	Pos.	Yr.	Ht.	Date	Opponent	Result
1	Nate Calmese	G	Sr	6'2"	11/22	@	
2	Cohenj Gonzales	G	Jr	5'8"	11/22	@ Westwood	W 72-33
3	Elijah Foster	G	Sr	6'0"	11/24	vs Hamilton	L 57-60
4	Nick Rogers	G	Sr	6'0"	11/26	@ Boulder Cr	W 77-66
5	Carter Wojcik	G	Sr	5'11"	11/27	vs Campo Ver.	W 80-75
10	Maurice Lakes	G	Jr	5'10"	11/29	@ Gilbert	L 66-79
10	Sean White	G	Jr	6'1"	12/01	vs Post Butte	W 89-44
11	Jacob Roberts	P	Sr	6'5"	12/07	vs Combs	W 98-47
12	Michael Eckert	W	Sr	6'1"	12/09	@ AJ	W 89-2
15	Max Miller	W	Sr	6'2"	12/10	vs EFootHills	W 73-49
22	Tayt Lucas	G	Fr	6'1"	12/14	vs Moon Vall	W 67-42
23	Jaylen Wollangk	G	So	6'1"	12/17	@ Prescott	W 82-71
24	Michael Calvin	G	So	5'11"	12/20	@	
30	Lucas Lamb	W	Jr	6'3"	12/20	@ Brophy	L 41-68
32	Drew Owens	P	Sr	6'6"	12/21	@ MTV-Mesa	W 81-61
33	Kayson Bryant	W	Sr	6'3"	12/22	vs Regis Jesuit (CO)	W 76-75
					12/23	@ Corona Sol	W 68-43
					1/04	vs Buckeye	W 63-61
					1/06	vs Marcos	W 72-66
					1/11	@ Saguaro	W 62-25
					1/19	@ Shad. Mtn	W 73-43
					1/21	@ ALA - QC	W 86-61
					1/25	@ Marcos	W 74-58
					1/27	vs Saguaro	W 59-43
					2/01	vs Seton	W 74-56
					2/03	@ Mica Mtn.	W 91-60
					2/05	@ Seton	W 70-39
					2/07	vs ALA - QC	W 73-57



The AIA requests that you model good sportsmanship by refraining from derogatory cheers, chants, or behavior toward students, coaches, officials, or other spectators. Speak out if you see inappropriate behavior by immediately notifying event management staff. Together, we can provide a safe and respectful environment for all.



Coconino
Panthers

AZPREPS365

Photo not Provided

Alignment 4A Grand Canyon

Region 10-2

Standings #1

Conference 15-3

Rank #10

Overall 15-3

No.	Name	Pos.	Yr.	Ht.
0	Andy Ruiz	PF	Sr	6'3"
1	Ivory Washington	SG	Jr	6'1"
2	Pierson Watson	PF	Jr	6'4"
3	Mitchell Jacobson	PG	Sr	6'0"
4	Rufus Rusholme Cobb	SG	Sr	6'5"
11	Tyler Ragan	PF	Jr	6'1"
12	Colter Cardon	G	Jr	5'11"
13	Matias Ortiz	PF	Sr	6'2"
14	Gus Fox	PG	Jr	6'0"
15	Matthew Reber	C	Sr	6'5"
20	Jacob Clouse	G	Jr	6'0"
23	Jacob Begay	SG, PG		5'9"
24	Memphis N james	SG, SF	Jr	6'2"
44	Jordan Holloway	G	Sr	6'0"

Date	Opponent	Result
11/29 @	ND Prep	L 65-79
11/30 vs	Tempe	W 58-43
12/07 @	Prescott	L 37-57
12/09 vs	Winslow	W 59-15
12/09 @		
12/09 vs	San Tan	W 50-32
12/10 vs	ST Charter	W 66-31
12/11 vs	Pima	W 50-34
12/11 vs	Prd. Honor	L 45-60
12/17 vs	T-bird	W 63-41
12/27 @		
12/27 vs	Peoria	L 51-79
12/28 vs	Dobson	L 40-62
12/29 @	Skyline	W 53-41
1/03 @	Seton	W 45-22
1/04 vs	Shad. Mtn	W 79-49
1/08 @	Brad Mtn	W 48-38
1/11 vs	Mohave	W 62-32
1/14 @	Mingus Un	W 60-41
1/18 vs	Flagstaff	W 65-42
1/20 @	Greenway	W 58-38
1/21 vs	L Williams	W 41-32
1/25 vs	Prescott	W 69-67
1/28 vs	Brad Mtn	L 38-51
2/01 @	Mohave	W 57-25
2/03 @	L Williams	W 43-39
2/04 vs	Mingus Un	W 69-43
2/08 @	Flagstaff	W 67-54
2/10 vs	Mica Mtn.	W 66-56



The AIA requests that you model good sportsmanship by refraining from derogatory cheers, chants, or behavior toward students, coaches, officials, or other spectators. Speak out if you see inappropriate behavior by immediately notifying event management staff. Together, we can provide a safe and respectful environment for all.



Paradise Honors Panthers

AZPREPS365



Alignment 4A Southwest

Region 10-0

Standings #1

Conference 15-3

Rank #7

Overall 15-3

No.	Name	Pos.	Yr.	Ht.	Date	Opponent	Result
0	Thomas Moore	F	So	6'3"	11/23 @ Seton	W	70-35
1	Zander Kamai	SG	Jr	6'2"	11/24 vs		
2	Daniel Navar	G, PG	Sr	6'3"	11/24 vs Coronado	W	104-22
3	Joshua Miller	PF, SF	Sr	6'5"	11/26 vs Highland Prep	W	100-38
4	Matthew Henry-harrison	PG, SG	Jr	5'11"	11/27 vs Des. Edge	W	71-41
5	Tyson Mariner	G	Jr	6'1"	11/27 vs EFoot hills	W	72-39
10	Maximus Romero	G	So	6'0"	12/04 vs St. Mary's	L	61-63
11	Nathaniel Cosio	G	So	6'0"	12/07 @ Peoria	L	73-81
12	Blessing Nwotite	SG, PG	Sr	6'2"	12/09 @ Mingus Un	W	70-44
13	Jason Ernest	PF, C	Sr	6'7"	12/09 @		
20	Luke Light	F, G	Sr	6'7"	12/09 @ Pima	W	47-37
22	Jayson Hunt	PF	Sr	6'7"	12/10 vs Flagstaff	W	83-32
23	River Bell	PF, SF	Jr	6'5"	12/11 @ Snowflake	W	86-74
24	Adam Hubbard	SG	Fr	6'2"	12/11 @ Coconino	W	60-45
25	Aiden Dunne	SG, PG	So	6'2"	1/04 vs Yuma	W	112-25
					1/05 @ Des. Edge	W	73-33
					1/06 @ Greenway	W	79-44
					1/07 vs Buckeye	W	76-62
					1/11 @ Dysart	W	65-61
					1/14 vs EFoot hills	W	73-37
					1/15 vs Flagstaff	W	58-45
					1/20 vs Salpointe	L	44-57
					1/21 @ Yuma	W	119-29
					1/25 @ Buckeye	W	79-72
					1/27 vs Dysart	W	65-50
					1/29 @ Youngker	W	72-36
					2/01 @ EFoot hills	W	67-51
					2/02 vs Post Butte	W	83-35
					2/04 vs Youngker	W	97-37



The AIA requests that you model good sportsmanship by refraining from derogatory cheers, chants, or behavior toward students, coaches, officials, or other spectators. Speak out if you see inappropriate behavior by immediately notifying event management staff. Together, we can provide a safe and respectful environment for all.



Pueblo
Warriors



Photo not Provided

Alignment 4A Kino

Region 1-7

Standings #5

Conference 8-7

Rank #20

Overall 10-8

No.	Name	Pos.	Yr.	Ht.
1	Francisco Lopez	PG	Sr	5'7"
2	Isaiah Hill	PG, SG	So	5'9"
3	Elias Gonzalez	SG, SF	Sr	5'10"
4	Jacob Maya	PG, SG	So	5'10"
5	Victor Rodriguez	PG, SG	Sr	5'11"
10	Marcus Coleman	PG, SG	Sr	5'11"
12	Jorge Franco	SF, PF	So	6'2"
15	Adrian Gonzales	PG, SG	Jr	5'8"
20	Thomas Vallejo	PG, SG	So	6'2"
23	Javier Larreta	SF, SG	Jr	5'9"
24	Will Santos	PF, SF	Sr	6'3"
25	Juan Amado	SG, SF	Sr	5'11"
32	Anthony Ruiz	SF, SG	Sr	5'11"
33	Juan Ballesteros	C, PF	So	6'3"
34	Demarcus Lee	C, PF	Jr	6'5"
35	Angel Leeth	C, PF	Sr	6'4"

Date	Opponent	Result
11/30	vs Sahuarita	W 60-46
12/02	@ Douglas	W 47-25
12/03	vs Rio Rico	W 66-58
12/09	vs Wldn Grove	W 61-40
12/10	@ Cholla	L 43-44
12/11	@ Vista Gr.	W 69-64
12/14	vs Amphi	W 61-40
12/15	vs Combs	W 67-62
12/17	@ Buena	L 36-75
12/20	@	
12/20	vs Post Butte	L 55-65
12/21	@ Coolidge	L 70-74
12/21	vs Sabino	L 64-65
12/22	vs Page	W 47-29
12/27	@	
12/27	vs Hayden	W 57-40
12/27	@ NFL Yet	W 73-36
12/28	vs San Manuel	
1/04	@ Des. View	W 71-37
1/06	vs Canyon Oro	L 79-85
1/19	vs Salpointe	L 54-67
1/21	vs Flow Wells	W 68-46
1/25	vs Sahuaro	L 51-67
1/27	@ Canyon Oro	W 62-58
1/28	@ Salpointe	L 60-64
2/01	vs Cholla	L 51-55
2/07	@ Sahuaro	L 50-53
2/10	@ Canyon Oro	W 68-53



The AIA requests that you model good sportsmanship by refraining from derogatory cheers, chants, or behavior toward students, coaches, officials, or other spectators. Speak out if you see inappropriate behavior by immediately notifying event management staff. Together, we can provide a safe and respectful environment for all.



St. Mary's
Knights

AZPREPS365

Photo not Provided

Alignment 4A Skyline

Region 9-0

Standings #1

Conference 13-0

Rank #2

Overall 14-3

No.	Name	Pos.	Yr.	Ht.	Date	Opponent	Result
0	Foune Doucoure	F	Sr	6'8"	12/04 @	Prd. Honor	W 63-61
1	Styles Phipps	G	So	6'2"	12/08 @		
2	Garrison Phelps	G	Sr	6'6"	12/08 vs	Brophy	L 62-65
3	Julian Morales	G	Jr	6'0"	12/11 vs	Bp Gorman (NV)	L 63-90
4	Israel Nunez	G	Jr	5'7"	12/16 vs	Rock Canyon (CO)	W 68-61
5	Jacob Estrella	G	Sr	6'1"	12/21 @	T-bird	W 77-33
11	Kenny White	G	So	5'10"	1/01 @	Peoria	W 73-60
15	Alexander Soroko	G	Jr	6'1"	1/04 vs	Post Butte	W 78-45
20	AJ Muandumba	G	Fr	6'3"	1/14 @	Tempe	W 108-86
23	Seydou Tamboura	F	Jr	6'7"	1/19 vs	T-bird	W 92-53
30	Aaron Estrada	F	So	6'3"	1/21 vs	Moon Vall	W 90-53
35	Jeremiah Cherry	F	Sr	6'10"	1/25 vs	Greenway	W 84-37
					1/27 vs	Shad. Mtn	W 105-35
					1/29 @	Milton (Milton, GA)	L 55-65
					2/01 vs	Tempe	W 113-66
					2/02 vs	Seton	W 82-44
					2/03 @	Greenway	W 74-33
					2/07 @	Moon Vall	W 95-59



The AIA requests that you model good sportsmanship by refraining from derogatory cheers, chants, or behavior toward students, coaches, officials, or other spectators. Speak out if you see inappropriate behavior by immediately notifying event management staff. Together, we can provide a safe and respectful environment for all.

FINALFORMS

REGISTRATION & RISK MANAGEMENT SOLUTIONS

Who made the form update and when? **Is he is on both rosters?** Were they in Handbook? **Which forms are missing signatures?** How many physicals expire grade check? **Do we have the attendance records?** Who has discipline received retain the data? **Did she follow return-to-play/learn protocol?** Who has diabetes the payment? **Does anyone still have equipment?** Who needs contacts? Where information kept private? **Is she certified to drive the van?** Did he pass the physical quickly? **Can we update our social media policy?** How much are we losing in known allergies? **Are our forms ADA compliant?** Are they calling parents? How give the list to the sheriff? **Who was on the damaged bus?** Did the coach have threatening a lawsuit? **Can we provide the paper trail to legal?** Can we review with our Athletic Trainer? **Is the father authorized for pickup?** Who has physical for the field trip? **Did they read the policy in their native language?** Are coach signatures? **Which staff completed all certifications?** Who is taking attendance

TEAM.
TECHNOLOGY.
SERVICE.

ADs say it all:

"Responsive."
"Honest."
"Prompt."
"Helpful."
"Listeners."



WWW.FINALFORMS.COM/AIA



VALLEY CHRISTIAN SEEKS TO QUIET ALL CHALLENGERS FOR 3A STATE BOYS TITLE

By George Werner
AZPreps365.com

As Valley Christian's athletic director as well as long-time boys basketball coach, Greg Haagsma wears plenty of hats. No matter the level of distraction, however, his Trojans never lost their edge this season, weathering a loss to No. 7 seed American Leadership Academy - Gilbert North and challenges from third seed Camp Verde—undefeated for most of the season—to maintain the top overall seed in the 3A state boys basketball tournament.

Much of the Trojans' 17-1 success has been driven offensively by rangy guard Caleb Shaw. Opposing defenses have yet to find a strategy to even contain the 6-foot, 5-inch senior, fifth in Arizona in both field goals made and scoring, at 26.8 points per game.

Shaw wasn't even controlled by the Eagles in his Jan. 14 road loss so much as outscored. He still had 23 to go with 17 from younger brother Luke—together, they are two of 3A's top 10 three-point shooters. The sophomore guard and second-leading scorer for the Trojans is supplemented by another 6-foot, 5-inch wing, junior Jaylen Lee, and 6-3 sophomore Austin Wallace to give Haagsma a top four with height most conference opponents cannot match.

The Eagles, with 6-8 senior Carson Douglas in the post and 6-3 sophomore and second-leading scorer Brandon Phelps to compete, had to get to the line and hit free throws. A lot. Junior guard McGuire Andrus hit 13 of 15 from the charity stripe to lead all scorers with 29, while freshman point guard Dylan Novak hit all eight of his attempts to stay second in the conference ahead of Shaw and keep his scoring and assist averages in the 3A top 10—despite both players having four fouls of their own each for much of the final quarter.

Since Coolidge, at 17-1, hasn't lost since Dec. 22, 6-foot, 5-inch guard Brayden Gant won't get his shot at Shaw until the championship game. The junior's 17.8-point scoring average ranks just ahead of Novak, while Gant and his senior counterpart at guard, M.J. Clegg, have combined to blow away the conference, hitting 334 shots from the field. Clegg and junior guard Carlos Coronado know how to find Gant too, tying for fourth in 3A with 4.8 assists each.

Then there is Camp Verde, the top-ranked team at times in 2022 and the conference's final undefeated team right up to its Senior Night season finale with No. 5 seed Fountain Hills. The Chino-Chito connection made those 17 wins in a row possible, as senior guard Chino Salas-Zorrilla and his junior in the post, 6-4 Chito Herrera, combined to be the two most efficient players in the conference.

Even more than Clegg and Gant, Chino and Chito hit shots, both ranking among the top seven in field goals in the conference. Senior guards Christoph Castro and Alex Dale have their moments on the drive and from the perimeter, respectively—and senior forward Devon James' four-plus assists were sorely missed against Fountain Hills—but with Herrera fourth in the conference at nine rebounds a game, and Salas-Zorrilla seventh in assists, eighth in steals and second in 3A in three-point shooting, this duo maximizes more possessions for Camp Verde than anyone else in the conference.

The Cowboys' shortcoming, as the Falcons exposed Feb. 11, pulling away in the fourth quarter by 16, is height. Fourth-year head coach Jeffrey Bonner essentially starts three 6-foot, 3-inch forwards—senior Alex Rieck, junior Aiden Logan and sophomore Mitchell Perkins—who play as posts, fronting smaller competition for lobs or backing down defenders to the hoop for short layups and second-chance points.



Fountain Hills and Camp Verde are two of the teams that are taking aim at Valley Christian. (George Werner photo/AZPreps365)

Point guard Xavier Mike kept Salas-Zorrilla in front of him, taking the other components of Camp Verde's dangerous drivers and full-court press out of the game. So, although the Falcons lost their opening game by 23 at Valley Christian, nobody should underestimate their postseason chances to take down the Trojans in a one-and-done scenario.

Fans of fourth-ranked Yuma Catholic no doubt feel the same way, as head coach Luke Stuckey's Shamrocks, like many, many other teams, count a 20-plus-point loss to Valley Christian as their worst defeat.

Outside of tournament losses to 20th-ranked Tuba City and 28th-ranked Blue Ridge, it is also the fourth seed's only loss against 16 conference wins.

Sophomore guards Jaxson Jones and Sebi Petane still have left their mark this season. With five double-doubles on 8.2 boards a game, the 6-foot, 3-inch Jones needs to be found on the rebound: He leads a corps of seven sophomores and juniors 6-2 or taller, not counting 6-5 senior post Eddie Nunez. Even if it's off a rare perimeter miss from Petane, who has nailed 55 threes to rank just ahead of Luke Shaw in the 3A top 10.

This top five doesn't make sixth-seeded, two-loss Holbrook any less dangerous, though. The former 3A top seed stopped 10th-seeded Snowflake's drive for an automatic bid out of the East Region and spoiled the Lobos' Senior Night in a big way Friday, Feb. 11, with the 58-57 road win. As he has 96 other times this season, junior guard Noah Brown made the difference from the free-throw line to push for top-three 3A status in the category, averaging 14.6 points per game overall.

Ninth-seeded Thatcher has a similar weapon in junior Bradley Curtis, 26 free throws behind Brown but still Top 10 in the conference, making the Eagles a tough out on any 3A home court. Curtis averages nearly five points more a contest as a top-five field goal shooter in the conference. But the 6-foot, 6-inch center does so much more, leading all 3A rebounders with an exact 10 every game and pushing the state's top 10 in double-doubles with 12 total this season.

OUAZ



GET AN EXCEPTIONAL COLLEGE EDUCATION IN YOUR OWN BACKYARD.

OUAZ CAMPUS CONSISTS OF 240-ACRES SURPRISE RECREATION CAMPUS INCLUDING:




Surprise Stadium, world-class championship tennis courts, racquetball, pickleball, O'Dell Center (Recreation Center, Spirit Field, Faith Arena), Union (Hetrick Spirit Canteen, OUAZ Fan Shop), Scholars Hall and Founders Hall.

OUAZ IS COMMITTED TO HELPING STUDENTS:

Develop intellectual, spiritual, physical, artistic, financial, familial and vocational dimensions of their lives.



LEARN MORE ABOUT OUR GROWING CAMPUS

-  @OttawaUniversityAZ
-  @OttawaUniversityAZ
-  Ottawa.com/OUAZ

OUR MOST POPULAR MAJORS

BIOLOGY

BUSINESS
ADMINISTRATION

COMMUNICATION

EDUCATION

ENGINEERING

EXERCISE SCIENCE

PSYCHOLOGY

SPORT STUDIES

15950 N CIVIC CENTER PLAZA, SURPRISE, AZ 85374 (855) 546-1342

2022 AIA Boys Basketball

3A State Championship





Valley Christian

Trojans



Photo not Provided

Alignment 3A Metro

Region 9-1

Standings #1

Conference 15-1

Rank #1

Overall 17-1

No.	Name	Pos.	Yr.	Ht.
2	Austyn Gerard	G	Sr	5'9"
3	Luke Shaw	G	So	6'1"
4	Grant Tammany	G	Jr	5'11"
5	Carson Grier	G	Fr	6'3"
10	Jake Harrison	SF	So	
11	Jaylen Lee	SF	Jr	6'5"
12	Austin Wallace	G	So	6'3"
22	Caleb Danseizen	G	Fr	6'0"
24	Dylan Taylor	F	Sr	6'3"
30	Caleb Shaw	G	Sr	6'5"
33	Avery Osyczka	PF	Fr	6'4"
44	Kyle Grier	F	Fr	6'3"

Date	Opponent	Result
11/23 @ Ftn Hills	W	80-57
11/26 vs		
11/26 vs Chand Prep	W	73-34
11/26 vs ALA - Ironwood	W	76-59
11/27 vs ND Prep	W	76-51
11/27 vs Shadow Hills (CA)	L	58-67
11/30 vs Snowflake	W	75-41
12/01 @ Hzon Honor	W	71-46
12/07 @ Florence	W	76-63
12/18 vs Pusch	W	78-62
12/27 @		
12/27 @ Prescott	W	79-64
12/28 @ Camp Verde	W	82-56
12/29 vs Des. Ridge	W	63-40
12/30 @ Centennial	L	52-63
1/04 vs NW Christ	W	62-56
1/06 @ Scott Chr.	W	50-46
1/10 vs Ben Frank	W	79-43
1/14 @ ALA - Gilbert N.	L	69-74
1/18 @ Eastmark	W	67-66
1/20 vs Gil Christ	W	70-49
1/22 vs Yuma Cath.	W	67-41
1/25 @ AZ Prep	W	67-37
1/28 @ Ben Frank	W	65-39
1/31 vs ALA - Gilbert N.	W	73-41
2/04 vs Eastmark	W	75-59
2/08 @ Gil Christ	W	73-55
2/11 vs AZ Prep	W	84-43
2/19 vs		



The AIA requests that you model good sportsmanship by refraining from derogatory cheers, chants, or behavior toward students, coaches, officials, or other spectators. Speak out if you see inappropriate behavior by immediately notifying event management staff. Together, we can provide a safe and respectful environment for all.



Coolidge
Bears

AZPREPS365

Photo not Provided

Alignment 3A South Central

Region 10-0

Standings #1

Conference 13-1

Rank #2

Overall 17-1

No.	Name	Pos.	Yr.	Ht.	Date	Opponent	Result
0	D'angelo Miles	W	So	5'10"	11/26 @	Florence	W 69-43
10	Carlos Coronado	PG	Fr	6'2"	11/26 vs		
12	Omar Miguel	SG, PG	Jr	5'6"	11/26 @	Casa Gr.	W 62-49
14	Anthony Felix jr.	SG, W	Sr	5'7"	11/27 vs	La Joya	W 78-55
20	Dru Madrid	PG, W	Jr	6'1"	11/27 @	Post Butte	W 72-48
22	Mark Clegg Jr.	W, PG	Sr	6'4"	11/30 @	Eastmark	W 71-50
23	Cedrick Viola Jr.	F	Jr	6'2"	12/03 vs	Ben Frank	W 83-56
25	Dre Shields	PF	So	6'2"	12/07 @	AZ Prep	L 46-53
31	Josh Pratt	SG	Sr	6'0"	12/10 vs	Sequoia Pathway	W 80-43
33	Jestin Coronado	SG, W	Sr	6'3"	12/14 vs	ALA - Gilbert N.	W 72-63
34	Jermey Rodriguez	PF, SF	Sr	5'7"	12/20 @		
40	Brayden Gant	SG, G	Jr	6'5"	12/20 vs	Sabino	W 61-54
44	Belclem Namegabe	PF	Jr	6'1"	12/21 vs	Pueblo	W 74-70
52	Jakobe Hubbard	W, PG	Jr	5'8"	12/21 @	Post Butte	W 75-69
					12/22 vs	Maricopa	L 57-60
					12/28 @	Miami	W 74-30
					1/05 vs	Mica Mtn.	W 79-55
					1/08 @	Rio Rico	W 76-68
					1/10 vs	Florence	W 71-24
					1/14 @	ALA - Ironwood	W 58-45
					1/18 vs	Thatcher	W 65-60
					1/20 @	San Tan	W 55-41
					1/25 vs	Globe	W 75-47
					1/28 @	Florence	W 74-47
					1/31 vs	ALA - Ironwood	W 54-47
					2/04 @	Thatcher	W 61-57
					2/08 vs	San Tan	W 75-43
					2/11 @	Globe	W 93-64
					2/19 vs		



The AIA requests that you model good sportsmanship by refraining from derogatory cheers, chants, or behavior toward students, coaches, officials, or other spectators. Speak out if you see inappropriate behavior by immediately notifying event management staff. Together, we can provide a safe and respectful environment for all.



Camp Verde
Cowboys

AZPREPS365

Photo not Provided

Alignment 3A North Central

Region 9-1

Standings #1

Conference 13-1

Rank #3

Overall 17-1

No.	Name	Pos.	Yr.	Ht.	Date	Opponent	Result
1	David Aranzamendi	PG, SG	Sr	5'8"	11/26 @		
2	Corey Johnson	C, F	Sr	6'3"	11/26 vs	Eastmark	W 77-71
3	Chino Salas-zorrilla	PG, SG	Sr	6'0"	11/26 vs	Shadow Hills (CA)	L 68-81
12	Cristoph Castro	PG, SG	Sr	5'8"	11/27 @	Wms. Field	L 61-65
13	Alex Dale	PG, SG	Sr	5'10"	11/27 @	ALA - QC	L 68-80
15	Matt Loza	G, F	Sr	6'1"	12/01 @	Gdale Prep	W 62-46
20	Christian Sanabria	G, F	So	6'0"	12/08 vs	North Prep	W 64-25
22	Caleb Bahe	G, F	So	5'10"	12/10 vs	T'pah Vall	W 71-35
24	Devon James	SF, SG	Sr	6'1"	12/14 @	Payson	W 83-73
42	Chito Herrera	C	Jr	6'4"	12/17 @	Red Rock	W 78-31
					12/27 @		
					12/27 vs	Moon Vall	W 75-54
					12/28 vs	Vall Chr.	L 56-82
					12/29 vs	Dysart	L 75-89
					1/04 vs	Phoenix CD	W 85-57
					1/06 @	Winslow	W 83-56
					1/10 @	Bourgade	W 69-51
					1/14 @	Wickenburg	W 80-49
					1/15 vs	Page	W 75-41
					1/18 vs	Chino Vall	W 62-43
					1/20 vs	NW Christ	W 70-60
					1/25 @	Ftn Hills	W 63-62
					1/28 vs	Bourgade	W 80-43
					1/31 vs	Wickenburg	W 84-42
					2/04 @	Chino Vall	W 73-33
					2/08 @	NW Christ	W 73-69
					2/11 vs	Ftn Hills	L 55-71
					2/19 vs		



The AIA requests that you model good sportsmanship by refraining from derogatory cheers, chants, or behavior toward students, coaches, officials, or other spectators. Speak out if you see inappropriate behavior by immediately notifying event management staff. Together, we can provide a safe and respectful environment for all.



Yuma Catholic Shamrocks

AZPREPS365

Photo not Provided

Alignment 3A West

Region 8-0

Standings #1

Conference 10-1

Rank #4

Overall 16-1

No.	Name	Pos.	Yr.	Ht.	Date	Opponent	Result
1	Sebi Patane	G	So	6'0"	12/01 @	North Valley Christian Acad	W 67-46
2	Mikyn McGowan	W	Jr	5'10"	12/03 @	Tuba City	L 55-63
3	Braden Moore	G	Fr	6'0"	12/03 @		
4	Darryl Coleman	G	Fr	5'10"	12/03 @	Mogollon	W 58-48
5	Zane Bedoya	G	Fr	5'8"	12/04 @	Antelope	W 67-47
10	Ryder Voutt	G, W	Jr	6'2"	12/04 vs	Tuba City	W 52-43
11	Justin Erath	W	Jr	6'3"	12/08 @	ALA - Ironwood	W 54-51
12	Eddie Nunez	P	Sr	6'5"	12/10 vs	AZ Prep	W 49-46
14	Tryston Hall		Jr	6'0"	12/14 @	Imperial (CA) (Imperial CA)	W 64-46
20	Landen Urquijo	W	So	6'3"	12/15 @	Central (CA)	W 49-46
21	Jaxson Jones	P	So	6'3"	12/17 vs	Palo Verde (CA)	W 56-47
23	Jarred Marquez	P	Jr	6'4"	12/28 @		
24	Richard Stallworth	P	Jr	6'2"	12/28 @	St. Johns	
					12/28 @	Blue Ridge	L 39-47
					1/07 @	Parker	W 80-64
					1/14 @	Odyssey	W 56-47
					1/18 vs	Kingman	W 68-22
					1/20 vs	Phx Christ	W 61-36
					1/22 @	Vall Chr.	L 41-67
					1/26 @	T'pah Vall	W 67-43
					1/28 vs	Parker	W 79-48
					2/02 vs	T'pah Vall	W 62-39
					2/03 @	ST Charter	W 61-51
					2/04 vs	Odyssey	W 53-39
					2/08 @	Kingman	W 60-32
					2/19 vs		



The AIA requests that you model good sportsmanship by refraining from derogatory cheers, chants, or behavior toward students, coaches, officials, or other spectators. Speak out if you see inappropriate behavior by immediately notifying event management staff. Together, we can provide a safe and respectful environment for all.



Fountain Hills

Falcons



Photo not Provided

Alignment 3A North Central

Region 9-1

Standings #2

Conference 15-3

Rank #5

Overall 15-3

No.	Name	Pos.	Yr.	Ht.
1	Jt Mitchell	SG	Sr	6'1"
2	Jared Reichler	PG, SG	Sr	5'10"
3	Xavier Mike	PG, SG	Sr	6'0"
10	Casey Osborn			
12	Zack Langer		Sr	5'10"
14	Deisel Giger	PG, SG	Jr	6'1"
15	Ty Cosman		Jr	6'1"
21	Luke Bloedel	C, PF	Jr	6'5"
23	Keaton Ort	PG, SG	So	6'1"
31	Alex Rieck	PF, C	Sr	6'3"
33	Mitchell Perkins	PF, C	So	6'2"
42	Aiden Logan		Jr	6'3"
	Jake Barnard	PG	Sr	5'9"
	Sam Barnard			
	Jack Ervin	SF	Jr	
	Jake Zuberbuhler			

Date	Opponent	Result
11/23	vs Vall Chr.	L 57-80
11/26	@	
11/26	vs ND Prep	L 41-60
11/26	vs Mingus Un	W 55-50
11/27	@ Brad Mtn	W 58-37
11/27	@ Eastmark	L 54-55
11/30	@ Payson	W 74-27
12/03	vs Gil Christ	W 56-54
12/08	vs Ben Frank	W 53-46
12/13	@ San Tan	W 67-44
12/28	@	
12/28	vs Hayden	W 59-54
12/29	vs Tucson	L 41-56
12/29	vs Westview	W 60-22
12/30	vs Mohave Acc	W 53-48
1/07	vs ALA - Ironwood	W 50-44
1/10	@ Chino Vall	W 60-29
1/12	vs Payson	W 73-50
1/18	@ NW Christ	W 50-28
1/20	@ Wickenburg	W 1-0
1/25	vs Camp Verde	L 62-63
1/27	@ Eastmark	L 46-50
1/28	vs Chino Vall	W 62-21
1/31	@ Bourgade	W 62-46
2/04	vs NW Christ	W 62-39
2/08	vs Wickenburg	W 70-33
2/09	vs Bourgade	W 80-33
2/11	@ Camp Verde	W 71-55
2/19	vs	



The AIA requests that you model good sportsmanship by refraining from derogatory cheers, chants, or behavior toward students, coaches, officials, or other spectators. Speak out if you see inappropriate behavior by immediately notifying event management staff. Together, we can provide a safe and respectful environment for all.



Holbrook Roadrunners



Photo not Provided

Alignment 3A East

Region 8-2

Standings #1

Conference 13-2

Rank #6

Overall 15-2

No.	Name	Pos.	Yr.	Ht.
3	Noah Brown	PG, SG	Jr	
5	Stran Bain		Jr	
10	Jonathan Black		Sr	
11	Quentin Thomas	SG	Jr	5'11"
12	Brandon Tapaha	SG, SF	Jr	
15	Isrreal Ramos	P	Jr	
20	Kyle Smith		Jr	5'8"
22	Sam Francisco	PG, SG	Jr	
23	Kodiak Daw		Sr	
30	Tyler Tapaha		Fr	
32	Caden Tom		Sr	
34	Nick Begay	PF, C	Sr	

Date	Opponent	Result
11/26	@	
11/26	@ Gil Christ	L 55-57
11/26	vs ALA - Gilbert N.	L 53-60
11/27	vs San Pasq.	W 66-16
11/27	vs Miami	W 66-37
11/30	@ Alchesay	W 81-34
12/04	@ Chinle	W 57-55
12/07	vs Ganado	W 78-30
12/09	@ St. Johns	W 64-23
12/09	vs Lead Edge	W 64-34
12/09	@	
12/10	vs Dishchii'bikoh	W 59-28
12/10	vs Show Low	W 72-41
12/11	@ Blue Ridge	W 49-29
12/11	vs Silver (NM)	W 61-58
1/06	@ Round Vall	W 63-40
1/08	vs ALA - Gilbert N.	W 49-44
1/10	@ Payson	W 59-54
1/12	vs Chinle	W 74-59
1/21	vs Winslow	W 71-40
1/25	vs Snowflake	L 46-57
1/26	@ Blue Ridge	W 54-42
1/28	vs Payson	L 47-54
1/31	vs Show Low	W 61-41
2/02	@ Window Rk	W 48-45
2/04	vs Blue Ridge	W 55-29
2/08	@ Winslow	W 49-37
2/10	@ Show Low	W 46-29
2/11	@ Snowflake	W 58-57
2/19	vs	



The AIA requests that you model good sportsmanship by refraining from derogatory cheers, chants, or behavior toward students, coaches, officials, or other spectators. Speak out if you see inappropriate behavior by immediately notifying event management staff. Together, we can provide a safe and respectful environment for all.



ALA - Gilbert North

Eagles

AZPREPS365



Alignment 3A Metro

Region 8-2

Standings #2

Conference 11-5

Rank #7

Overall 12-6

No.	Name	Pos.	Yr.	Ht.
0	Dylan Novak	PG	Fr	6'0"
1	Brandon Phelps	F	So	6'3"
2	Ahmad Shiblak	SG, SF	Sr	5'10"
3	McGuire Andrus		Jr	5'9"
4	Camden Wiser	PG, SG	Sr	5'7"
5	Drew Gines	F	Sr	6'0"
10	Boston Perkins	G	Jr	6'0"
11	Connor Morris	G	Fr	6'2"
13	Spencer Ferguson	G	Jr	6'1"
20	Payton Dye	G, SF	Sr	6'0"
22	Carson Douglas		Sr	6'8"
23	Scotty Dyer	F, SF	Sr	6'0"
25	Austin McAleavy	F	Sr	6'4"
30	Owen Bell	F	So	6'6"
41	Wyatt Ray		Sr	

Date	Opponent	Result
11/26 @		
11/26 vs	Scott Chr.	L 30-58
11/26 @	Holbrook	W 60-53
11/27 @	Miami	W 65-39
11/27 vs	Gil Christ	L 48-63
11/30 vs	Winslow	W 69-38
12/07 vs	Odyssey	W 64-19
12/09 @	NW Christ	L 63-78
12/13 @	Rancho	L 40-68
12/14 @	Coolidge	L 63-72
12/17 vs	San Tan	W 50-49
12/28 @		
12/28 vs	Morenci	W 62-38
12/28 @	King Acad.	
1/03 vs	ST Charter	W 62-52
1/08 @	Holbrook	L 44-49
1/10 @	AZ Prep	W 57-52
1/14 vs	Vall Chr.	W 74-69
1/18 @	Gil Christ	W 64-48
1/20 @	Ben Frank	W 62-51
1/25 vs	Eastmark	W 68-62
1/28 vs	AZ Prep	W 50-42
1/31 @	Vall Chr.	L 41-73
2/04 vs	Gil Christ	W 79-67
2/08 vs	Ben Frank	L 35-41
2/11 @	Eastmark	W 64-56
2/19 vs		



The AIA requests that you model good sportsmanship by refraining from derogatory cheers, chants, or behavior toward students, coaches, officials, or other spectators. Speak out if you see inappropriate behavior by immediately notifying event management staff. Together, we can provide a safe and respectful environment for all.



Gilbert Christian

Knights

AZPREPS365



Alignment 3A Metro

Region 5-5

Standings #3

Conference 11-6

Rank #8

Overall 11-7

No.	Name	Pos.	Yr.	Ht.
1	Jace Olson	PG, SG	Fr	6'0"
2	C.I. Mitchell	SF, SG	Sr	6'1"
3	Logan Lucero	PG	Fr	5'8"
4	Grant Woods	SF, SG	So	6'5"
5	Caleb Schinker	SG	So	6'0"
10	Caden Heyn	PG	Sr	6'2"
11	Spencer Franken	PF, SF	Jr	6'5"
12	Michael Gross	PG, SG	Jr	6'1"
13	Weston Anderson	PG, SG	Jr	6'0"
14	Dylan Blikre	SG	Jr	6'1"
20	Owen Fermoye	SG, SF	Fr	5'11"
21	Max Lightfoot	PF, SF	Jr	6'4"
23	Keon Talgo	SF, SG	So	6'2"
24	Rylan Lloyd	PF, C	Jr	6'6"
32	Zach Hohmann	SF, SG	Jr	6'3"
34	Lopemi Omele	C, PF	So	6'2"

Date	Opponent	Result
11/26	@	
11/26	vs Seton	L 59-66
11/26	vs Holbrook	W 57-55
11/27	vs Combs	W 73-63
11/27	@ ALA - Gilbert N.	W 63-48
12/02	vs ALA - Ironwood	W 59-44
12/03	@ Ftn Hills	L 54-56
12/09	@ Scott Chr.	L 38-59
12/10	vs Florence	W 68-53
12/16	@	
12/16	@ Cactus	L 28-61
12/17	@ North Valley Christian Acad	W 58-28
12/18	vs Canyon View	L 48-64
1/04	vs Odyssey	W 88-36
1/07	@ San Tan	W 68-58
1/10	vs Eastmark	W 51-49
1/15	@ Thatcher	W 47-44
1/18	vs ALA - Gilbert N.	L 48-64
1/20	@ Vall Chr.	L 49-70
1/22	@ AZ Prep	W 57-45
1/25	vs Ben Frank	W 55-40
1/29	vs NW Christ	W 60-55
1/31	vs AZ Prep	W 71-50
2/02	@ Eastmark	L 47-57
2/04	@ ALA - Gilbert N.	L 67-79
2/08	vs Vall Chr.	L 55-73
2/11	@ Ben Frank	W 62-49
2/19	vs	



The AIA requests that you model good sportsmanship by refraining from derogatory cheers, chants, or behavior toward students, coaches, officials, or other spectators. Speak out if you see inappropriate behavior by immediately notifying event management staff. Together, we can provide a safe and respectful environment for all.



Benjamin Franklin

Chargers



Photo not Provided

Alignment 3A Metro

Region 3-7

Standings #5

Conference 6-10

Rank #17

Overall 7-11

No.	Name	Pos.	Yr.	Ht.
0	Noah Brutus	F	Sr	
1	Gage Blair	G	Sr	
3	Nate Diaz	SG	Jr	
4	Ethan Evangelista	PG	Sr	
5	Garrett Jones	F	Sr	6'0"
10	Zach Zambrano	G	So	
11	Malakhi "kai" sanchez iii	PG	Jr	6'1"
12	Armando Jimenez			
13	Sterling Rice	G	Sr	6'1"
14	Bryant Sanders	F	Sr	
15	Tyson Kimball	G	Fr	
20	Taj Perriton	SF	Jr	
21	Colby Mortensen	PF	Jr	
22	Chris Mase	G	Jr	5'7"
24	Kyle Mott	G	So	6'3"

Date	Opponent	Result
11/26	vs	
11/26	vs Miami	W 78-60
11/26	vs San Pasq.	W 69-17
11/27	vs Seton	W 63-47
11/27	@ Scott Chr.	L 38-55
12/03	@ Coolidge	L 56-83
12/07	vs San Tan	W 55-44
12/08	@ Ftn Hills	L 46-53
12/10	@ Odyssey	W 48-38
12/13	@ Hzon Honor	W 61-53
12/27	@	
12/27	vs Hayden	
12/28	@ Maryvale	
12/28	vs Alhambra	
1/04	@ ALA - Ironwood	L 47-78
1/05	@ Payson	W 72-57
1/10	@ Vall Chr.	L 43-79
1/14	@ Eastmark	L 59-75
1/18	vs AZ Prep	W 43-34
1/20	vs ALA - Gilbert N.	L 51-62
1/24	vs ST Charter	L 59-67
1/25	@ Gil Christ	L 40-55
1/28	vs Vall Chr.	L 39-65
1/31	vs Eastmark	L 31-42
2/04	@ AZ Prep	W 49-45
2/08	@ ALA - Gilbert N.	W 41-35
2/11	vs Gil Christ	L 49-62
2/16	@ ALA - Ironwood	



The AIA requests that you model good sportsmanship by refraining from derogatory cheers, chants, or behavior toward students, coaches, officials, or other spectators. Speak out if you see inappropriate behavior by immediately notifying event management staff. Together, we can provide a safe and respectful environment for all.



ALA - Ironwood Warriors



Photo not Provided

Alignment 3A South Central

Region 5-5

Standings #3

Conference 9-9

Rank #16

Overall 9-9

No.	Name	Pos.	Yr.	Ht.
2	Corey Wood	F	Jr	6'6"
3	Mark Tampus	G	Sr	5'7"
4	Elijah Taylor	F, G	Sr	6'4"
5	David Arrollado	G	Jr	6'0"
10	Ricky Enriquez	G	Sr	5'10"
11	Jackson Chapman	G, PG	So	6'0"
12	Caden Edgerton	PG	Sr	6'0"
13	Joshua Vazquez	G	Sr	6'0"
15	Liam Torres	G	Jr	6'1"
21	Ben Ballard	G, F	Sr	6'1"
23	Tony Willis	PG, G	Jr	6'0"
24	Chad Coplin	F	So	6'2"
33	Payton Hoffman	F	Jr	6'4"
42	Andy Allen	F	Sr	6'6"
55	Trmale Tipler	G	So	6'2"

Date	Opponent	Result
11/26	@	
11/26	vs Brad Mtn	W 47-36
11/26	@ Vall Chr.	L 59-76
11/27	vs ALA - QC	W 57-43
11/27	vs Wms. Field	W 52-43
11/30	@ AZ Prep	W 56-39
12/02	@ Gil Christ	L 44-59
12/07	vs Eastmark	L 65-78
12/08	vs Yuma Cath.	L 51-54
12/10	vs Bourgade	W 68-51
12/16	vs Odyssey	W 67-40
12/27	@	
12/27	vs Dysart	L 49-54
12/28	vs T-bird	L 57-69
12/29	@ Moon Vall	W 68-63
1/04	vs Ben Frank	W 78-47
1/07	@ Ftn Hills	L 44-50
1/10	vs Thatcher	W 46-36
1/14	vs Coolidge	L 45-58
1/18	@ Globe	W 48-39
1/20	@ Florence	L 51-60
1/25	vs San Tan	W 66-62
1/28	@ Thatcher	L 54-57
1/31	@ Coolidge	L 47-54
2/04	vs Globe	W 66-34
2/08	vs Florence	W 68-38
2/11	@ San Tan	L 32-38
2/16	vs Ben Frank	



The AIA requests that you model good sportsmanship by refraining from derogatory cheers, chants, or behavior toward students, coaches, officials, or other spectators. Speak out if you see inappropriate behavior by immediately notifying event management staff. Together, we can provide a safe and respectful environment for all.



Parker
Broncs



Photo not Provided

Alignment 3A West

Region 5-3

Standings #2

Conference 5-5

Rank #31

Overall 11-6

No.	Name	Pos.	Yr.	Ht.
0	Tyson Ross	G, W	Sr	6'0"
1	Zach Bennett	PF, C	So	6'4"
2	Dirk Maxwell	PG	So	6'1"
3	Jonathan Hernandez	SG	Jr	
4	Leo Scott, Jr.	SG, SF	Sr	6'1"
5	JoJo Sanchez	SG	Sr	6'0"
10	Thaddeus Nopah	PG	So	5'4"
12	Jesse Carrillo	PF, PG	Sr	6'1"
23	Trevor Elliott	SF	So	6'0"
24	Simeon Duckey	G	Sr	5'10"
30	Alberto Larraga	G	Sr	6'0"
33	Alex Welsh	PF, C	Sr	6'2"
35	Zavier Zeyoma	G	Sr	5'7"
44	Elijah Fisher	P	So	5'10"
45	Eric Poolaw	C, PF	Sr	6'7"

Date	Opponent	Result
11/29 @	River Vall	L 71-72
12/02 vs	Florence	L 62-71
12/03 @		
12/03 vs	Scott Prep	W 31-27
12/03 @	Bourgade	W 35-26
12/03 vs	St. August	W 39-24
12/03 @	Mohave Acc	W 44-40
12/04 vs	Des. Chris	W 37-35
12/04 @	Phoenix CD	L 33-80
12/07 vs	Lk Havasu	W 65-53
12/08 @	King Acad.	W 75-63
12/14 vs	King Acad.	W 72-54
12/16 @	Wickenburg	L 29-30
12/20 @		
12/20 @	Lincoln County (NV) (Panaca NV)	W 52-37
12/21 vs	Pahrump Valley (NV)	L 49-65
12/22 vs		W 60-46
1/04 vs	River Vall	W 67-54
1/07 vs	Yuma Cath.	L 64-80
1/18 @	Odyssey	W 65-49
1/20 vs	T'pah Vall	L 75-79
1/26 vs	Kingman	W 55-51
1/28 @	Yuma Cath.	L 48-79
1/31 @	Kingman	W 76-39
2/03 vs	San Luis	W 84-13
2/07 @	Veritas	W 67-55
2/08 vs	Odyssey	W 63-60
2/11 @	T'pah Vall	W 65-57
2/16 @	Thatcher	



The AIA requests that you model good sportsmanship by refraining from derogatory cheers, chants, or behavior toward students, coaches, officials, or other spectators. Speak out if you see inappropriate behavior by immediately notifying event management staff. Together, we can provide a safe and respectful environment for all.



Thatcher
Eagles

AZPREPS365



Alignment 3A South Central

Region 7-3

Standings #2

Conference 12-5

Rank #9

Overall 13-5

No.	Name	Pos.	Yr.	Ht.
1	Bradley Curtis	C	Jr	6'6"
3	Tanner Palmer	PG, G	Sr	5'10"
10	Tj Reed	G, SG	Sr	6'2"
11	Brandon Napier	G, PG	Jr	6'1"
12	Bryce Larson	G, SG	Jr	6'0"
13	Carson Beals	G	Sr	6'0"
21	Nick Puzas	G	Sr	6'0"
23	Landon Duncan	G, F	So	6'0"
24	Hudson Griffin	F, PF	Sr	6'1"
25	Cody Jones	F, PF	Jr	6'0"
32	Christian Carter	PG, G	So	5'9"
44	Wyatt Larson	C, F	Sr	6'4"

Date	Opponent	Result
12/02 @	Alchesay	W 78-41
12/07 vs	Safford	W 62-28
12/16 vs	Window Rk	W 62-26
12/20 @		
12/20 vs	Ft Thomas	W 95-33
12/21 vs	St. David	W 54-26
12/22 vs	Pima	W 45-38
12/28 @		
12/28 vs	Valley	W 64-30
12/28 vs	Gila Ridge	W 81-78
1/04 @	Pima	W 50-42
1/07 vs	Snowflake	L 53-57
1/08 vs	Show Low	W 58-47
1/10 @	ALA - Ironwood	L 36-46
1/14 vs	San Tan	W 54-38
1/15 vs	Gil Christ	L 44-47
1/18 @	Coolidge	L 60-65
1/20 @	Safford	W 75-43
1/21 @	Globe	W 73-40
1/25 vs	Florence	W 65-44
1/28 vs	ALA - Ironwood	W 57-54
1/31 @	San Tan	W 54-51
2/04 vs	Coolidge	L 57-61
2/08 vs	Globe	W 91-50
2/11 @	Florence	W 80-61
2/16 vs	Parker	



The AIA requests that you model good sportsmanship by refraining from derogatory cheers, chants, or behavior toward students, coaches, officials, or other spectators. Speak out if you see inappropriate behavior by immediately notifying event management staff. Together, we can provide a safe and respectful environment for all.



San Tan Foothills

Sabercats



Photo not Provided

Alignment 3A South Central

Region 4-6

Standings #4

Conference 6-11

Rank #21

Overall 7-11

No.	Name	Pos.	Yr.	Ht.	Date	Opponent	Result
0	Christian Marciano	G	Jr	5'6"	11/26	@	
1	Joel Padilla	G	Sr	5'1"	11/26	@ Rio Rico	L 34-63
2	Mervyn Nelson	F	Sr	6'2"	11/26	vs Douglas	W 60-48
3	Treyton Valenzuela	G	Sr	5'9"	11/27	@ Sequoia Pathway	W 59-48
4	Dominic Monte	F	So	6'2"	11/27	vs Sunnyside	L 58-61
5	Josh Marrs	SF	Sr	6'0"	11/30	vs Miami	W 85-73
10	Tristan Lopez	G	Jr	5'11"	12/01	@ Catalina	W 66-17
11	Jacob Becerra	G	Jr	5'8"	12/03	vs Eastmark	W 62-59
21	Trevon Stewart	F	Sr	6'3"	12/07	@ Ben Frank	L 44-55
23	Joel Becerra	SG	Sr	6'0"	12/09	@	
32	Eli Fields		Jr	6'4"	12/09	@ Coconino	L 32-50
45	Braydin Poulin		Sr	6'4"	12/10	@ Winslow	W 71-38
					12/10	@ Snowflake	L 77-79
					12/11	vs Flagstaff	W 64-49
					12/13	vs Ftn Hills	L 44-67
					12/17	@ ALA - Gilbert N.	L 49-50
					1/07	vs Gil Christ	L 58-68
					1/08	vs AZ Prep	L 34-41
					1/11	vs Globe	W 67-53
					1/14	@ Thatcher	L 38-54
					1/18	vs Florence	W 82-55
					1/20	vs Coolidge	L 41-55
					1/25	@ ALA - Ironwood	L 62-66
					1/28	@ Globe	W 63-55
					1/31	vs Thatcher	L 51-54
					2/04	@ Florence	L 51-55
					2/08	@ Coolidge	L 43-75
					2/11	vs ALA - Ironwood	W 38-32
					2/16	@ Chinle	



The AIA requests that you model good sportsmanship by refraining from derogatory cheers, chants, or behavior toward students, coaches, officials, or other spectators. Speak out if you see inappropriate behavior by immediately notifying event management staff. Together, we can provide a safe and respectful environment for all.



Chinle
Wildcats

AZPREPS365

Photo not Provided

Alignment 3A North

Region 7-3

Standings #1

Conference 10-5

Rank #12

Overall 13-5

No.	Name	Pos.	Yr.	Ht.	Date	Opponent	Result
1	Tristan James	W, SF	Sr	5'8"	11/23	vs Pinon	W 100-31
3	Michael Williams	SF, PF	Sr	5'10"	12/03	@ Winslow	W 68-58
5	Kre' Shaun Johnson	W, SG	Sr	5'9"	12/04	vs Holbrook	L 55-57
10	Jake Guy	W, SF	Sr	5'9"	12/07	@ Snowflake	W 73-60
11	Chad Harvey	PG, W	Sr	5'8"	12/09	vs	
12	Kylen Yazzie	PG	Sr	5'11"	12/09	vs El Capitan	W 72-41
13	Javis Woody	SF, PF	Sr	6'2"	12/10	vs Newcomb (NM)	W 94-62
20	Delaney Bahe	SG, SF	Jr	6'0"	12/11	vs Hopi	W 83-48
24	Trevor Benally	SG, W	Sr	5'11"	12/28	@	
30	Tegan Halwood	PG, SG	Jr	5'9"	12/28	@ Blue Ridge	W 54-41
32	Clayton Begay	PG	Sr	5'10"	12/28	@ St. Johns	W 63-40
32	Latherian John	C, PF	Sr	6'2"	1/04	vs Window Rk	L 65-73
35	Jostaiah Harvey	C, SF	So	6'3"	1/08	@ Mmnt. Vall	W 58-53
45	Wydell Sam	PF, C	Sr	5'10"	1/12	@ Holbrook	L 59-74
50	Brent Begay	C, PF	Sr	6'0"	1/14	vs Mmnt. Vall	L 63-71
					1/15	vs Gallup (NM) (Gallup NM)	W 70-39
					1/18	@ Alchesay	W 88-33
					1/20	@ Tuba City	L 47-55
					1/22	vs Show Low	W 72-66
					1/25	vs Page	W 66-40
					1/27	@ Window Rk	W 81-49
					1/29	@ St. Johns	W 63-29
					1/31	vs Alchesay	W 81-36
					2/02	@ Page	W 60-54
					2/04	vs Tuba City	W 63-53
					2/10	@	
					2/11	vs Window Rk	W 68-63
					2/12	vs Mmnt. Vall	L 51-52
					2/16	vs San Tan	



The AIA requests that you model good sportsmanship by refraining from derogatory cheers, chants, or behavior toward students, coaches, officials, or other spectators. Speak out if you see inappropriate behavior by immediately notifying event management staff. Together, we can provide a safe and respectful environment for all.



Tuba City
Warriors

AZPREPS365



Alignment 3A North

Region 6-4

Standings #3

Conference 6-5

Rank #20

Overall 9-5

No.	Name	Pos.	Yr.	Date	Opponent	Result
3	Tayden Arizona	PG, G	Jr	11/30 vs	Hopi	W 78-43
4	Kyler Twawina	G	Jr	12/03 vs	Yuma Cath.	W 63-55
5	Aidan Dugi	G	Fr	12/03 vs	Antelope	W 82-36
10	Papsiya Lomayestewa	G, PG	Sr	12/03 @		
11	Xander Mitchell	G	Sr	12/04 vs	Mogollon	W 73-48
15	Nathaniel Fulton	P	Jr	12/04 @	Yuma Cath.	L 43-52
21	Quanoah Yazzie	P	Jr	12/07 vs	St Michael	W 56-37
22	Deiondre Whiterock	G	Fr	12/09 @		
23	Britton Hardy	P, G	Sr	12/09 vs	Rancho (North Las Vegas NV)	L 60-61
24	Tyler Williams	G	Sr	12/14 vs	Red Rock	W 67-37
25	Desean Butler	P	Sr	12/16 vs	Snowflake	L 53-73
34	Trent Engle		So	1/04 @	Alchesay	W 75-44
35	Kanye Ignacio	P, G	Sr	1/06 vs	Page	W 56-50
				1/15 @	Window Rk	W 78-48
				1/20 vs	Chinle	W 55-47
				1/25 vs	Mmnt. Vall	L 58-69
				1/27 @	Page	W 61-35
				1/29 vs	Alchesay	W 66-45
				2/02 @	Mmnt. Vall	L 56-58
				2/04 @	Chinle	L 53-63
				2/05 vs	Window Rk	L 52-60
				2/10 @		
				2/10 vs	Alchesay	W 64-47
				2/11 @	Mmnt. Vall	L 43-53
				2/12 @	Window Rk	W 71-58
				2/16 @	NW Christ	



The AIA requests that you model good sportsmanship by refraining from derogatory cheers, chants, or behavior toward students, coaches, officials, or other spectators. Speak out if you see inappropriate behavior by immediately notifying event management staff. Together, we can provide a safe and respectful environment for all.



Northwest Christian Crusaders



Alignment 3A North Central

Region 6-4

Standings #3

Conference 9-7

Rank #13

Overall 10-8

No.	Name	Pos.	Yr.	Ht.
1	Alex Jeffries	G	Sr	6'2"
3	Kyler Thruston	G	So	5'9"
5	Marshall Gillette	SF, PF	So	6'3"
10	Robert Greenberg	PG, SG	Sr	
11	Logan Moser	G	Sr	
15	Jackson Bourland	F	Sr	
21	Logan Millard	SF, SG	Sr	
22	Isaac Humes	SG, SF	Sr	
23	Andrew Best	C	Sr	6'9"
25	Cole Muscari	PG, SG	So	
30	Jack Hubbard	SG	So	
32	Noah Larson	F	Jr	6'2"
42	Kaden Duff	F	Jr	

Date	Opponent	Result
11/30	vs Odyssey	W 68-30
12/07	vs Scott Chr.	L 38-54
12/09	vs ALA - Gilbert N.	W 78-63
12/17	@ Snowflake	W 54-41
12/28	@	
12/28	vs Vall Luth.	W 59-27
12/29	@ T'pah Vall	W 71-36
12/29	@ Phoenix CD	L 42-45
12/30	@ Hzon Honor	W 69-34
1/04	@ Vall Chr.	L 56-62
1/07	@ Payson	L 35-58
1/10	vs Wickenburg	W 67-46
1/14	@ Chino Vall	W 59-25
1/18	vs Ftn Hills	L 28-50
1/20	@ Camp Verde	L 60-70
1/22	vs North Valley Christian Acad	W 67-50
1/25	vs Bourgade	W 62-47
1/27	@ Wickenburg	W 45-29
1/29	@ Gil Christ	L 55-60
1/31	vs Chino Vall	W 48-33
2/04	@ Ftn Hills	L 39-62
2/08	vs Camp Verde	L 69-73
2/11	@ Bourgade	W 60-48
2/16	vs Tuba City	



The AIA requests that you model good sportsmanship by refraining from derogatory cheers, chants, or behavior toward students, coaches, officials, or other spectators. Speak out if you see inappropriate behavior by immediately notifying event management staff. Together, we can provide a safe and respectful environment for all.



Payson
Longhorns

AZPREPS365

Photo not Provided

Alignment 3A East

Region 5-5

Standings #4

Conference 7-10

Rank #19

Overall 8-10

No.	Name	Pos.	Yr.	Ht.	Date	Opponent	Result
3	Easton Redford	PG	Sr		11/30	vs Ftn Hills	L 27-74
4	Kellen Mills	SG, SF	Sr	5'10"	12/03	vs AZ Prep	L 45-66
5	Jeremy Chavez	F	Sr	6'3"	12/07	vs Chino Vall	W 63-44
11	Jonah Clifton	G	Sr	5'5"	12/09	@ Arbor Hls (NV)	
12	Chance Hagler	PG, SG	Sr	5'10"	12/09	@	
13	Anderson Hatch	G, SF	So	6'3"	12/14	vs Camp Verde	L 73-83
15	Connor Hatch	G, F	Sr	6'1"	12/16	@ Mogollon	W 74-56
21	Dexter Waterman	G	Jr	6'0"	12/17	@	
22	Caleb Marinelli	G, SF	Jr	5'8"	12/17	@ San Pasq.	W 58-31
23	Miguel Beltran	W, SF	Jr	6'1"	12/17	vs Mountainside	W 75-28
24	Mikey Schinstock	G, P	So	5'8"	12/17	@ NFL Yet	
30	Jack O'Grady	SG, PG	Jr	6'3"	1/05	vs Ben Frank	L 57-72
32	Serigo Madrid	PG, SG	So	5'8"	1/07	vs NW Christ	W 58-35
33	Christian Ramirez	C, PF	So	6'4"	1/10	vs Holbrook	L 54-59
34	Gary Bingham	F	Sr	6'4"	1/12	@ Ftn Hills	L 50-73
42	Dominik Stuerzer	PF, C	So	6'4"	1/14	@ Blue Ridge	W 55-50
					1/18	vs Snowflake	L 53-58
					1/20	vs Show Low	L 67-70
					1/25	vs Winslow	W 67-38
					1/28	@ Holbrook	W 54-47
					1/31	vs Blue Ridge	W 35-34
					2/04	@ Snowflake	L 48-67
					2/08	@ Show Low	L 31-58
					2/11	@ Winslow	W 81-55
					2/16	@ Show Low	



The AIA requests that you model good sportsmanship by refraining from derogatory cheers, chants, or behavior toward students, coaches, officials, or other spectators. Speak out if you see inappropriate behavior by immediately notifying event management staff. Together, we can provide a safe and respectful environment for all.



Show Low
Cougars

AZPREPS365

Photo not Provided

Alignment 3A East

Region 7-3

Standings #3

Conference 10-6

Rank #14

Overall 12-6

No.	Name	Pos.	Yr.	Ht.	Date	Opponent	Result
0	Mark Drouillet	G	Jr	6'0"	11/27	vs Chino Vall	W 71-26
1	Cougar Cooke	G	Sr	6'3"	11/30	vs Page	W 72-45
2	Nash Brewer	G	So	5'11"	12/02	@ St. Johns	W 51-14
3	David Shaw	G	Sr	5'10"	12/03	vs Round Vall	W 69-40
4	Colten Yeager	G	Sr	6'0"	12/07	vs Alchesay	W 75-30
5	Riane De La Cruz	G	Sr	5'10"	12/09	vs Valley	W 75-29
10	Charles Cooley	SF	Sr	6'2"	12/09	vs Ft Thomas	W 76-25
11	Carlos Robles	PF	Sr	6'5"	12/09	@	
13	Dalton Cywinski	SF	Sr	6'4"	12/10	@ San Carlos	W 46-15
23	Andre Henderson	PF	Sr	6'4"	12/10	@ Holbrook	L 41-72
33	Luke Morrow	PF	Jr	6'5"	12/11	@ St Michael	W 71-51
44	Preston Power	SF	So	6'5"	12/11	@ Blue Ridge	W 55-23
					12/11	vs Mogollon	W 67-54
					12/28	@	
					12/28	@ Ganado	W 79-27
					12/28	vs Marana	L 53-72
					1/07	@ Eastmark	L 60-75
					1/08	@ Thatcher	L 47-58
					1/12	@ Snowflake	L 46-54
					1/20	@ Payson	W 70-67
					1/22	@ Chinle	L 66-72
					1/25	@ Blue Ridge	W 71-59
					1/27	vs Snowflake	W 84-82
					1/31	@ Holbrook	L 41-61
					2/04	@ Winslow	W 70-53
					2/07	vs Winslow	W 76-45
					2/08	vs Payson	W 58-31
					2/10	vs Holbrook	L 29-46
					2/11	vs Blue Ridge	W 62-51
					2/16	vs Payson	



The AIA requests that you model good sportsmanship by refraining from derogatory cheers, chants, or behavior toward students, coaches, officials, or other spectators. Speak out if you see inappropriate behavior by immediately notifying event management staff. Together, we can provide a safe and respectful environment for all.



Sabino
Sabercats

AZPREPS365

Photo not Provided

Alignment 3A South

Region 10-1

Standings #1

Conference 10-1

Rank #24

Overall 13-4

No.	Name	Pos.	Yr.	Ht.
0	TaJohn Cook	G	Sr	5'11"
1	Dylan Hollywood	G	Jr	6'1"
2	Cameron Hackworth	G	So	5'10"
3	Luke Pyle	PG	Sr	5'10"
4	Furshawn Nichols		Jr	5'9"
05	Robert Maultsby	W	Sr	6'3"
11	Carson Moore		Jr	6'3"
12	Matthew Lueders		Jr	6'1"
13	Korbin Jessup		Jr	6'4"
20	Weston Haebig	G	Jr	6'0"
22	Donaven Jackson		Jr	6'4"
24	Travis Reynolds	F	Sr	6'6"
25	Luke Aden		Jr	6'7"
45	Joseph Gomez		Jr	5'11"

Date	Opponent	Result
11/24	@	
11/26	vs AZ Prep	W 70-41
11/26	@ EFootHills	L 63-67
11/27	vs Trivium	L 68-75
11/27	@ Highland Prep	L 76-83
12/03	vs Sahuarita	W 73-32
12/06	@ Cienega	L 55-59
12/08	@ Nogales	W 85-64
12/14	@ Canyon Oro	L 55-75
12/20	@	
12/20	@ Coolidge	L 54-61
12/21	@ Post Butte	W 73-66
12/21	@ Pueblo	W 65-64
12/22	vs Marcos	L 57-75
1/04	@ Safford	W 88-55
1/06	@ Sahuaro	W 38-37
1/10	vs Empire	W 77-14
1/14	@ Tan. Verde	W 71-49
1/20	vs Palo Verde	W 68-57
1/21	@ Catalina	W 76-0
1/25	vs Safford	W 67-50
1/28	vs Buena	L 60-72
1/31	@ Empire	W 79-31
2/03	vs Pusch	W 52-47
2/04	vs Tan. Verde	W 78-58
2/08	@ Palo Verde	W 65-59
2/10	@ Pusch	L 49-57
2/16	@ Eastmark	



The AIA requests that you model good sportsmanship by refraining from derogatory cheers, chants, or behavior toward students, coaches, officials, or other spectators. Speak out if you see inappropriate behavior by immediately notifying event management staff. Together, we can provide a safe and respectful environment for all.



Eastmark
Firebirds

AZPREPS365

Photo not Provided

Alignment 3A Metro

Region 5-5

Standings #4

Conference 10-8

Rank #11

Overall 10-8

No.	Name	Pos.	Yr.	Ht.	Date	Opponent	Result
1	Rhys Walcott		Fr	5'10"	11/26	@	
3	Alex Wells	SG, PG	Jr	6'3"	11/26	@ Camp Verde	L 71-77
5	Daylan Dewberry		Jr	6'4"	11/26	vs Mohave	W 71-56
10	Tim Gorham		So	6'3"	11/27	vs Sierra Lin	W 79-38
11	Alex Burns		So	5'11"	11/27	vs Ftn Hills	W 55-54
11	Nathan Burrell		So	6'3"	11/30	vs Coolidge	L 50-71
12	Jaxon Dewberry	F	Jr	6'4"	12/03	@ San Tan	L 59-62
13	Kayden Bethel		Jr	6'4"	12/07	@ ALA - Ironwood	W 78-65
15	Jordan Howard		So	6'2"	12/13	vs Florence	L 53-55
20	Bryce Walcott		So	6'4"	12/15	vs Chino Vall	W 73-29
23	Javery Mayberry		So	6'3"	12/20	@	
					12/20	@ Vista Gr.	W 59-58
					12/21	@ Santa Cruz	W 67-26
					12/21	vs Empire	W 48-41
					12/22	vs Gila Ridge	L 47-53
					1/04	@ Bourgade	W 51-46
					1/07	vs Show Low	W 75-60
					1/10	@ Gil Christ	L 49-51
					1/14	vs Ben Frank	W 75-59
					1/18	vs Vall Chr.	L 66-67
					1/20	vs AZ Prep	W 58-54
					1/25	@ ALA - Gilbert N.	L 62-68
					1/27	vs Ftn Hills	W 50-46
					1/31	@ Ben Frank	W 42-31
					2/02	vs Gil Christ	W 57-47
					2/04	@ Vall Chr.	L 59-75
					2/08	@ AZ Prep	W 56-54
					2/11	vs ALA - Gilbert N.	L 56-64
					2/16	vs Sabino	



The AIA requests that you model good sportsmanship by refraining from derogatory cheers, chants, or behavior toward students, coaches, officials, or other spectators. Speak out if you see inappropriate behavior by immediately notifying event management staff. Together, we can provide a safe and respectful environment for all.



Pusch Ridge Lions

AZPREPS365



Alignment 3A South

Region 10-2

Standings #2

Conference 10-4

Rank #25

Overall 15-4

No.	Name	Pos.	Yr.	Ht.
1	Bryce Jewell		Jr	5'10"
2	Ryan Tertel		Sr	
4	Alex Manning		Sr	
5	Hayden Hallett		Sr	
10	Ryan Robinson		Jr	
12	Tj Thermelan		Sr	
12	Tj Thernelan			
15	Bubba Mustain		So	
20	Joe Voorhees		Fr	
21	Josh Mcdonough		Jr	
22	Isaac Hardeman		Fr	
23	Jack Franco		Sr	
24	Jordan Voorhees	PG, SG	Jr	5'11"
31	Grant Burk		Sr	
43	Josh Tofel		Sr	6'0"

Date	Opponent	Result
11/23 @	Florence	L 69-76
11/26 @		
11/26 vs	Hzon Honor	W 57-36
11/26 vs	Wms. Field	W 58-41
11/27 vs	Shadow Hills (CA)	L 44-66
11/27 @	ND Prep	W 62-60
12/02 vs	Vista Gr.	W 48-41
12/07 @	Wldn Grove	W 64-52
12/09 vs	Sahuarita	W 67-51
12/10 vs	Mica Mtn.	W 58-47
12/18 @	Vall Chr.	L 62-78
12/20 @		
12/20 @	CFoothills	
1/04 @	Tan. Verde	W 53-50
1/07 vs	Safford	W 74-54
1/10 vs	Palo Verde	W 58-51
1/20 vs	Catalina	W 71-17
1/25 vs	Tan. Verde	W 60-31
1/28 @	Safford	W 64-46
2/01 @	Palo Verde	L 66-73
2/03 @	Sabino	L 47-52
2/04 vs	Benson	W 67-33
2/08 @	Catalina	W 55-23
2/09 @	Empire	W 84-40
2/10 vs	Sabino	W 57-49
2/11 vs	Empire	W 61-35
2/16 @	Snowflake	



The AIA requests that you model good sportsmanship by refraining from derogatory cheers, chants, or behavior toward students, coaches, officials, or other spectators. Speak out if you see inappropriate behavior by immediately notifying event management staff. Together, we can provide a safe and respectful environment for all.



Snowflake
Lobos

AZPREPS365

Photo not Provided

Alignment 3A East

Region 8-2

Standings #2

Conference 13-5

Rank #10

Overall 13-5

No.	Name	Pos.	Yr.	Ht.	Date	Opponent	Result
3	Alex Pond		Sr		11/30 @	Vall Chr.	L 41-75
5	Cooper Rapier		Jr	6'2"	12/07 vs	Chinle	L 60-73
10	Lance Christensen		Jr	5'9"	12/09 @		
11	Easton Butler		Jr	5'11"	12/09 @	L Williams	W 62-35
12	Kaiden Brewer		Sr	6'2"	12/10 vs	ST Charter	W 73-51
14	Tyler Clare		Jr	6'3"	12/10 vs	San Tan	W 79-77
21	Bradden Lewis		Jr		12/11 vs	Prd. Honor	L 74-86
22	Cooper Dewitt		Jr		12/11 @	Pima	L 52-55
23	Noah Baum		Sr	6'2"	12/16 @	Tuba City	W 73-53
24	Max Boone		Sr	6'3"	12/17 vs	NW Christ	L 41-54
25	Matthew Brimhall		Jr	5'11"	12/28 @		
					12/28 @	Tucson	L 36-76
					12/29 @	Hayden	L 62-70
					12/30 vs	PV	W 57-41
					12/30 vs	Agua Fria	L 41-77
					1/06 @	Alchesay	W 71-31
					1/07 @	Thatcher	W 57-53
					1/12 vs	Show Low	W 54-46
					1/18 @	Payson	W 58-53
					1/25 @	Holbrook	W 57-46
					1/27 @	Show Low	L 82-84
					1/29 vs	Mmnt. Vall	W 63-56
					1/31 @	Winslow	W 83-44
					2/02 vs	Blue Ridge	W 67-39
					2/04 vs	Payson	W 67-48
					2/05 vs	Page	W 57-33
					2/08 @	Blue Ridge	W 53-36
					2/09 vs	Winslow	W 75-48
					2/11 vs	Holbrook	L 57-58
					2/16 vs	Pusch	



The AIA requests that you model good sportsmanship by refraining from derogatory cheers, chants, or behavior toward students, coaches, officials, or other spectators. Speak out if you see inappropriate behavior by immediately notifying event management staff. Together, we can provide a safe and respectful environment for all.



Florence
Gophers

AZPREPS365

Alignment 3A South Central

Region 3-7

Standings #5

Conference 9-9

Rank #18

Overall 9-9

Photo not Provided

No.	Name	Pos.	Yr.	Ht.	Date	Opponent	Result
0	Cass Hess	F	So	6'1"	11/23	vs Pusch	W 76-69
1	Darren Swain	G	Fr	5'10"	11/26	vs Coolidge	L 43-69
2	Evan Quick	F	Fr	6'1"	11/26	@	
3	Gavin McGill	G	Fr	5'10"	11/26	vs Rio Rico	W 64-52
4	Josh Nelson	G	So	5'10"	11/27	vs Globe	L 56-57
5	Logan Stenson	G	Fr	6'2"	11/27	@ Santa Rita	W 62-28
10	Michael Sepulveda	G	Fr	6'1"	11/30	@ Wickenburg	W 72-32
11	Tyler Potter	F	Jr	6'2"	12/02	@ Parker	W 71-62
12	Anthony Bradeen	C	So	6'3"	12/07	vs Vall Chr.	L 63-76
15	Rory Terry	F	So	6'4"	12/10	@ Gil Christ	L 53-68
21	Anthony Stone	C	So	6'4"	12/13	@ Eastmark	W 55-53
22	Adrian Taufasau	G	Fr	6'0"	12/14	vs Bourgade	W 61-37
24	Brandon Farley	F	Jr		12/27	@	
33	JR Johnston	F	Sr		12/27	vs Shad. Mtn	
52	Brian Madden	F	Jr	6'3"	12/28	@ NFL Yet	W 52-43
					12/28	vs Kofa	W 59-48
					1/04	vs T'pah Vall	W 54-46
					1/10	@ Coolidge	L 24-71
					1/14	vs Globe	W 73-37
					1/18	@ San Tan	L 55-82
					1/20	vs ALA - Ironwood	W 60-51
					1/25	@ Thatcher	L 44-65
					1/28	vs Coolidge	L 47-74
					1/31	@ Globe	L 42-66
					2/04	vs San Tan	W 55-51
					2/08	@ ALA - Ironwood	L 38-68
					2/11	vs Thatcher	L 61-80
					2/16	@ Mmnt. Vall	



The AIA requests that you model good sportsmanship by refraining from derogatory cheers, chants, or behavior toward students, coaches, officials, or other spectators. Speak out if you see inappropriate behavior by immediately notifying event management staff. Together, we can provide a safe and respectful environment for all.



Monument Valley Mustangs



Photo not Provided

Alignment 3A North

Region 7-3

Standings #2

Conference 8-4

Rank #15

Overall 13-4

No.	Name	Pos.	Yr.	Ht.	Date	Opponent	Result
1	Uzziel Flores	PG, G	So		11/22	vs Many Farms	W 83-8
3	Nahvonie Gray	G, SG	Sr	5'7"	12/07	vs Valley	W 56-20
4	Levahtty Beverly	SG, PG	Sr		12/09	@	
5	Andrew E sheppard	PG, G	Sr	6'0"	12/09	vs Hurricane (UT) (Hurricane UT)	W 57-51
10	Roberto Flores	G, SG	Jr	6'0"	12/15	@ Red Mesa	W 48-33
11	Stephen Hale	W, SF	Sr	5'10"	12/16	vs St Michael	W 61-23
12	Stephen Hale	SF, PF	Sr	6'1"	12/18	@ Winslow	W 68-33
14	Maliki Yazzie	G, PG	Sr		12/21	@ Window Rk	W 54-43
21	Lyle Blackgoat	G, SG	Sr		12/28	@	
23	Cash Blackrock	W, SF	Sr		12/28	vs Agua Fria	W 54-47
24	Albrandon Byjoe	SG, G	Jr	6'1"	12/29	vs MTV-Marana	W 58-44
30	Salelea Sheppard	G, SG	Jr		12/29	@ N. Canyon	L 37-44
33	Jaden Redhouse	W, SG	So	6'0"	12/30	@ Seton	W 54-51
34	Kameron Young	W, PF	So	5'11"	1/08	vs Chinle	L 53-58
50	Koy Phillips	C, PF	Jr		1/14	@ Chinle	W 71-63
54	Keiyan Mann	C, PF	Jr	6'0"	1/15	vs Alchesay	W 65-25
					1/18	vs Page	W 55-43
					1/20	vs Round Vall	W 72-45
					1/22	vs Window Rk	L 51-54
					1/25	@ Tuba City	W 69-58
					1/29	@ Snowflake	L 56-63
					1/31	@ Page	L 56-58
					2/02	vs Tuba City	W 58-56
					2/05	@ Alchesay	W 70-62
					2/10	@	
					2/11	vs Tuba City	W 53-43
					2/12	@ Chinle	W 52-51
					2/16	vs Florence	



The AIA requests that you model good sportsmanship by refraining from derogatory cheers, chants, or behavior toward students, coaches, officials, or other spectators. Speak out if you see inappropriate behavior by immediately notifying event management staff. Together, we can provide a safe and respectful environment for all.



Black Bear Diner®

BREAKFAST
SERVED *All Day!*



GOOD OLD-FASHIONED
FAMILY FOOD



BREAKFAST

LUNCH

DINNER



LET US BUY YOU BREAKFAST



Get 2 FREE meals
your first year when you
join our Bear Lovers eClub.

**TEXT TEAM TO 94418
OR SCAN THIS CODE**



AIA

Arizona Interscholastic
Association

Order for pickup
or delivery at

BLACKBEARDINER.COM



SCA, RANCHO SOLANO STILL FAVORITES, BUT NOBODY IS RUNNING AWAY WITH THE 2A CROWN THIS SEASON

By Jose Garcia
AZPreps365.com

It's Rancho Solano's turn to win it.
Or is it?

Rancho Solano and Scottsdale Christian took turns bagging the big prize in 2A boys basketball in the past four seasons. Last year, Scottsdale Christian won it in dramatic fashion over, you guessed it, Rancho Solano.

But there are other schools that want in, and Scottsdale Christian and Rancho Solano are quite aware of who they are.

"The 2A field is definitely more wide open than it has been in recent years," Scottsdale Christian coach John Anderson said. "In my opinion there are a solid 8-10 teams that have a legitimate shot at winning the state championship in the 2A."

Anderson's program lost to one of those teams this season, its first loss to a 2A team since the 2020 playoffs.

Spurred by a strong defensive effort against the tall and athletic Eagles of Scottsdale Christian, Pima won 53-42 on Feb. 5. In that game, the Roughriders went 8-12 from beyond the arc, with 6-6 junior Pierce Ashby's 16 points leading the way. Grant Ashby and Seth Russell also scored in double figures.

"We were very excited to get a win over Scottsdale Christian, as they are a very successful program," Pima's coach Cliff Thompson said. "I feel we won the game mostly on the defensive end of the floor, however, some players stepped up offensively as well. "Wyatt Wiltbank and Leland Thompson played well off the bench with good defense when the starters were in foul trouble. It was a great team win."

Pima reached the semifinals in six of its previous seven seasons without a championship appearance.

But the 21-5 Roughriders might finally punch their ticket to the big game this season. Another program that wants to crash Scottsdale Christian and Rancho Solano's party is Arizona Interscholastic Association newbie Highland Prep.

Besides its cool mascot (Honey Badgers), Highland Prep also boasts an athletic, young lineup, which is under the direction of the very dedicated Trent Hill. Hill's team was the only 2A program that didn't lose a power ranked game this season, allowing it to secure the 2A state tournament's No. 1 seed.

Sophomores Tyler Hutton (11.3 rebounds per game) and Presley Ibeh and junior Omar Wearthersby each average double figures in points and are the focal point of a Highland Prep offense that leads the state in scoring. But the biggest tests for the young program, which has played only one of the top-8 seeds this season, await in the playoffs.

As for Rancho Solano, it likely wants another shot at Scottsdale Christian and the crown. Its last two games against its Scottsdale neighbor were one point affairs that Scottsdale Christian pulled out.

The ending to last year's season finale likely still stings for Rancho Solano, which saw Scottsdale Christian's Jacob Ekre calmly sink three free throws with .4 left to allow Ekre's team to celebrate a 48-47 2A championship victory. This season, Rancho Solano saw its neighbor once again pull out close victory.



Scottsdale Christian wouldn't mind hoisting yet another championship trophy, just like in 2021. (Steven Davis photo/MaxPreps)

Of its sevens defeats this season, its Jan. 25th meeting with the defending champ was the only 2A match Rancho Solano dropped this year. The other losses were to out of state teams, including two programs during a New York trip, and 6A Perry.

The well-tested 2021 state runners-up 2022 starting lineup will present some match up problems for playoff opponents, in particular 6-8 Michael Dienes (17.2 ppg) and 6-6 Royce Ramos (12.2 ppg). Getting by 2A 2021 Defensive Player of the Year, Noe Vargas (11.9 ppg), a 6-2 guard, also won't be easy.

"Michael is a versatile forward and a great shooter but can score at all three levels," 9-year Rancho Solano coach Aaron Trigg said.

"Royce is a versatile skilled forward, elite passer, has a high IQ and can play multiple positions."

Despite the loss to Pima and one point win against Trigg's boys this season—both road games—Scottsdale Christian remains the team to beat in 2A.

After winning seven titles, it's always a favorite. Its title hopes might rest on seniors Garrison Sherman and Braden Wales.

The tall towers play well off each other. Sherman is one of the leading contenders for 2A Player of the Year.

At 6-6, he is a threat in the post as well as off the dribble and will be an asset to any college that winds up landing him. The 6-8 Wales is the team's defensive wall, exactly what the team needs to make another run.

Of the 2A teams that have played at least 20 games, Scottsdale Christian (20-4) has allowed the second fewest points this season.

"It will take a solid defensive effort and some great shooting to advance deep into the playoffs against this field, and on any given night a higher seed can knock off any team," Anderson said. "As always, it usually comes down to free throws and layups in the big games."

2022 Boys Basketball

2A Conference Play-In

Play In
February 16

G1: 2/16, 7pm Phoenix Christian Jr./Sr. HS

#24 Pinon

#9 Phoenix Christian

G2: 2/16, 7pm Willcox HS

#17 NFL Yet HS and JH

#16 Willcox

G3: 2/16, 7pm Glendale Preparatory Acad...

#18 Benson

#15 Glendale Prep

G4: 2/16, 7pm Gilbert Classical Academy

#21 Chandler Prep

#12 Gilbert Classical

Play In
February 16

G5: 2/16, 7pm Morenci Jr./Sr. HS

Scottsdale Prep #22

Morenci #11

G6: 2/16, 7pm Sequoia Charter

Round Valley #20

Sequoia Charter #13

G7: 2/16, 7pm Valley HS (Sanders)

Miami #19

Valley (Sanders) #14

G8: 2/16, 7pm Bisbee HS

San Carlos #23

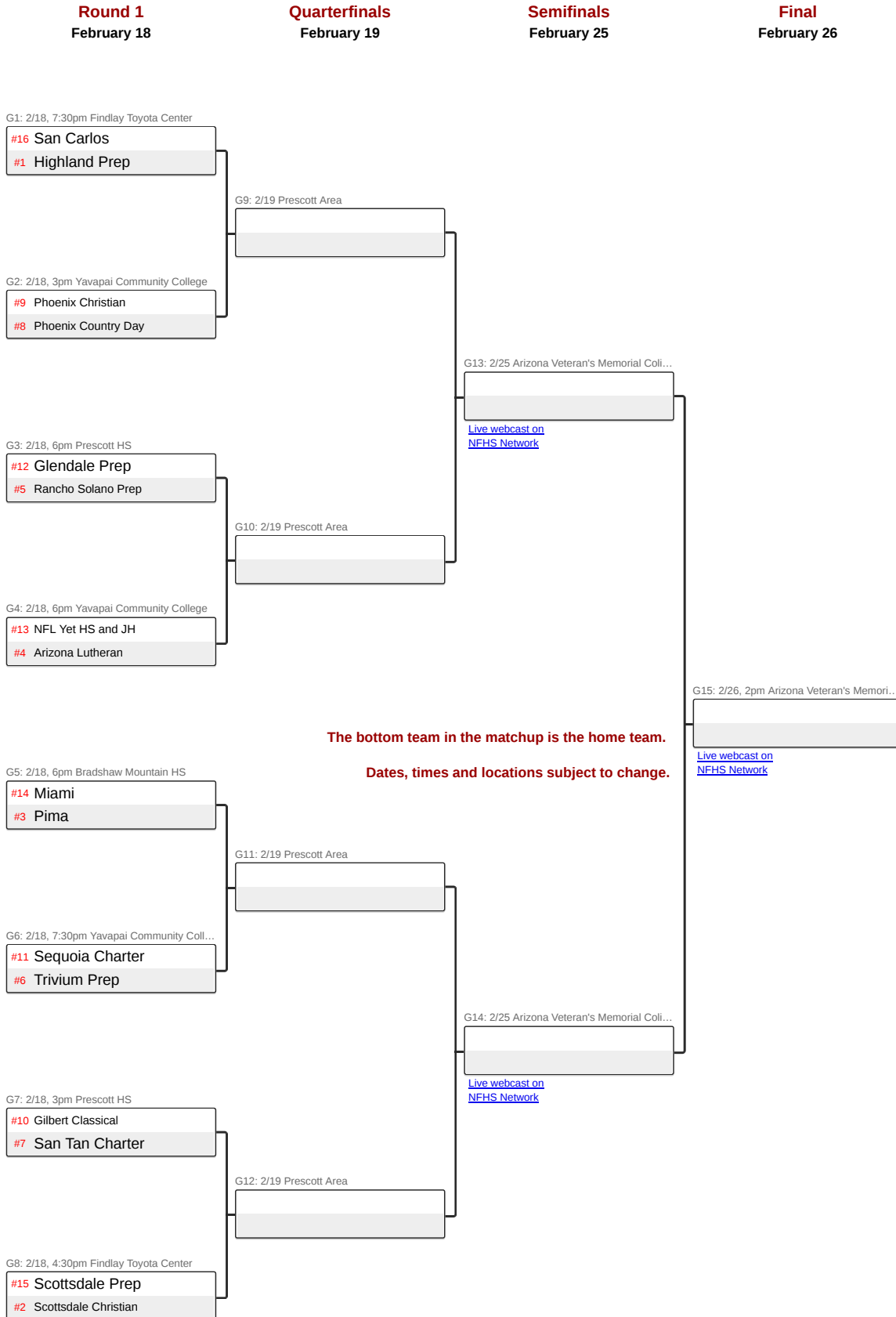
Bisbee #10

The bottom team in the matchup is the home team.

Dates, times and locations subject to change.

2022 AIA Boys Basketball

2A State Championship





San Carlos

Braves

AZPREPS365



Alignment 2A South

Region 7-3

Standings #2

Conference 7-5

Rank #27

Overall 12-7

No.	Name	Pos.	Yr.
10	Reppert Cassadore III	G	Sr
11	Runyon Kinney, Jr.	G	Fr
14	Xavier Hooke	F	Sr
15	Darius Jones		Sr
20	Kayshaun Key	P	Jr
22	Keven Logan	G	Sr
23	Ken Church		Jr
24	Tayshaun Polk		Jr
30	Julius Chee		Sr
32	Jarek Lechuga	F	Jr
33	Cameron Anderson		Sr
42	Keyon Martin	P	Jr

Date	Opponent	Result
11/23 @	Globe	L 49-62
11/30 @	Lead Edge	W 59-41
12/02 vs	Pima	L 37-69
12/03 vs	Alchesay	W 63-40
12/04 @	St Michael	W 49-44
12/07 @	Ft Thomas	W 55-45
12/09 vs	Safford	L 35-64
12/09 vs	Silver (NM)	L 22-64
12/09 @		
12/10 vs	Show Low	L 15-46
12/10 @	Dishchii'bikoh	W 47-44
12/11 @	Round Vall	L 34-53
12/14 @	Santa Cruz	W 62-52
12/17 vs	St. August	W 50-43
12/18 vs	Babo	W 46-45
1/04 vs	Miami	L 54-58
1/06 @	San Miguel	W 57-33
1/08 vs	Globe	L 61-64
1/25 vs	San Miguel	W 52-25
1/26 vs	Santa Cruz	W 71-26
1/27 @	Santa Rita	L 78-79
2/01 vs	Morenci	L 58-61
2/04 vs	Santa Rita	W 61-49
2/08 @	St. August	W 64-50
2/11 @	Miami	L 52-58
2/16 @	Bisbee	W 69-62
2/18 @	Highland Prep	



The AIA requests that you model good sportsmanship by refraining from derogatory cheers, chants, or behavior toward students, coaches, officials, or other spectators. Speak out if you see inappropriate behavior by immediately notifying event management staff. Together, we can provide a safe and respectful environment for all.



Highland Prep

Honey Badgers



Photo not Provided

Alignment 2A Independent

Region 0-0

Standings #3

Conference 0-0

Rank #1

Overall 0-0

No.	Name	Pos.	Yr.	Ht.	Date	Opponent	Result
1	Nigel Gwati		Fr		11/23	vs Sequoia Charter	W 95-69
2	Jahshua Cheeks	G, SG	Jr	5'10"	11/24	@	
3	Niko Bey	G, W	So	6'0"	11/24	@ Phx Christ	W 68-58
5	Kohen Hill	PG, SG	So	5'11"	11/26	@ Prd. Honor	L 38-100
10	Tyler Hutton	F	So	6'4"	11/27	vs Prescott	L 62-77
15	Seth Nevers	F	Sr	6'0"	11/27	vs Sabino	W 83-76
20	Darius McKnight	G, PG	So	6'0"	11/30	vs Trivium	W 72-60
21	Omar Wearthersby	SG, W	Jr	6'2"	12/03	vs Heritage	W 93-50
23	Presley Ibeh	SF, F	So	6'3"	12/07	vs Madison Highland Prep	W 94-90
30	Ben Zagel	F	Sr	6'2"	12/13	@ Mountainside	W 91-3
45	Brandon Nevers	F	Jr	6'1"	12/16	@ Veritas	W 51-39
	Paxton Clark	F	Fr	6'3"	1/05	@ Benson	W 62-59
	Trebor Greenfield	W	So	6'0"	1/14	@ Tempe Prep	W 73-51
	Brady Howard	G	So	5'8"	1/19	vs St. John Paul II Catholic	W 68-24
					1/24	vs Mountainside	W 89-5
					1/25	@ Antelope	W 93-26
					1/28	@ Hzon Honor	W 74-45
					2/01	vs BASIS Phoenix	W 94-15
					2/02	@ Madison Highland Prep	W 94-65
					2/03	@ Sequoia Charter	W 89-80
					2/09	vs Globe	W 86-60



The AIA requests that you model good sportsmanship by refraining from derogatory cheers, chants, or behavior toward students, coaches, officials, or other spectators. Speak out if you see inappropriate behavior by immediately notifying event management staff. Together, we can provide a safe and respectful environment for all.



Phoenix Christian

Cougars



Photo not Provided

Alignment 2A Metro

Region 2-2

Standings #4

Conference 9-4

Rank #9

Overall 11-5

No.	Name	Pos.	Yr.	Ht.	Date	Opponent	Result
0	Colin Cajthaml	C	Jr		11/23	vs ST Charter	L 51-54
4	Xavier Sandoval	G	So	5'11"	11/24	@	
12	Duncan Trudell	W	Jr	5'10"	11/24	vs Highland Prep	L 58-68
13	Cam Hatter	W	Jr	6'0"	11/26	@ Coronado	W 59-56
20	Micah Carter	G	Sr	6'1"	11/27	vs Cortez	W 58-50
22	Tommy Randolph	G	So	6'2"	11/27	vs Flagstaff	L 50-58
23	Malik Streety	SG, SF	Sr	6'2"	11/30	@ Arete Prep	W 70-43
24	Jace Hagan	G	So	6'2"	12/01	@ Bourgade	W 75-38
41	Lucas Ceton	F	Jr	6'3"	12/03	vs Gil Class	W 75-49
44	Bryce Anderson	W	So	6'5"	12/06	vs Gdale Prep	W 61-48
45	Jerahmia Smith	C	Sr	6'3"	12/14	@ Desert Heights Prep Academy	W 96-51
					12/17	vs Scott Prep	W 50-48
					12/28	@	
					12/28	vs Red Rock	W 89-38
					12/29	@ St Michael	W 59-47
					12/29	vs Scott Prep	W 56-31
					12/30	vs Window Rk	L 58-68
					1/04	@ N. PhxPrep	W 61-36
					1/17	@ Scott Chr.	L 41-54
					1/20	@ Yuma Cath.	L 36-61
					1/25	vs Hzon Honor	W 78-60
					2/01	@ NFL Yet	W 94-63
					2/04	@ Phoenix CD	L 71-75
					2/07	vs Scott Chr.	L 38-44
					2/09	vs NFL Yet	W 78-50
					2/10	@ Veritas	W 72-50
					2/16	vs Pinon	W 70-32
					2/18	@ Phoenix CD	



The AIA requests that you model good sportsmanship by refraining from derogatory cheers, chants, or behavior toward students, coaches, officials, or other spectators. Speak out if you see inappropriate behavior by immediately notifying event management staff. Together, we can provide a safe and respectful environment for all.



Phoenix Country Day

Eagles

AZPREPS365

Photo not Provided

Alignment 2A Metro

Region 3-2

Standings #3

Conference 11-3

Rank #8

Overall 13-4

No.	Name	Pos.	Yr.	Ht.	Date	Opponent	Result
1	SAMEER KHAN	G	Fr	5'7"	11/23	vs Vall Luth.	W 80-24
2	KIAHN TEHRANCHI	G	Sr	5'11"	12/03	vs Salome	W 48-22
3	BLAKE SOSNOWITZ	G	Fr	5'4"	12/03	vs	
4	BRADY WEISS	G	So	5'10"	12/03	vs Des. Chris	W 42-29
5	MATTHEW SANTOS	G	Sr	5'7"	12/03	vs Vall Luth.	W 49-4
10	DEVEN CHHABRA	G	Fr	5'10"	12/03	vs T'pah Vall	W 42-38
11	GRANT BROWN	G	Jr	6'1"	12/04	vs Mohave Acc	W 53-42
14	SAMMY BRODSKY	G	So	6'0"	12/04	vs Parker	W 80-33
15	SAM TEPPER	G	Sr	6'2"	12/09	@ Hzon Honor	W 52-41
21	OWEN EKSTEIN	G	So	6'2"	12/20	vs Scott Prep	W 71-53
22	TANTI FELLI	G	Sr	6'7"	12/28	@	
23	LAQUAY JERKINS	PF	So	6'3"	12/28	@ Heritage	W 70-28
					12/29	vs Cicero Prep	W 88-53
					12/29	vs NW Christ	W 45-42
					12/30	@ AZ Luth.	W 65-64
					1/04	@ Camp Verde	L 57-85
					1/06	vs Cicero Prep	W 72-38
					1/13	@ St. John Paul II Catholic	W 82-34
					1/18	vs T'pah Vall	W 66-33
					1/20	vs Gdale Prep	W 55-30
					1/21	vs St. Johns	W 55-26
					1/27	vs AZ Luth.	L 41-62
					1/28	@ NFL Yet	L 69-75
					2/01	vs Veritas	W 74-33
					2/02	vs Chand Prep	W 49-45
					2/04	vs Phx Christ	W 75-71
					2/07	@ N. Pt Prep	W 68-28
					2/09	vs BASIS Phoenix	W 84-31
					2/11	@ Scott Chr.	L 65-72



The AIA requests that you model good sportsmanship by refraining from derogatory cheers, chants, or behavior toward students, coaches, officials, or other spectators. Speak out if you see inappropriate behavior by immediately notifying event management staff. Together, we can provide a safe and respectful environment for all.



Glendale Prep

Griffins



Photo not Provided

Alignment 2A Central

Region 10-1

Standings #1

Conference 11-5

Rank #15

Overall 12-6

No.	Name	Pos.	Yr.	Ht.	Date	Opponent	Result
3	Jacob Rickey	G	Jr	5'5"	11/24	@	
10	Samuel Terpstra	F	Sr	6'1"	11/27	vs Sequoia Charter	
11	Elijah Gibbons		Fr		12/01	vs Camp Verde	L 46-62
13	Joe Curran	G	Sr		12/06	@ Phx Christ	L 48-61
14	Jonah Smith	F	Jr	5'9"	12/10	vs Desert Heights Prep Academy	W 46-20
14	Maddox Smith		Fr		12/15	vs Rancho	L 26-54
15	Hunter Garry		So		12/16	vs T'pah Vall	W 39-21
15	Jacob Som	G	So		1/08	@ North Prep	W 49-34
20	Jacob Krause	G	So		1/11	@ Vall Luth.	W 49-34
21	Logan Middendorf	PF, C	Fr		1/14	vs Red Rock	W 50-34
21	Nich Nally	G	Jr		1/17	vs Scott Prep	W 45-36
24	Ethan Wilson	G	So		1/20	@ Phoenix CD	L 30-55
25	Elijah Kelley	C	Fr		1/21	@ N. Pt Prep	W 57-18
30	George Klein	G	So		1/25	@ Veritas	W 49-39
30	George Klein	SG, PG	So		1/27	vs N. Pt Prep	W 61-25
32	Cole Christensen	F	Sr		1/29	vs North Prep	W 58-37
42	Stephen Keith	F	Sr		2/01	@ Red Rock	W 47-43
50	Chase Fredrickson	F	So		2/04	vs Vall Luth.	W 81-22
	Bryson Lee	SG, SF	Jr		2/09	@ AZ Luth.	L 45-55
	Nickolas Cummings			5'11"	2/11	@ Scott Prep	L 35-41
					2/16	vs Benson	W 55-43
					2/18	@ Rancho	



The AIA requests that you model good sportsmanship by refraining from derogatory cheers, chants, or behavior toward students, coaches, officials, or other spectators. Speak out if you see inappropriate behavior by immediately notifying event management staff. Together, we can provide a safe and respectful environment for all.



Rancho Solano Prep

Mustangs



Photo not Provided

Alignment 2A Valley

Region 9-0

Standings #1

Conference 11-1

Rank #5

Overall 14-3

No.	Name	Pos.	Yr.	Ht.	Date	Opponent	Result
1	Kason Payne	PG, SG	Sr	6'0"	11/29 @	Cicero Prep	W 85-43
2	Andrew Willis	SG	Fr	5'11"	11/30 vs	North Valley Christian Acad	W 74-26
3	Michael Vinson	SF, PF	Jr	5'11"	12/03 @	Trivium	W 68-57
4	Michael Dienes	PF, SF	Sr	6'7"	12/09 @	Sequoia Charter	W 81-38
5	Aidan Mushahwar	SG, SF	So	6'1"	12/13 vs	ALA - Gilbert N.	W 68-40
10	Rayan Hachem	PG, SG	Sr	6'0"	12/15 @	Gdale Prep	W 54-26
11	Anthony Willis	SG	Sr	6'2"	12/16 @	Hzon Honor	W 71-40
12	Matthew Quinlan	PG	Fr	5'9"	12/20 @		
21	Sagith Vargas	PG	So	5'11"	12/20 @	Smoky Hill (CO)	W 78-74
22	Kalvin Saade	PG, SG	Sr	5'11"	12/21 vs	Corona Sol	W 58-46
23	Noe Vargas	SG	Sr	6'2"	12/22 vs	Perry	L 33-63
30	Royce Ramos	SF, PF	Jr	6'6"	12/23 @	Chaparral	W 66-50
35	Pearce Ramos	SF, PF	Fr		1/06 @	ST Charter	W 63-40
	Sean Hatherly	SF	Jr		1/11 vs	Sequoia Pathway	W 66-31
					1/14 @	Ranney (Tinton Falls, NJ) School	L 50-55
					1/15 @	Monsignor Scanlan (Bronx, NY)	L 56-64
					1/19 @	Chand Prep	W 52-42
					1/25 vs	Scott Chr.	L 33-34
					1/28 vs	Arete Prep	W 74-40
					2/01 @	Sequoia Pathway	W 76-28
					2/02 vs	Hzon Honor	W 74-26
					2/04 vs	Chand Prep	W 60-38
					2/07 @		
					2/07 vs	Arete Prep	W 68-24
					2/10 vs	Sequoia Charter	W 67-48
					2/11 vs	ST Charter	W 64-37



The AIA requests that you model good sportsmanship by refraining from derogatory cheers, chants, or behavior toward students, coaches, officials, or other spectators. Speak out if you see inappropriate behavior by immediately notifying event management staff. Together, we can provide a safe and respectful environment for all.



NFL Yet HS and JH Eagles



Photo not Provided

Alignment 2A Metro

Region 3-2

Standings #2

Conference 8-6

Rank #17

Overall 9-7

No.	Name	Pos.	Yr.	Ht.	Date	Opponent	Result
1	Zeph Cox	SG	Sr	5'10"	12/01 vs	Sequoia Charter	W 74-71
2	Jose Perez	G	Sr	5'11"	12/02 vs	Madison Highland Prep	W 79-67
3	Julius Ramirez	G	So	5'7"	12/07 @	Chand Prep	L 78-88
4	Abel Ruiz	G	So	5'8"	12/15 @	Madison Highland Prep	L 68-73
10	Clifton Cannady	G	So	6'0"	12/17 @		
11	Jayden Fox	PG	Fr	5'7"	12/17 @	Mountainside	W 73-41
13	Kris Floyd	G	Sr	6'0"	12/17 vs	San Pasq.	
15	Jose Larrios	G	Sr	5'6"	12/17 vs	Payson	
20	William Cooks	G, PG	Jr	6'10"	12/27 @		
24	Nafis Jacobs	F	Sr	6'0"	12/27 vs	Pueblo	L 36-73
30	Dominic Najar	G	Jr	6'1"	12/28 vs	Florence	L 43-52
32	Florencio Ramirez	C	Jr	6'5"	12/28 @	AJ	W 68-45
					1/05 vs	Gil Class	L 55-61
					1/14 @	N. Pt Prep	W 68-41
					1/21 @	Gregory	W 75-72
					1/28 vs	Phoenix CD	W 75-69
					1/31 vs	North Valley Christian Acad	L 56-82
					2/01 vs	Phx Christ	L 63-94
					2/02 vs	Sequoia Pathway	W 70-51
					2/03 @	Scott Chr.	L 43-70
					2/07 vs	Desert Heights Prep Academy	W 85-66
					2/08 vs	Veritas	W 66-64
					2/09 @	Phx Christ	L 50-78
					2/10 @	BASIS Phoenix	W 74-51
					2/16 @	Willcox	W 66-43
					2/18 @	AZ Luth.	



The AIA requests that you model good sportsmanship by refraining from derogatory cheers, chants, or behavior toward students, coaches, officials, or other spectators. Speak out if you see inappropriate behavior by immediately notifying event management staff. Together, we can provide a safe and respectful environment for all.



Arizona Lutheran

Coyotes

AZPREPS365



Alignment 2A West

Region 9-1

Standings #1

Conference 16-1

Rank #4

Overall 17-1

No.	Name	Pos.	Yr.	Ht.
2	Luis Guerrero	PG	So	5'8"
3	Max Yates		Sr	
4	Anthony Steele Garcia	SF	Sr	6'0"
5	Stephan Iron shell		Fr	
10	Nathan Matienzo		Sr	
12	Rylan Bass			
13	Reed Bode	PG	Jr	6'0"
14	Tanner Plitzuweit	PG, SG	Sr	6'4"
21	Jackson Indahl	SG	Sr	6'1"
22	Dayton Draper	PG, SG	Sr	6'2"
23	Jorge Lomeli			5'10"
25	Noah Draper	SG	So	6'3"
31	Ethan Kayenda		Fr	6'0"
32	Thomas Peltzer		Jr	6'3"
40	Jerry Vaughn		Jr	5'9"
41	Noah Urbietta		So	

Date	Opponent	Result
11/30 @	Vall Luth.	W 86-17
12/02 vs	Gil Class	W 64-47
12/07 @	T'pah Vall	W 64-48
12/09 @		
12/09 @	North Prep	W 83-37
12/09 @	Flagstaff	W 53-42
12/10 vs	Pima	L 37-53
12/11 vs	ST Charter	W 65-50
12/14 vs	Hzon Honor	W 73-51
12/28 vs		
12/28 vs	Ambassador Christian (CA)	W 96-26
12/29 vs	Des. Chris	W 48-22
12/29 vs	Hzon Honor	W 75-48
12/30 vs	Phoenix CD	L 64-65
1/06 vs	Scott Prep	W 41-37
1/08 vs	Chand Prep	W 60-45
1/11 vs	Trivium	L 38-47
1/14 @	St. John Paul II Catholic	W 66-20
1/17 vs	River Vall	W 78-21
1/21 vs	King Acad.	W 83-50
1/25 vs	Heritage	W 74-20
1/27 @	Phoenix CD	W 62-41
1/28 @	Trivium	W 58-40
2/01 vs	St. John Paul II Catholic	W 85-16
2/04 @	River Vall	W 77-34
2/05 @	King Acad.	W 94-65
2/09 vs	Gdale Prep	W 55-45
2/11 @	Heritage	W 73-23



The AIA requests that you model good sportsmanship by refraining from derogatory cheers, chants, or behavior toward students, coaches, officials, or other spectators. Speak out if you see inappropriate behavior by immediately notifying event management staff. Together, we can provide a safe and respectful environment for all.



Miami
Vandals

AZPREPS365

Photo not Provided

Alignment 2A South

Region 10-0

Standings #1

Conference 11-2

Rank #19

Overall 12-6

No.	Name	Pos.	Yr.	Ht.
0	Gabe Escobedo	PG	Sr	6'1"
2	Brayden Kauers	PG	Sr	5'10"
10	Jaycob Goss	F	Jr	5'10"
11	Jaiden Perez	G	Sr	
12	Jacob Armenta	PG	Jr	5'10"
13	Curtis Shriner		Sr	0'11"
13	Daniel Shrinner	SG	Sr	6'0"
20	Nick Moore	PG	Jr	5'10"
23	Eric Troglia	F	Jr	6'0"
24	Tyree Koyayesva	G	Sr	5'8"
32	Matthew Riddle	C	Sr	6'4"
35	Andre Hayes	F	Jr	5'11"
40	Emilio Nosie	C	Sr	6'2"
42	Casimir Terrance	C	Sr	6'0"
44	Aiden Guthrey	SF	Jr	5'11"

Date	Opponent	Result
11/26	@	
11/26	@ Ben Frank	L 60-78
11/26	vs Marana	L 50-79
11/27	vs ALA - Gilbert N.	L 39-65
11/27	@ Holbrook	L 37-66
11/30	@ San Tan	L 73-85
12/02	@ Chand Prep	W 64-62
12/07	vs Dishchi'ibikoh	W 66-35
12/13	@ Globe	L 46-59
12/17	vs Santa Cruz	W 70-20
12/28	@	
12/28	vs Veritas	L 50-52
12/28	vs Coolidge	L 30-74
12/29	vs Lead Edge	L 35-65
12/30	@ Red Rock	L 35-43
12/30	vs Ray	L 46-62
1/04	@ San Carlos	W 58-54
1/05	@ Willcox	L 57-66
1/06	@ St. August	W 69-43
1/10	vs Globe	L 55-69
1/11	@ San Miguel	W 54-26
1/25	vs St. August	W 57-21
1/26	@ Arete Prep	L 49-77
1/28	vs San Miguel	W 69-36
2/02	@ Santa Rita	W 71-48
2/07	vs Santa Rita	W 71-42
2/09	@ Santa Cruz	W 77-45
2/11	vs San Carlos	W 58-52
2/16	@ Valley	W 69-42
2/18	@ Pima	



The AIA requests that you model good sportsmanship by refraining from derogatory cheers, chants, or behavior toward students, coaches, officials, or other spectators. Speak out if you see inappropriate behavior by immediately notifying event management staff. Together, we can provide a safe and respectful environment for all.



Pima
Roughriders

AZPREPS365

Photo not Provided

Alignment 2A East

Region 10-0

Standings #1

Conference 13-1

Rank #3

Overall 16-2

No.	Name	Pos.	Yr.	Ht.	Date	Opponent	Result
1	Coy Miller	G	Jr	6'0"	11/30	vs Ft Thomas	W 83-20
2	Grant Ashby	G, F	Jr	6'5"	12/02	@ San Carlos	W 69-37
3	Austen Ashby	G	Sr	5'10"	12/07	vs ST Charter	W 65-44
4	Dallin Kartchner	F	Sr	6'1"	12/09	@	
5	Riley Alder	G	So	5'9"	12/09	vs Prd. Honor	L 37-47
10	Leland Thompson	G	Jr	6'1"	12/10	@ Mingus Un	W 59-34
11	Pierce Ashby	F	Jr	6'6"	12/10	@ AZ Luth.	W 53-37
12	Sam Ray	F	So	6'1"	12/11	@ Coconino	L 34-50
13	Wyatt Wiltbank	G	Jr	5'11"	12/11	vs Snowflake	W 55-52
15	Nathan Skiba	C	Jr	6'5"	12/14	vs St. David	W 63-31
32	Seth Russell	C	Jr	6'6"	12/16	vs Safford	W 81-28
33	Garrett Curtis	F	Jr	6'3"	12/20	@	
					12/20	vs Willcox	W 72-26
					12/21	vs Morenci	W 64-28
					12/22	@ Thatcher	L 38-45
					1/04	vs Thatcher	L 42-50
					1/06	@ Trivium	L 44-49
					1/11	vs Benson	W 72-43
					1/14	vs Morenci	W 73-44
					1/19	vs Willcox	W 75-32
					1/21	@ Tombstone	W 94-34
					1/25	vs Bisbee	W 67-34
					1/27	@ Morenci	W 55-39
					2/01	@ Bisbee	W 79-56
					2/04	@ Willcox	W 68-29
					2/05	vs Scott Chr.	W 53-42
					2/07	vs Tombstone	W 80-13
					2/10	@ Benson	W 59-24



The AIA requests that you model good sportsmanship by refraining from derogatory cheers, chants, or behavior toward students, coaches, officials, or other spectators. Speak out if you see inappropriate behavior by immediately notifying event management staff. Together, we can provide a safe and respectful environment for all.



Sequoia Charter Stallions

AZPREPS365



Alignment 2A Valley

Region 6-3

Standings #3

Conference 9-6

Rank #13

Overall 9-8

No.	Name	Pos.	Yr.	Ht.
0	Jordan Smokey	G	Jr	5'7"
2	Diante Anderson	G	Jr	5'9"
4	Christian Holmes	G	Fr	
5	Mark Martinez	G	Jr	5'9"
10	Miguel Gonzales	G	Fr	5'6"
11	Kameron Parks	G	Sr	6'1"
12	Fabian Lozan	G	Fr	5'8"
13	Robert Price	F	So	6'2"
14	Nathan McGruder	G	Sr	5'10"
20	Leon Anderson	G	Fr	
21	Garrett Walker	F	Jr	6'2"
22	Sha'Sean Begay	G	Fr	6'0"

Date	Opponent	Result
11/23 @	Highland Prep	L 69-95
11/24 @		
11/26 @	Lincoln Pr	L 46-65
11/27 @	Gdale Prep	
12/01 @	NFL Yet	L 71-74
12/02 @	Veritas	W 47-40
12/06 vs	Cicero Prep	L 54-74
12/07 @	Desert Heights Prep Academy	W 69-47
12/09 vs	Rancho	L 38-81
12/14 @	Sequoia Pathway	W 79-35
12/15 @	Lead Edge	L 60-62
1/04 @	ST Charter	L 53-93
1/10 vs	Gil Class	W 68-60
1/11 vs	Arete Prep	W 45-37
1/25 vs	ST Charter	L 63-78
1/29 vs	Chand Prep	W 83-73
2/01 @	Arete Prep	W 83-82
2/03 vs	Highland Prep	L 80-89
2/04 @	Gil Class	W 52-44
2/05 vs	Hzon Honor	W 87-43
2/07 @		
2/07 vs	Hzon Honor	W 73-50
2/10 @	Rancho	L 48-67
2/16 vs	Round Vall	W 72-36
2/18 @	Trivium	



The AIA requests that you model good sportsmanship by refraining from derogatory cheers, chants, or behavior toward students, coaches, officials, or other spectators. Speak out if you see inappropriate behavior by immediately notifying event management staff. Together, we can provide a safe and respectful environment for all.



Trivium Prep

Crimson Knights



Photo not Provided

Alignment 2A West

Region 9-1

Standings #2

Conference 13-4

Rank #6

Overall 14-4

No.	Name	Pos.	Yr.	Ht.	Date	Opponent	Result
1	Hee-sung An		So	6'3"	11/24	@	
2	Jasper Zamora	PG, SG	Sr	5'8"	11/24	@ Flagstaff	W 57-56
4	Aj Williams		Sr	6'0"	11/26	vs Maricopa	L 50-52
10	Dominic Simmons		So	5'10"	11/27	@ Sabino	W 75-68
11	Kaden Bruggeman		Jr	5'9"	11/27	@ Prescott	L 56-58
12	Zephaniah Powell		Jr	5'10"	11/30	@ Highland Prep	L 60-72
14	Joel Reis	SG	Jr	5'11"	12/03	vs Rancho	L 57-68
21	Adison Martin		Sr	5'9"	12/11	@ Veritas	W 63-47
22	Sam Roberts		Jr	6'5"	12/14	@ ST Charter	W 70-49
24	Keston Zimmerman		So	5'9"	12/28	@	
30	Andre Washington		So	6'3"	12/28	vs Westview	L 44-52
33	Spencer Smith		Jr	6'0"	12/29	vs PV	W 56-50
34	Ryan Wirth			6'3"	12/29	@ Hayden	L 45-46
					12/30	@ Tolleson	L 54-57
					1/06	vs Pima	W 49-44
					1/10	@ Odyssey	W 63-44
					1/11	@ AZ Luth.	W 47-38
					1/14	vs River Vall	W 68-38
					1/17	vs Heritage	W 73-27
					1/20	vs St. John Paul II Catholic	W 78-18
					1/21	vs Scott Chr.	L 22-45
					1/25	@ King Acad.	W 76-53
					1/28	vs AZ Luth.	L 40-58
					2/01	@ River Vall	W 45-32
					2/03	vs Madison Highland Prep	W 76-47
					2/04	@ Heritage	W 65-33
					2/07	@ St. John Paul II Catholic	W 82-21
					2/11	vs King Acad.	W 96-53



The AIA requests that you model good sportsmanship by refraining from derogatory cheers, chants, or behavior toward students, coaches, officials, or other spectators. Speak out if you see inappropriate behavior by immediately notifying event management staff. Together, we can provide a safe and respectful environment for all.



Gilbert Classical

Spartans



Photo not Provided

Alignment 2A Valley

Region 5-4

Standings #4

Conference 10-6

Rank #12

Overall 10-7

No.	Name	Pos.	Yr.	Date	Opponent	Result
1	Jared Kennedy		Sr	11/24 @		
2	Nicholas Yu		Jr	11/30 @	Globe	L 48-58
4	Akhil Nair		Sr	12/02 @	AZ Luth.	L 47-64
5	Jakarter Orbegozo		So	12/03 @	Phx Christ	L 49-75
10	Luke Klingler		Sr	12/10 vs	Santa Cruz	W 64-23
11	Braden Polley		Jr	12/14 vs	Benson	W 55-53
12	Liam Reagan		So	12/28 @		
13	Trevor Snyder		Sr	12/28 vs	Cicero Prep	L 42-48
14	Connor Johns		Sr	12/29 @	Heritage	W 57-45
22	Justice Turley		Sr	12/29 vs	Arete Prep	L 34-51
23	Sahil Subzwari		Sr	12/30 @	Odyssey	L 22-42
34	Nabhan Hossain		Jr	1/04 vs	Arete Prep	W 73-62
45	Nicolas Ballesteros	F	Jr	1/05 @	NFL Yet	W 61-55
				1/06 vs	Sequoia Pathway	W 55-44
				1/10 @	Sequoia Charter	L 60-68
				1/11 @	ST Charter	L 25-71
				1/14 @	Chand Prep	W 30-24
				1/24 vs	Scott Prep	W 52-31
				1/25 @	Arete Prep	W 49-33
				1/27 @	Hzon Honor	W 46-38
				1/28 @	Heritage	W 55-31
				2/01 vs	ST Charter	L 44-62
				2/04 vs	Sequoia Charter	L 44-52
				2/07 @		
				2/07 @	Chand Prep	L 37-54
				2/16 vs	Chand Prep	W 49-46
				2/18 @	ST Charter	



The AIA requests that you model good sportsmanship by refraining from derogatory cheers, chants, or behavior toward students, coaches, officials, or other spectators. Speak out if you see inappropriate behavior by immediately notifying event management staff. Together, we can provide a safe and respectful environment for all.



San Tan Charter

Roadrunners



Photo not Provided

Alignment 2A Valley

Region 8-1

Standings #2

Conference 10-4

Rank #7

Overall 12-6

No.	Name	Pos.	Yr.	Ht.
2	Deandre Julian	G	Sr	5'10"
3	Kylen Bonner	G	Fr	5'9"
5	Jaleel Moore	PG, G	So	5'7"
10	Kenny Sippel	G	Jr	5'7"
12	Erick Booker Jr	G	Jr	6'0"
13	Jair Benjamin	F	Fr	6'3"
14	Beau Burns	G, F	So	5'11"
15	Kaleb Richards		Sr	5'10"
20	Marquess Dupris	G	Sr	5'10"
34	Lewis Tauscher	F	Sr	6'0"
54	Thomas Coffman		Jr	5'8"
55	Logan Johnstad	C, F	So	6'4"

Date	Opponent	Result
11/23 @	Phx Christ	W 54-51
12/03 vs	Gregory	W 79-39
12/07 @	Pima	L 44-65
12/09 @		
12/09 @	L Williams	W 56-36
12/10 @	Snowflake	L 51-73
12/10 @	Coconino	L 31-66
12/11 @	AZ Luth.	L 50-65
12/14 vs	Trivium	L 49-70
12/27 vs	Oregon City (OR)	L 56-58
12/27 @		
12/29 @		W 50-42
1/03 @	ALA - Gilbert N.	L 52-62
1/04 vs	Sequoia Charter	W 93-53
1/06 vs	Rancho	L 40-63
1/11 vs	Gil Class	W 71-25
1/13 vs	Scott Chr.	L 47-59
1/14 @	Hzon Honor	W 64-39
1/17 @	Arete Prep	W 66-55
1/24 @	Ben Frank	W 67-59
1/25 @	Sequoia Charter	W 78-63
1/27 @	Chand Prep	W 66-56
1/29 vs	St. August	W 74-31
2/01 @	Gil Class	W 62-44
2/03 vs	Yuma Cath.	L 51-61
2/04 vs	Arete Prep	W 64-54
2/07 @		
2/07 vs	Sequoia Pathway	W 83-44
2/10 vs	Chand Prep	W 51-31
2/11 @	Rancho	L 37-64



The AIA requests that you model good sportsmanship by refraining from derogatory cheers, chants, or behavior toward students, coaches, officials, or other spectators. Speak out if you see inappropriate behavior by immediately notifying event management staff. Together, we can provide a safe and respectful environment for all.



Scottsdale Prep

Spartans



Photo not Provided

Alignment 2A Central

Region 10-2

Standings #2

Conference 11-7

Rank #23

Overall 11-7

No.	Name	Pos.	Yr.	Ht.
0	Luke Morgan	G	So	5'9"
1	Brendan MacLean	G	Fr	5'10"
2	Sam Spivey	G	Sr	6'0"
3	Grant Tooker	F	Sr	6'3"
4	Jackson Bird	F	Jr	6'2"
5	Owen Chipman		Jr	
10	Ellis Koagedal	F	Sr	6'3"
11	Omar Amireh	G	Sr	6'0"
12	Carsen Hoogendoorn	F	Sr	6'3"
12	Carsen Hoogendorn		Sr	
14	Tyler Johnson	G	Jr	6'0"
21	Connor Swenson	G	Jr	6'0"
33	Ruben Ruyle	F	Jr	6'1"

Date	Opponent	Result
11/23 @	Hzon Honor	L 56-60
11/30 vs	Veritas	W 50-35
12/03 @		
12/03 @	Parker	L 27-31
12/03 vs	Mohave Acc	L 40-44
12/03 @	St. August	W 32-23
12/03 vs	Bourgade	L 33-48
12/04 vs	Salome	W 48-33
12/04 vs	T'pah Vall	W 50-30
12/10 @	Vall Luth.	W 66-34
12/17 @	Phx Christ	L 48-50
12/20 @	Phoenix CD	L 53-71
12/28 @		
12/28 @	Lead Edge	W 46-43
12/29 @	Veritas	W 54-42
12/29 @	Phx Christ	L 31-56
12/30 vs	Gregory	W 44-30
1/04 vs	Red Rock	W 47-34
1/06 @	AZ Luth.	L 37-41
1/17 @	Gdale Prep	L 36-45
1/19 vs	N. Pt Prep	W 63-30
1/21 @	North Prep	L 35-47
1/24 @	Gil Class	L 31-52
1/25 vs	Vall Luth.	W 48-28
1/28 @	Red Rock	W 46-44
2/01 @	Desert Heights Prep Academy	W 64-42
2/04 @	N. Pt Prep	W 70-52
2/07 vs	North Prep	W 50-38
2/09 vs	Desert Heights Prep Academy	W 75-64
2/11 vs	Gdale Prep	W 41-35
2/16 @	Morenci	W 57-54
2/18 @	Scott Chr.	



The AIA requests that you model good sportsmanship by refraining from derogatory cheers, chants, or behavior toward students, coaches, officials, or other spectators. Speak out if you see inappropriate behavior by immediately notifying event management staff. Together, we can provide a safe and respectful environment for all.



Scottsdale Christian

Eagles



Photo not Provided

Alignment 2A Metro

Region 5-0

Standings #1

Conference 12-1

Rank #2

Overall 15-2

No.	Name	Pos.	Yr.	Ht.
3	Jack Montgomery	SF	Sr	6'0"
20	Tyler Kelso	SG	Jr	
21	Garrison Sherman	SG, SF	Sr	6'6"
22	Nolan Dickerson	SG, PG	So	
24	Michael Fan	PG	Jr	
25	Hunter Wales	SF, SG	So	6'6"
30	Josiah Hearn	SG	Sr	6'1"
31	Braden Wales	C, PF	Sr	6'8"
32	Naaman Ortega	SG, SF	Sr	
33	Adam Mosher	PG, SG	Jr	6'2"
34	Matthew Buresh	SF, SG	Sr	
35	Grant Montgomery	SF	So	6'0"

Date	Opponent	Result
11/26	@	
11/26	@ ALA - Gilbert N.	W 58-30
11/26	vs Seton	W 72-44
11/27	@ Marana	W 65-47
11/27	vs Ben Frank	W 55-38
12/07	@ NW Christ	W 54-38
12/09	vs Gil Christ	W 59-38
12/13	@ BASIS Phoenix	W 65-24
12/16	vs Central	W 41-38
12/16	@	
12/17	@ Deer Vall	
12/18	@ O'Connor	L 52-65
1/03	vs Desert Heights Prep Academy	W 65-30
1/06	vs Vall Chr.	L 46-50
1/08	vs Benson	W 54-38
1/13	@ ST Charter	W 59-47
1/15	@ Red Rock	W 55-33
1/17	vs Phx Christ	W 54-41
1/21	@ Trivium	W 45-22
1/25	@ Rancho	W 34-33
1/28	vs Veritas	W 51-23
1/31	@ Odyssey	W 62-33
2/03	vs NFL Yet	W 70-43
2/05	@ Pima	L 42-53
2/07	@ Phx Christ	W 44-38
2/11	vs Phoenix CD	W 72-65



The AIA requests that you model good sportsmanship by refraining from derogatory cheers, chants, or behavior toward students, coaches, officials, or other spectators. Speak out if you see inappropriate behavior by immediately notifying event management staff. Together, we can provide a safe and respectful environment for all.

Proud partner of the Arizona Interscholastic Association



NOVA® HOME LOANS

Ready to buy or refi?

Visit NOVAHomeLoans.com today
or call 800.955.9125

ONCE THING IS CERTAIN, SOMEONE WILL WIN THEIR FIRST RING

By Jose Garcia
AZPreps365.com

Mohave Accelerated Learning Center is 64 minutes away from making history.

No team in Mohave Accelerated High School's 21-year history has won a team title. It came close last year when the second-seeded Mohave Accelerated boys reached the 1A basketball final before faltering to No. 1 North Valley Christian 65-48.

Still, it became the first Mohave Accelerated team to reach a final. But the Patriots want more and played like it during the 2021-22 regular season.

"In rural Arizona, our area sports teams play for the entire River Valley rather than a singular school when there is an opportunity to win it all," said Mohave Accelerated coach Scott Neal of his team. "Our kids are representing much more than themselves or MALC alone. The attention a state title would bring our area serves notice to any colleges looking for next level talent that it can also be found outside of the urban centers within Arizona."

The mission isn't over by any means for Neal and his Mohave Accelerated boys.

The team from Bullhead City in northwest Arizona defeated Desert Christian in the first round during a closer than expected game. Mohave Accelerated beat Desert Christian handily in the regular season, but held on for a 55-47 first round victory.

With the playoff cobwebs now gone, up next for Mohave Accelerated is No. 4 seed Mogollon on Feb. 18 in a semifinal game at the Findlay Toyota Center. It'll be their first meeting this season.

Mogollon is also chasing its first basketball title. Mohave Accelerated (28-4), which fielded its first team in 2006, had never won 20 games until 2019.

What's helped turn things around recently is a group of players who have played on the same teams since they were youngsters.

"To say that we have single points of leadership on this team would be a disservice to its composition," Mohave Accelerated coach Scott Neal. "The core seven players have grown up together starting way back in Boys and Girls Club basketball to form a tight bond that is the bedrock of our playing style. However, three core players, Aden Honegger, Josh Neal and Lucas Leslie, have exhibited the leadership needed to break barriers for our program. Over the years we have taken on 2A-6A sized high school teams on the largest of stages in the state without fear because of the courage of these three kids. They are simply winners with a mindset that does not allow them or their teammates to accept anything less than excellence."

Honegger is averaging about five points less than last year, but his team is more balanced, scoring-wise, this year and has bettered the scoring pace of last year's team.

Josh, Neal's son, is athletic and a rebound machine. And Leslie is the team's lockdown defender.

"The magical part of these three kids is that on any given night they can switch roles based on the needs of the team," Neal said.

"Those attributes will make our team a very difficult out in the state tournament."

On paper, it looks like Mohave Accelerated will have its hands full against Mogollon (22-8), which ended defending champ North Valley Christian's season in the quarterfinals.



North Valley Christian won the 1A title last year for the first time. This season, a 1A semifinalist will do the same. (Jack Beasley photo/MaxPreps)

Mohave Accelerated and Mogollon were the 2A's scoring leaders. Sophomore Kyson Owens of Mogollon is averaging 21.8 points per game, and teammate Tyler Owens, a 6-4, 210-pound senior, was averaging a 2A best 14.3 boards per game.

"These guys (Kyson, Tyler) are cousins and have been playing with each other for a long time," Mogollon coach McKay Slade said. "Tyler possesses great leadership skills and really does a lot of the heavy lifting defensively with his communication and just his help defense awareness and also his rebounding. He has a motor when it comes to the glass and it really sets him apart from other players."

"He (Kyson) can shoot and dribble. He works hard and wants to win. Kyson is tough to stay in front of and I think his natural ability to score makes him a tough matchup."

Like Mohave Accelerated and Mogollon, Leading Edge Academy-Gilbert and Tempe Prep are also chasing their first ring in boys hoops. LEA-Gilbert and Tempe Prep will also meet for the first time this season when they play in the other Feb. 18 1A semifinal at the Findlay Toyota Center.

Tempe Prep (18-4) coach David Lane deserves 1A Coach of the Year consideration after his team finished undefeated in region and won 12 more games than it did last year so far. In fact, this is the first time Tempe Prep has had a winning season since its 2013-14 campaign.

LEA-Gilbert (17-7) is comprised and led mostly by sophomores, including Malachi Graham Marrow (leading scorer), the Francisco brothers Amoni and Richie and defensive stopper Chris Mendivil.

"Our biggest success has been persevering through tough games and learning to keep composure through those games," LEA-Gilbert coach Joe Leon said.

2022 Boys Basketball

1A Conference Play-In

Play In
February 8

G1: 2/8, 7pm Mohave Accelerated Learnin...

#16 The Gregory School	54
#1 Mohave Accelerated	68

G2: 2/8, 7pm Desert Christian HS

#9 Hayden	61
#8 Desert Christian	62

OT

G3: 2/8, 7pm Fredonia HS

#10 Joseph City	46
#7 El Capitan	51

G4: 2/8, 7pm Mogollon HS

#13 Basis Flagstaff	52
#4 Mogollon	63

Play In
February 8

G5: 2/8, 7pm St. David

47	St. Michael	#14
78	St. David	#3

G6: 2/8, 7pm North Valley Christian Acade...

42	Cicero Prep	#12
59	North Valley Christian Acad	#5

G7: 2/8, 7pm Leading Edge Academy - Gil...

53	Lincoln Prep	#11
64	Lead Edge	#6

G8: 2/8, 7pm Tempe Preparatory Academy

65	Dishchii'bikoh	#15
72	Tempe Prep	#2

The bottom team in the matchup is the home team.

Dates, times and locations subject to change.

2022 AIA Boys Basketball

1A State Championship

Quarterfinals
February 11

Semifinals
February 18

Final
February 19

G1: 2/11, 7pm Mohave Accelerated Learning Center

#8 Desert Christian
#1 Mohave Accelerated

G5: 2/18 Prescott Area

[Live webcast on
NFHS Network](#)

G2: 2/12, 7pm Mogollon HS

#5 North Valley Christian Acad
#4 Mogollon

G7: 2/19, 5:30pm Findlay Toyota Center

[Live webcast on
NFHS Network](#)

The bottom team in the matchup is the home team.
Dates, times and locations subject to change.

G3: 2/11, 7pm St. David

#6 Lead Edge
#3 St. David

G6: 2/18 Prescott Area

[Live webcast on
NFHS Network](#)

G4: 2/11, 7pm Tempe Prep Gymnasium

#7 El Capitan
#2 Tempe Prep



Desert Christian Eagles

AZPREPS365



Alignment 1A Tucson

Region 3-0

Standings #1

Conference 11-2

Rank #10

Overall 15-3

No.	Name	Pos.	Yr.	Ht.
3	Adam Vavala	PG	So	5'5"
4	Bennett Vondrak	SG	So	6'1"
10	Santos Duran	F	Sr	6'1"
14	Rielly Joyal	G	Sr	5'11"
20	Hayden Vondrak	SG	Sr	5'10"
21	Tavian Talmadge	SG, PG	Sr	6'1"
22	Logan Thigpen	F	Jr	5'9"
23	Conner O'Reilly	PF	Sr	6'3"
24	Tyrel Lasater	C	Sr	6'4"
32	Kayden Joyal	G	Sr	5'9"
35	Matthew Froehlich	G	Sr	5'9"
40	Trey Stuhldreher	PF	Jr	6'3"
44	Judah Harmon	PF	Sr	6'2"

Date		Opponent	Result
11/29	vs	St. August	W 67-29
11/30	@	San Simon	W 62-45
12/03	@		
12/03	@	T'pah Vall	W 32-31
12/03	@	Phoenix CD	L 29-42
12/03	@	Salome	L 18-22
12/03	vs	Vall Luth.	W 38-28
12/04	@	Parker	L 35-37
12/04	vs	Mohave Acc	L 41-54
12/10	@	San Manuel	W 54-51
12/13	vs	Lourdes	W 78-34
12/14	vs	Hayden	L 48-55
12/17	vs	Tombstone	W 53-40
12/28	@		
12/28	@	Wickenburg	W 51-43
12/29	@	AZ Luth.	L 22-48
12/29	vs	Tempe Prep	W 48-45
12/30	vs	T'pah Vall	L 47-50
1/04	vs	Santa Rita	W 71-45
1/05	vs	Imm. Heart	W 55-40
1/07	vs	Ft Thomas	W 59-39
1/14	vs	Gregory	W 39-31
1/17	@	San Miguel	W 55-24
1/18	vs	St. David	L 51-56
1/20	@	Patagonia	W 56-46
1/21	@	Arete Prep	L 40-48
1/24	@	Imm. Heart	W 68-55
1/28	vs	Babo	W 51-38
1/29	vs	Vall Union	W 61-20
2/01	@	Duncan	W 63-59
2/03	@		
2/04	vs	Dishchii'bikoh	W 65-55
2/05	@	St. David	L 27-60
2/08	vs	Hayden	W 62-61
2/11	@	Mohave Acc	L 47-55



The AIA requests that you model good sportsmanship by refraining from derogatory cheers, chants, or behavior toward students, coaches, officials, or other spectators. Speak out if you see inappropriate behavior by immediately notifying event management staff. Together, we can provide a safe and respectful environment for all.



Mohave Accelerated Patriots

AZPREPS365



Alignment 1A West

Region 9-0

Standings #1

Conference 12-0

Rank #1

Overall 18-0

No.	Name	Pos.	Yr.	Ht.	Date	Opponent	Result
1	Aden Honegger		Sr	5'9"	11/29 vs L Williams	W	67-46
2	Steven Lopez		Sr	6'1"	12/03 @		
3	Owen Davis		Sr	5'11"	12/03 @ St. August	W	51-17
10	Tyson Banks		Jr	6'5"	12/03 @ Scott Prep	W	44-40
11	Josh Neal		Sr	6'3"	12/03 vs Bourgade	W	42-38
12	Jaxon Honegger		So	5'10"	12/03 vs Parker	L	40-44
15	Carter Weiss		So	5'8"	12/04 @ Phoenix CD	L	42-53
20	Bryce Merrigan		Jr	6'4"	12/04 @ Des. Chris	W	54-41
21	Terrence Mendez	G	Fr	5'8"	12/06 @ Antelope	W	76-32
23	Elijah Serra	G	Fr	5'10"	12/08 vs Mohave	W	62-50
24	Ramon Lopez		Sr	6'1"	12/09 vs King Acad.	W	92-34
25	Dagon Blake	F	So	6'0"	12/14 @ Williams	W	62-56
33	Lucas Leslie		Jr	6'4"	12/16 vs River Vall	W	56-48
35	Austin Brusso		Jr	6'4"	12/18 vs El Capitan	W	74-58
					12/28 @		
					12/28 vs Combs	T	71-71
					12/29 @ N. Canyon	L	31-60
					12/29 vs MTV-Marana	W	56-53
					12/30 @ Ftn Hills	L	48-53
					12/30 vs Buckeye	L	38-84
					1/07 @ Salome	W	54-36
					1/08 vs Lead Edge	W	63-38
					1/12 @ Mountainside	W	85-26
					1/13 vs N. PhxPrep	W	61-50
					1/18 vs Bagdad	W	90-7
					1/24 @ San Pasq.	W	67-35
					1/26 @ Madison Highland Prep	W	72-47
					1/27 vs Madison Highland Prep	W	76-60
					1/28 vs Anth. Prep	W	66-23
					2/01 @ Phx DS	W	80-25
					2/02 vs North Valley Christian Acad	W	81-55
					2/04 @		
					2/04 vs Salome	W	58-30
					2/05 vs North Valley Christian Acad	W	62-51
					2/08 vs Gregory	W	68-54
					2/11 vs Des. Chris	W	55-47
					2/18 @		



The AIA requests that you model good sportsmanship by refraining from derogatory cheers, chants, or behavior toward students, coaches, officials, or other spectators. Speak out if you see inappropriate behavior by immediately notifying event management staff. Together, we can provide a safe and respectful environment for all.



North Valley Christian

Lions



Photo not Provided

Alignment 1A West

Region 8-1

Standings #2

Conference 13-1

Rank #5

Overall 14-4

No.	Name	Pos.	Yr.	Ht.	Date	Opponent	Result
10	Lucas Sav	G	Fr	5'8"	11/22 @	Bagdad	W 66-9
12	Jethro Maerina	G	So	5'8"	11/30 @	Rancho	L 26-74
14	Eli Savoury	F	Jr	6'2"	12/01 vs	Yuma Cath.	L 46-67
15	Riley Mergerner	F	Jr	6'0"	12/07 @	Gregory	W 67-65
20	Bobby Rodriguez	G	Fr	5'9"	12/10 vs	Babo	W 54-46
23	Cameron Rice	F	So	6'5"	12/14 vs	Anth. Prep	W 67-28
24	Josh Igdanes	F	So	6'0"	12/16 vs		
30	Austin Kraemer	G	So	6'2"	12/16 vs	O'Connor	L 60-83
32	Zac Ruelas	G	So	5'9"	12/17 vs	Gil Christ	L 28-58
33	Braiden Homer	G	So	5'9"	12/18 vs	Central	L 50-76
34	Nathan Marias	F	Jr	6'4"	12/27 vs	Des. Edge	L 28-95
42	Jackson Geary	F	Fr	6'2"	12/27 @		
					12/28 vs	Youngker	L 60-62
					12/30 @	Washington	L 51-58
					1/12 vs	Salome	W 57-39
					1/14 @	Babo	W 55-26
					1/15 vs	Joe City	W 61-50
					1/17 vs	San Pasq.	W 70-27
					1/18 @	Anth. Prep	W 63-31
					1/21 vs	Mountainside	W 86-14
					1/22 @	NW Christ	L 50-67
					1/24 vs	N. PhxPrep	W 55-27
					1/27 @	Antelope	W 85-59
					1/28 vs	Phx DS	W 63-15
					1/31 @	NFL Yet	W 82-56
					2/02 @	Mohave Acc	L 55-81
					2/04 @		
					2/04 vs	N. PhxPrep	W 57-41
					2/05 @	Mohave Acc	L 51-62
					2/08 vs	Cicero Prep	W 59-42
					2/12 @	Mogollon	



The AIA requests that you model good sportsmanship by refraining from derogatory cheers, chants, or behavior toward students, coaches, officials, or other spectators. Speak out if you see inappropriate behavior by immediately notifying event management staff. Together, we can provide a safe and respectful environment for all.



Mogollon Mustangs

AZPREPS365



Alignment 1A Central

Region 13-0

Standings #1

Conference 14-1

Rank #4

Overall 15-2

No.	Name	Pos.	Yr.	Ht.
1	Adrian Suarez		So	
2	Cort Porter		Fr	
3	Kyson Owens	PG	So	6'0"
5	Tyler Owens	C	Sr	6'4"
10	Bryson KELTON	SF, G	Fr	5'10"
11	Blayk Kelton	PG, SG	Jr	5'11"
21	Tysen Franco		Fr	
22	Brett Parry		Fr	
30	Braxton Owens	F, PF	Sr	6'3"
	Gabriel Talerico		So	
	Daniel Whipple		Fr	

Date	Opponent	Result
12/01	@ Dishchii'bikoh	W 74-46
12/02	@ Hayden	L 58-65
12/03	vs Antelope	W 70-58
12/03	vs	
12/03	vs Yuma Cath.	L 48-58
12/04	@ Tuba City	L 48-73
12/04	@ Antelope	W 69-46
12/08	vs Round Vall	W 62-55
12/09	@ Blue Ridge	L 25-48
12/09	@ St Michael	L 44-51
12/09	@	
12/10	@ Alchesay	W 69-63
12/10	@ Safford	W 64-42
12/11	vs Silver (NM)	L 48-56
12/11	@ Safford	W 56-41
12/11	@ Show Low	L 54-67
12/14	@ Joe City	W 65-39
12/16	vs Payson	L 56-74
1/07	@ Mayer	W 87-24
1/08	@ Basis Flag	W 74-49
1/11	vs Joe City	W 67-39
1/15	vs Seligman	W 98-41
1/19	vs Williams	W 76-48
1/21	@ Gr. Canyon	W 74-32
1/22	vs Mayer	W 72-55
1/24	vs Basis Flag	W 72-47
1/29	vs Ash Fork	W 69-36
1/29	vs Ash Fork	W 62-29
2/01	@ Seligman	W 84-34
2/02	@ Williams	W 58-56
2/08	vs Basis Flag	W 63-52
2/12	vs North Valley Christian Acad	



The AIA requests that you model good sportsmanship by refraining from derogatory cheers, chants, or behavior toward students, coaches, officials, or other spectators. Speak out if you see inappropriate behavior by immediately notifying event management staff. Together, we can provide a safe and respectful environment for all.



Leading Edge Academy - Gilbert *Spartans*



Alignment 1A East

Region 6-1

Standings #2

Conference 11-3

Rank #6

Overall 13-5

No.	Name	Pos.	Yr.
1	Richard Francisco		So
2	Armani Francisco		So
3	Malachi Graham-Morrow		So
4	Victor Munoz		Sr
5	Angel Sierra		So
11	Nathaniel Patrick		Jr
13	Isaiah Barnes		Jr
24	Isaiah Page		Sr
32	Christopher Diaz-Mendivil		So
33	Josiah Wondercheck		Sr
34	Tutankhamum Richards		Jr
35	Mateo Bynum		So

Date	Opponent	Result
11/30	vs San Carlos	L 41-59
12/03	vs Babo	W 62-30
12/06	@ Arete Prep	W 72-62
12/09	vs Blue Ridge	L 27-50
12/09	@ Holbrook	L 34-64
12/09	@	
12/10	vs Safford	L 59-70
12/10	vs Alchesay	L 47-54
12/15	vs Sequoia Charter	W 62-60
12/16	@ Superior	W 83-25
12/28	@	
12/28	vs Scott Prep	L 43-46
12/29	@ Miami	W 65-35
12/30	vs Babo	L 50-54
12/30	vs Williams	W 71-48
1/04	vs Lincoln Pr	W 60-42
1/07	vs Cicero Prep	W 54-39
1/08	@ Mohave Acc	L 38-63
1/11	@ Tempe Prep	L 44-67
1/14	@ San Manuel	W 81-21
1/18	@ Lincoln Pr	W 55-47
1/20	@ N. PhxPrep	W 49-46
1/24	vs Tempe Prep	L 51-71
1/25	vs Hayden	W 82-69
1/26	vs Odyssey	L 65-67
1/28	vs Superior	W 68-44
2/01	@ Cicero Prep	W 56-36
2/03	@ Ray	W 80-49
2/04	@	
2/04	vs Lincoln Pr	W 71-66
2/05	@ Tempe Prep	W 58-56
2/08	vs Lincoln Pr	W 64-53
2/11	@ St. David	W 68-63
2/18	@ Tempe Prep	



The AIA requests that you model good sportsmanship by refraining from derogatory cheers, chants, or behavior toward students, coaches, officials, or other spectators. Speak out if you see inappropriate behavior by immediately notifying event management staff. Together, we can provide a safe and respectful environment for all.



St. David
Tigers

AZPREPS365

Photo not Provided

Alignment 1A South

Region 6-0

Standings #1

Conference 12-0

Rank #3

Overall 16-2

No.	Name	Pos.	Yr.	Ht.	Date	Opponent	Result
1	Wyatt Judd	G	Jr	5'7"	11/29 @ Tombstone	W	67-60
2	Jacob Goodman	F	Sr	6'0"	11/30 vs Duncan	W	68-30
5	Paul Parker	F	Jr	6'2"	12/06 @ Morenci	L	54-55
11	Matteo Carrafa	G	Jr	5'11"	12/07 vs San Manuel	W	74-61
13	Koy Richardson	F	Jr	6'4"	12/10 @		
15	Kydin Richardson	G	Jr	6'2"	12/10 @ Empire	W	71-33
24	Austin Parker	G	So	5'10"	12/11 @ Sahuarita	W	49-43
30	Ryan Gooding	G	Jr	6'1"	12/11 @ Benson	W	62-52
35	Brayten Trejo	F	Jr	6'2"	12/14 @ Pima	L	31-63
					12/20 vs Duncan	W	48-43
					12/20 @		
					12/21 @ Thatcher	L	26-54
					12/22 @ Morenci	W	53-47
					1/04 @ San Simon	W	77-37
					1/06 @ Bisbee	W	77-42
					1/11 @ Ft Thomas	W	79-40
					1/13 @ Benson	W	59-56
					1/14 @ Dishchii'bikoh	W	69-39
					1/15 vs Babo	W	62-24
					1/18 @ Des. Chris	W	56-51
					1/21 @ Duncan	W	72-52
					1/24 @ Patagonia	W	70-52
					1/27 vs Benson	W	70-54
					1/28 vs Gregory	W	63-51
					1/31 vs Vall Union	W	92-15
					2/01 vs San Simon	W	81-10
					2/03 @		
					2/04 vs Duncan	W	58-35
					2/05 vs Des. Chris	W	60-27
					2/08 vs St Michael	W	78-47
					2/11 vs Lead Edge	L	63-68



The AIA requests that you model good sportsmanship by refraining from derogatory cheers, chants, or behavior toward students, coaches, officials, or other spectators. Speak out if you see inappropriate behavior by immediately notifying event management staff. Together, we can provide a safe and respectful environment for all.



El Capitan
Eagles

AZPREPS365

Photo not Provided

Alignment 1A North

Region 9-1

Standings #1

Conference 12-2

Rank #7

Overall 16-2

No.	Name	Pos.	Yr.
2	Isaiah Bradshaw	G	Sr
3	Titus Barlow	C	Sr
4	Bryant Hammon	G	Fr
5	Nathan Barlow	G	Jr
10	Ziohndon Black	G, F	Jr
11	Shez Barlow	G, F	Fr
12	Denim White	G, F	So
13	Ethan Hammon	G, F	So
22	Aydan Holm	G, F	Jr
24	Solomon Barlow	F	Jr
25	Luke Holm	G	Sr

Date	Opponent	Result
12/02	@	
12/02	vs Seligman	W 65-12
12/02	@ Ash Fork	W 84-19
12/03	vs Basis Flag	W 69-32
12/03	vs Needles (CA)	W 56-50
12/04	@ Williams	L 47-59
12/07	vs Williams	W 65-46
12/09	@	
12/09	@ Chinle	L 41-72
12/11	vs Pinon	W 63-36
12/11	@ Newcomb (NM)	W 69-37
12/13	vs Water Canyon (UT)	W 61-49
12/16	vs Beaver Dam (NV)	W 68-32
12/17	vs Gr. Canyon	W 82-42
12/18	@ Mohave Acc	L 58-74
1/06	vs Beaver Dam (NV)	W 63-24
1/07	vs St Michael	L 46-49
1/08	vs Red Mesa	W 69-38
1/11	@ Fredonia	W 54-31
1/12	@ Rock Point	W 88-35
1/18	vs Rock Point	W 73-22
1/22	@ St Michael	W 62-42
1/24	vs Fredonia	W 56-35
1/28	@ Gr. Canyon	W 73-38
1/31	vs Water Canyon (UT)	W 69-63
2/01	vs Shonto	W 1-0
2/01	vs Shonto	W 1-0
2/05	@ Red Mesa	W 56-43
2/08	vs Joe City	W 51-46
2/11	@ Tempe Prep	L 55-62



The AIA requests that you model good sportsmanship by refraining from derogatory cheers, chants, or behavior toward students, coaches, officials, or other spectators. Speak out if you see inappropriate behavior by immediately notifying event management staff. Together, we can provide a safe and respectful environment for all.



Tempe Prep
Knights

AZPREPS365

Photo not Provided

Alignment 1A East

Region 7-0

Standings #1

Conference 11-0

Rank #2

Overall 17-1

No.	Name	Pos.	Yr.	Ht.
11	Jackson Williams	F	Jr	6'1"
12	John Bergin	SG, SF	Jr	5'9"
13	Gabriel Huerta McWhirter	G, F	Sr	6'0"
14	Tyrone Jordan	PG, SG	Sr	5'4"
20	Cameron Hill	PG, SG	Sr	5'10"
21	Austin Sampson	G	Fr	5'10"
22	Ethan Greig		Fr	5'7"
24	Jonas Santini	G	Jr	5'9"
25	Christopher Milner	PF, SF	So	6'1"
30	James Philipps	SG	Sr	5'11"
32	Joseph Cady		So	6'2"
35	Gavin Rickard	C, PF	Sr	6'7"
41	Nolan Bailey	SF, PF	Jr	6'0"
42	Clark Campbell	SG, SF	Jr	6'6"

Date	Opponent	Result
11/24	@	
11/24	@ EFootHills	L 42-70
11/26	vs AZ Prep	L 56-64
11/26	vs Independ.	W 68-37
11/27	@ Bourgade	W 57-32
11/30	@ N. PhxPrep	W 71-39
12/01	vs Sequoia Pathway	W 60-41
12/03	@ Arete Prep	W 62-60
12/07	@ BASIS Phoenix	W 64-24
12/13	@ Lincoln Pr	W 37-35
12/16	@ Heritage	W 60-29
12/22	@ Superior	W 73-26
12/28	@	
12/28	vs Odyssey	W 62-56
12/29	@ Hzon Honor	L 45-52
12/29	@ Des. Chris	L 45-48
12/30	vs Cicero Prep	W 48-34
1/04	vs Cicero Prep	W 60-29
1/07	vs Hayden	W 66-50
1/10	@ Chand Prep	W 59-43
1/11	vs Lead Edge	W 67-44
1/14	vs Highland Prep	L 51-73
1/18	@ Cicero Prep	W 58-57
1/19	@ Vall Luth.	W 65-25
1/21	vs Ray	W 78-46
1/24	@ Lead Edge	W 71-51
1/28	vs San Manuel	W 88-28
2/01	vs Lincoln Pr	W 57-47
2/04	vs Cicero Prep	W 69-50
2/04	@	
2/05	vs Lead Edge	L 56-58
2/08	vs Dishchii'bikoh	W 72-65
2/11	vs El Capitan	W 62-55
2/18	vs Lead Edge	



The AIA requests that you model good sportsmanship by refraining from derogatory cheers, chants, or behavior toward students, coaches, officials, or other spectators. Speak out if you see inappropriate behavior by immediately notifying event management staff. Together, we can provide a safe and respectful environment for all.

ORDER CANE'S FOR GAME DAY!

ORDER ONLINE OR WITH OUR APP AND PICK UP AFTER THE GAME.



Find a location at [RaisingCanes.com](https://www.raisingcanes.com)



Download our App or order online
[ORDER.RAISINGCANES.COM](https://www.order.raisingcanes.com)





CLEAR HEAD

PLAY FASTER

PLAYMAKER

QUIET THE CHAOS

PLAY SMARTER

STEP INTO YOUR PRIME



THE GST PRIME

With extra grip and strategic stitching, the GST Prime lets QB's play at the speed of the modern game.

WILSONFOOTBALL.COM

facebook.com/wilsonfootball

@wilsonfootball

@wilsonfootball

@dayoneFB

"Jostens is your Storyteller of Champions"



We are honored to serve our local Arizona High Schools as they prepare their students during their four year journey and the ultimate goal of celebrating their high school graduation.

Capture ~ Celebrate ~ Inspire

Your championship ring is a symbol of a victory that's unique to you, your team and your school. It's the culmination of all the challenges you've turned into victories. Let Jostens bring your championship story to life with our large selection of championship rings in hundreds of styles and design options.

WE TAKE GREAT CARE IN PASSIONATELY HELPING PEOPLE:

- EXPRESS THEMSELVES
- CELEBRATE EXPERIENCES
- HONOR TRADITIONS
- RECOGNIZE ACHIEVEMENTS
- SHARE THEIR STORIES

WE ARE HONORED TO BE YOUR SCHOOL'S OFFICIAL:

- GRADUATION CAPS & GOWNS
- CLASS RINGS/ CHAMP RINGS
- DIPLOMAS
- ACADEMIC/ATHLETIC RECOGNITION
- LETTER JACKETS
- YEARBOOKS

"Jostens is the official Championship Ring Provider of the AIA"

YOUR LOCAL ARIZONA JOSTENS REPRESENTATIVES:

Matthew Hatten:

21023 N. Cave Creek Road | Phoenix, AZ | 85024

(o) 602.765.7227 | (f) 602.765.7447 | matt.hatten@jostens.com

Joe & Jan Grossi:

1130 E. Pennsylvania St. Suite-504 | Tucson, AZ | 85714

(o) 520.344.8777 | (f) 520.843.2003 | joe.grossi@jostens.com

www.jostens.com

Boys Basketball Championship Teams

6A

Year	Winning Team	Head Coach	Runner-up Team	Head Coach	Score
2021	Sunnyslope (21-1)	Ray Portela	Mountain Pointe (15-6)	Kaimarr Price	63-62
2020	Desert Vista (28-3)	Gino Crump	Mountain Pointe (16-12)	Kaimarr Price	75-55
2019	Pinnacle (24-2)	Charlie Wilde	Chaparral (18-7)	Dan Peterson	83-64
2018	Pinnacle (23-7)	Charlie Wilde	Mountain Pointe (26-4)	Duane Eason	76-60
2017	Basha (30-1)	Mike Grothaus	Corona del Sol (26-4)	Neil MacDonald	75-65

5A

Year	Winning Team	Head Coach	Runner-up Team	Head Coach	Score
2021	Catalina Foothills (19-1)	Doug D'Amore	Centennial (18-2)	Randy Levender	59-45
2020	Ironwood (28-2)	Jordan Augustine	Millennium (24-6)	Ty Amundsen	78-70
2019	Gilbert (29-1)	Jay Caserio	Millennium (20-6)	Ty Amundsen	38-37
2018	Sunnyslope (27-5)	Ray Portela	Deer Valley (26-3)	Jed Dunn	45-35
2017	Sunnyslope (26-4)	Ray Portela	Apollo (26-4)	Jacob Marin	58-57 (2OT)

4A

Year	Winning Team	Head Coach	Runner-up Team	Head Coach	Score
2021	Saint Mary's (20-1)	Damin Lopez	Paradise Honors (20-3)	Zach Hettel	50-47
2020	Salpointe Catholic (30-1)	Jim Reynolds	Peoria (26-4)	Patrick Battillo	54-48 (OT)
2019	Shadow Mountain (21-1)	Mike Bibby	Deer Valley (22-4)	Jed Dunn	64-38
2018	Shadow Mountain (25-1)	Mike Bibby	Salpointe Catholic (15-15)	Jim Reynolds	83-79
2017	Shadow Mountain (27-1)	Mike Bibby	Salpointe Catholic (21-10)	Brian Holstrom	81-48

3A

Year	Winning Team	Head Coach	Runner-up Team	Head Coach	Score
2021	Page (14-4)	Justin Smith	Snowflake (18-2)	Andy Wood	64-51
2020	American Leadership (QC) (25-7)	Ryan McCurdy	Sabino (27-4)	Martin Roth	54-42
2019	Valley Christian (27-5)	Greg Haagsma	Pusch Ridge (25-4)	Erik Michaud	57-44
2018	Winslow (27-6)	Scott Corum	Blue Ridge (31-4)	Darryl Suber	79-63
2017	Fountain Hills (23-6)	Matthew Keating	Winslow (25-10)	Scott Corum	55-48

2A

Year	Winning Team	Head Coach	Runner-up Team	Head Coach	Score
2021	Scottsdale Christian (18-1)	John Anderson	Rancho Solano Prep (19-2)	Aaron Trigg	48-47
2020	Rancho Solano Prep (20-14)	Aaron Trigg	Trivium Prep (30-3)	Ryan Nelson	46-35
2019	Scottsdale Christian (22-3)	Bob Fredericks	Alchesay (30-3)	Kyle Goklish	72-41
2018	Rancho Solano Prep (27-5)	Aaron Trigg	Alchesay (33-2)	Kyle Goklish	69-62
2017	Gilbert Christian (25-5)	Kurt Keener	Alchesay (34-3)	Kyle Goklish	66-51

1A

Year	Winning Team	Head Coach	Runner-up Team	Head Coach	Score
2021	North Valley Christian (19-1)	Randy Walker	Mohave Accelerated (22-2)	Scott Neal	65-48
2020	Fort Thomas (29-5)	Matthew Dona	North Valley Christian (26-5)	Randy Walker	62-46
2019	The Gregory School (29-4)	Craig Everson	Ray (19-13)	Dustin Bingham	79-51
2018	The Gregory School (27-4)	Craig Everson	Ft. Thomas (23-9)	Matthew Dona	65-46
2017	NFL Yet (29-2)	Humberto Ramirez	The Gregory School (29-2)	AJ Albritton	75-50

Boys Basketball Championship Teams

Division I

Year	Winning Team	Head Coach	Runner-up Team	Head Coach	Score
2016	Mesa (27-4)	Shane Burcar	Sunnyslope (25-5)	Ray Portela	51-48
2015	Corona del Sol (32-1)	Sam Duane Jr.	Desert Vista (26-5)	Tony Darden	57-32
2014	Corona del Sol (33-1)	Sam Duane Jr.	Pinnacle (23-10)	Charlie Wilde	71-70 (OT)
2013	Corona del Sol (29-5)	Sam Duane Jr.	Pinnacle (26-7)	Charlie Wilde	63-59
2012	Corona del Sol (32-1)	Sam Duane Jr.	Cesar Chavez (27-6)	Gary Lee	66-53

Division II

Year	Winning Team	Head Coach	Runner-up Team	Head Coach	Score
2016	Shadow Mountain (27-5)	Mike Bibby	Agua Fria (28-3)	Randy Lavender	86-55
2015	Gilbert Christian (25-6)	Kurt Keener	Arcadia (22-10)	Stephen Danford	55-52 (OT)
2014	Shadow Mountain (29-3)	Jerry Connor	Flagstaff (27-4)	James Kirk	83-58
2013	Paradise Valley (26-7)	Mark Macgowan	Salpointe Catholic (23-11)	Brian Holstrom	45-39
2012	Peoria (27-3)	Mike Serwa	Amphitheater (30-4)	Ben Hurley	50-48

Division III

Year	Winning Team	Head Coach	Runner-up Team	Head Coach	Score
2016	Scottsdale Christian (26-4)	Bob Fredericks	Estrella Foothills (29-3)	Rich Gutwein	40-35
2015	Snowflake (29-3)	Andy Wood	Combs	Kirk Fauske	57-52
2014	Valley Christian (22-8)	Greg Haagsma	Cortez (25-4)	Tarik James	64-53
2013	Gilbert Christian (31-3)	Jerome Joseph	Valley Christian (23-10)	Greg Haagsma	60-48
2012	Gilbert Christian (27-4)	Jerome Joseph	Thatcher (30-4)	Chris Cook	62-42

Division IV

Year	Winning Team	Head Coach	Runner-up Team	Head Coach	Score
2016	Yuma Catholic (31-1)	Ricky Barnes	Phoenix Country Day (25-6)	Shane Lewis	77-61
2015	Arizona Lutheran (29-5)	Doug Meyer	Scottsdale Prep (27-4)	Chad Clum	49-47 (OT)
2014	Arizona Lutheran	Doug Meyer	Scottsdale Prep	Chad Clum	73-65
2013	Joy Christian (26-0)	Scott Brown	Arizona Lutheran (21-6)	Doug Meyer	74-63
2012	Phoenix Country Day (20-5)	Shane Lewis	Arizona Lutheran (18-5)	Doug Meyer	49-29

Division V

Year	Winning Team	Head Coach	Runner-up Team	Head Coach	Score
2016	San Carlos (28-4)	Terry Antonio	Bisbee (26-7)	57-53 (OT)	



Boys Basketball Championship Teams

Class 5A

Division I

Year	Winning Team	Head Coach	Runner-up Team	Head Coach	Score
2011	Mountain View (Mesa) (27-3)	Gary Ernst	Brophy Prep (21-8)	Tony Fuller	50-29
2010	North	Joseph Bustos	Cesar Chavez	Gary Lee	71-66
2009	St. Mary's (22-4)	David Lopez	Highland (29-4)	Mark Carlino	70-62
2008	Desert Vista (26-5)	Doug Harris	St. Mary's (21-11)	David Lopez	63-50
2007	Mountain View (Mesa) (28-4)	Gary Ernst	St. Mary's (19-13)	David Lopez	78-60
2006	Mountain View (Mesa) (29-3)	Gary Ernst	Corona del Sol (28-2)	Sam Duane	80-50

Division II

Year	Winning Team	Head Coach	Runner-up Team	Head Coach	Score
2011	Betty Farifax (23-7)	Don Dominguez	Chaparral (20-10)	Aaron Windler	65-60 (2OT)
2010	Boulder Creek (28-2)	Randy Walker	Chaparral (18-10)	Aaron Windler	59-58
2009	North (25-6)	Joseph Bustos	Ironwood Ridge (27-5)	Brian Peabody	42-39
2008	Ironwood Ridge (27-6)	Brian Peabody	Marcos de Niza (15-17)	Dave Stark	61-51
2007	Desert Mountain (21-11)	Todd Fazio	Paradise Valley (21-12)	Mark MacGowan	65-55
2006	South Mountain (30-4)	David Grace	Deer Valley (27-4)	John Fellens	75-54

Class 5A

Year	Winning Team	Head Coach	Runner-up Team	Head Coach	Score
2005	Mountain View (Mesa) (32-1)	Gary Ernst	St. Mary's (25-7)	Dave Lopez	69-53
2004	Mesa (28-3)	Shawn Lynch	Desert Vista (20-13)	Doug Harris	54-46
2003	Gilbert (31-3)	Tom Bennett	Desert Vista (28-5)	Al Merino	56-51
2002	Marcos de Niza (25-8)	David Stark	Highland (24-10)	John Burns	60-49
2001	St. Mary's (30-3)	Dave Lopez	Brophy Prep (24-8)	Mark Granger	64-57
2000	Shadow Mountain (27-5)	Jerry Conner	Highland (22-9)	David Yates	79-53
1999	Mountain View (Mesa) (29-6)	Gary Ernst	Salpointe Catholic (30-4)	Brian Peabody	66-54
1998	Mountain View (Mesa) (34-1)	Gary Ernst	Carl Hayden (24-7)	Argie Rhymes	62-45
1997	Carl Hayden (26-3)	Argie Rhymes	Salpointe Catholic (29-4)	Brian Peabody	80-75 (OT)
1996	Shadow Mountain (29-4)	Jerry Conner	Corona del Sol (25-7)	Sam Duane	81-56
1995	Mountain View (Mesa) (31-0)	Gary Ernst	Shadow Mountain (27-4)	Jerry Conner	78-71
1994	Corona del Sol (26-7)	Sam Duane	Carl Hayden (23-7)	Argie Rhymes	84-60
1993	Carl Hayden (29-1)	Argie Rhymes	Chaparral (19-12)	Terry Kearney	67-54
1992	South Mountain (26-5)	Clement Chapman	Mountain View (Mesa) (19-12)	Gary Ernst	65-48
1991	South Mountain (32-0)	Clement Chapman	Carl Hayden (26-6)	Argie Rhymes	61-50
1990	Saguaro (22-8)	Mike Cady	Corona del Sol (25-6)	Sam Duane	88-78
1989	Corona del Sol (24-5)	Sam Duane	Apollo (27-2)	David Lopez	88-85
1988	Mesa (26-3)	Paul Newendyke	Sahuaro (29-2)	Dick McConnell	78-76
1987	South Mountain (22-6)	Charles Dean	Corona del Sol (22-8)	Sam Duane	62-49
1986	McClintock (26-3)	Doc Zinke	Brophy Prep (27-1)	John Chambers	71-67
1985	Alhambra (27-1)	Phil Kemp	Catalina (23-6)	Gerry Lybeck	77-58
1984	Chandler (21-7)	Joe Partain	South Mountain (21-6)	Don Petroff	54-52
1983	South Mountain (26-3)	Don Petroff	Pueblo (24-5)	Barry O'Rourke	100-47
1982	Sahuaro (28-1)	Dick McConnell	Phoenix Union (24-4)	Argie Rhymes	69-50
1981	East (28-0)	Royce Youree	Chandler (24-4)	Gary Ernst	68-38
1980	East (25-4)	Royce Youree	South Mountain (24-4)	Don Petroff	63-61
1979	St. Mary's (26-2)	Ron Gray	Santa Rita (24-2)	David Lynch	94-72
1978	Pueblo (28-0)	Roland LaVetter	Rincon (22-6)	Bill Mehle	70-54



Boys Basketball Championship Teams

Class 5A cont'd

Year	Winning Team	Head Coach	Runner-up Team	Head Coach	Score
1977	Pueblo (25-5)	Roland LaVetter	Sunnyside (23-5)	Dwight Rees	42-37
1976	Chandler (26-2)	Gary Ernst	Rincon (27-2)	Bill Mehle	59-53
1975	East (28-0)	Royce Youree	Rincon (23-2)	Bill Mehle	67-61
1974	Alhambra (26-3)	Phil Kemp	East (27-2)	Royce Youree	68-66 (4OT)
1973	East (23-5)	Royce Youree	Maryvale (23-6)	Wayne Kindall	71-65
1972	Maryvale (27-3)	Wayne Kindall	Westwood (23-5)	Noel Frank	56-46
1971	East (26-3)	Royce Youree	Phoenix Union (24-5)	Wimpy Jones	70-69 (OT)
1970	Sahuaro (22-3)	Dick McConnell	Glendale (16-5)	Bob Hutchison	66-58
1969	Tucson (23-1)	Tony Morales	Tempe (23-3)	Sam Duane	80-76
1968	Phoenix Union (24-4)	Wimpy Jones	Maryvale (21-6)	Jerry Waugh	65-56
1967	Phoenix Union (26-1)	Wimpy Jones	Rincon (22-1)	Dick King	63-60
1966	Camelback (19-5)	Richard Lucas	Tempe (19-5)	Sam Duane	74-64
1965	Rincon (19-3)	Dick King	North (15-8)	Jiggs Hardt	80-72
1964	Camelback (20-3)	James Smith	North (15-7)	Jiggs Hardt	60-54
1963	Catalina (20-2)	Galen Kintner	South Mountain (15-9)	Larry Baroldy	48-44
1962	Tucson (21-0)	Tony Morales	Flagstaff (23-1)	Fred Anderson	54-52
1961	Phoenix Union (21-2)	Wimpy Jones	Catalina (15-8)	Bill Kemerics	68-44
1960	Phoenix Union (23-0)	Wimpy Jones	Tucson (11-7)	Tony Morales	74-50
1959	Phoenix Union (25-3)	Ed Long	Camelback (20-7)	Billy Mann	61-52
1958	Phoenix Union (22-2)	Ed Long	Holbrook (13-7)	Frank Turley	80-53
1957	Camelback (15-6)	Billy Mann	West (14-9)	Fred Roche	33-29 (OT)
1956	Phoenix Union (23-0)	Ed Long	Tucson (11-10)	Tony Morales	79-35
1955	Phoenix Union (21-1)	Ed Long	Tucson (9-10)	Tony Morales	59-49
1954	West (19-3)	Link Richmond	Phoenix Tech (10-11)	Runt Goddard	37-33
1953	Phoenix Tech (17-2)	Runt Goddard	Mesa (17-5)	Ken Heywood	47-45
1952	West (16-7)	Link Richmond	Mesa (14-9)	Ken Heywood	48-38
1951	Mesa (18-5)	Ken Heywood	Phoenix Union (18-3)	Bob Ruman	48-41
1950	Mesa (22-1)	Mutt Ford	North (18-5)	Billy Mann	51-40
1949	Tucson (23-0)	Bud Doolen	Amphitheater (12-11)	George Genung	49-26

ALL CLASSES COMBINED:

1948	Tucson (28-0)	Bud Doolen	Phoenix Union (20-5)	Bud Robinson	48-46
1947	Florence (20-4)	George Ahee	Douglas (20-3)	Frank Sancet	33-32
1946	Mesa (17-11)	Mutt Ford	Glendale (19-7)	John Whatley	44-37
1945	Tucson (25-3)	Bud Doolen	North (18-8)	Rolly Caldwell	40-39
1944	Phoenix Union (26-1)	R.R. Robinson	Mesa (15-9)	Steve Coutchie	30-26
1943	Tucson (20-1)	Bud Doolen	Miami (17-4)	Earl McCullar	45-25
1942	Tucson (25-1)	Earl McCullar	Peoria (21-2)	Don Pace	44-40
1940	Duncan (16-7)	Frank Brickey	Tucson (15-9)	Bud Doolen	31-29
1939	Duncan (20-3)	Frank Brickey	Benson (20-5)	J.A. Kartchner	25-17
1938	Duncan (17-6)	Frank Brickey	Florence (17-3)	C.W. Caywood	24-23
1937	Peoria (15-1)	Mutt Ford	Florence (18-2)	C.W. Caywood	29-24
1936	Mesa (19-6)	Steve Coutchie	Globe (14-7)	Sturgeon Cromer	34-31
1935	Phoenix Union (21-3)	R.R. Robinson	Miami (14-6)	Bud Doolen	28-19
1934	Tucson (19-1)	Rollin T. Gridley	Globe (12-5)	Sturgeon Cromer	20-17
1933	Mesa (15-4)	Steve Coutchie	Tucson (14-4)	Rollin T. Gridley	28-22
1932	Douglas (10-3)	Milt Morse	Miami (14-3)	Bud Doolen	22-21
1931	Phoenix Union (16-3)	R.R. Robinson	Tucson (11-9)	Rollin T. Gridley	26-9
1930	Bisbee	Francis Alexander	Clarkdale	E.M. Gruver	41-18
1929	St. Johns (20-0)	Vernal Harris	Douglas (13-6)	Fuzzy Warren	19-13
1928	Phoenix Union (14-5)	R.R. Robinson	Miami (15-3)	L.H. Purdy	19-17

Boys Basketball Championship Teams

Class 5A cont'd

Year	Winning Team	Head Coach	Runner-up Team	Head Coach	Score
1927	Safford (12-6)	Ben Damberg	Gilbert (17-8)	Owen Allen	19-18
1926	Mesa (14-5)	Bob Thomas	Gilbert (17-3)	Owen Allen	28-19
1925	Mesa (14-8)	Elmer Weber	Phoenix Union (9-7)	R.R. Robinson	28-17
1924	Mesa (10-7)	Elmer Weber	Chandler (23-22)	J.W. Garms	25-23
1923	Mesa (13-3)	Ray Duus	Phoenix Union (10-5)	R.R. Robinson	44-25
1922	Phoenix Union (9-6)	R.R. Robinson	Gila Academy	Ernest Shumway	50-26
1921	Globe (13-0)	Parke Vickrey	Gilbert (8-2)	Donald Biery	26-23
1920	Phoenix Union (14-4)	N/A	Tucson (6-4)	Allan Flint	30-20
1919	Phoenix Union (6-3)	W.W. Carpenter	Flagstaff Normal (4-2)	R.A. Fuller	37-34
1918	Mesa (10-0)	John Findley	Phoenix Union (11-5)	W.W. Carpenter	31-28
1917	Mesa (8-0)	John Findley	Chandler (5-3)	(unknown)	36-34
1916	Phoenix Union (4-3)	W.W. Carpenter	Tempe	Sam Jennings	32-30

Boys Basketball Championship Teams

Class 4A

Division I

Year	Winning Team	Head Coach	Runner-up Team	Head Coach	Score
2011	Nogales (25-5)	Ricardo De La Riva	Saguaro (23-9)	Bob LaRue	57-44
2010	McClintock (25-6)	Jase Coburn	Sunnyslope (26-4)	Dan Mannix	73-71
2009	Sunnyslope (24-5)	Dan Mannix	Agua Fria (20-6)	Matt O'Meara	78-65
2008	Millennium (23-6)	Mike Lopez	Agua Fria (25-4)	Paul Murphy	49-48 (OT)
2007	Apollo (26-6)	Mark Nold	Ironwood Ridge (24-9)	Karl Pieroway	61-48
2006	Apollo (28-4)	Mark Nold	Rincon (23-8)	Rich Utter	62-55

Division II

Year	Winning Team	Head Coach	Runner-up Team	Head Coach	Score
2011	Amphitheater (29-2)	Ben Hurley	Tempe (22-10)	Bryan Snyder	87-77
2010	Santa Rita (25-5)	Jim Ferguson	Amphitheater (29-3)	Ben Hurley	86-84
2009	Greenway (30-0)	Howard Mueller	Santa Rita (21-9)	Jim Ferguson	60-58
2008	Desert Edge (28-2)	Joe Babinski	Santa Rita (28-4)	Jim Ferguson	40-36
2007	Notre Dame Prep (27-5)	Matt Harris	Santa Rita (22-10)	Jim Ferguson	61-56
2006	Mohave (26-7)	Pat Woodburn	Page (18-12)	Aaron Anderson	50-46

Class 4A

Year	Winning Team	Head Coach	Runner-up Team	Head Coach	Score
2005	Apollo (28-5)	Mark Nold	Santa Rita (25-8)	Jim Ferguson	60-48
2004	Saguaro (26-5)	Bob LaRue	McClintock (26-4)	Brian Fleming	62-54
2003	Thunderbird (28-5)	Buddy Rake	Saguaro (25-6)	Bob LaRue	60-54
2002	Sunnyslope (29-1)	Dan Mannix	Page (29-2)	Aaron Anderson	61-55
2001	Sahuaro (26-7)	Dick McConnell	Sunnyslope (25-6)	Dan Mannix	62-55
2000	Sahuaro (24-7)	Dick McConnell	Palo Verde (22-13)	David Gin	72-58
1999	Santa Rita (29-3)	Jim Ferguson	Thunderbird (27-6)	Buddy Rake	50-41 (OT)
1998	Moon Valley (27-3)	John Boie	Greenway (22-9)	Howard Mueller	54-52
1997	Paradise Valley (29-2)	Bill Farrell	Greenway (25-5)	Howard Mueller	59-52
1996	Saguaro (26-4)	Mike Cady	Prescott (23-4)	Rich Geske	50-43
1995	Paradise Valley (29-4)	Bill Farrell	Mingus Union (29-4)	Scott Brown	54-52
1994	Cactus (23-7)	Kenny Troutt	Paradise Valley (26-4)	Bill Farrell	62-60
1993	Sunnyside (29-0)	Dwight Rees	Sabino (25-5)	Tim Demarchi	60-53 (OT)
1992	Cholla (26-6)	Paul Dull	Santa Rita (27-5)	Mel Karrle	88-84
1991	North (25-5)	Hector Bejarano	Cactus (19-12)	Kenny Troutt	78-49
1990	North (23-6)	Hector Bejarano	Tempe (21-11)	Gerhard Schreur	49-43
1989	Casa Grande (24-5)	Bruce Kieser	Coconino (31-1)	Ted Hettinga	71-63
1988	North (22-6)	Hector Bejarano	Cactus (18-11)	Kenny Troutt	69-45
1987	Carl Hayden (23-3)	Argie Rhymes	North (24-4)	Hector Bejarano	50-47
1986	Carl Hayden (23-5)	Argie Rhymes	North (22-6)	Hector Bejarano	50-48
1985	Gilbert (18-5)	Gary Morton	Glendale (16-7)	Ken France	52-51 (OT)
1984	Peoria (17-5)	Thad Simmons	Lake Havasu (17-7)	Chuck Taylor	59-53
1983	Nogales (18-1)	Ray Molera	Winslow (19-5)	Rich Bratt	70-65
1982	Nogales (18-4)	Ray Molera	Corona del Sol (23-4)	Sam Duane	53-52
1981	Corona del Sol (27-0)	Sam Duane	Nogales (17-5)	Ray Molera	84-54
1980	Corona del Sol (25-2)	Sam Duane	Gerard (17-9)	Dick Looney	73-57
1979	Winslow (25-1)	John Renkens	Corona del Sol (20-5)	Sam Duane	70-64
1978	Canyon del Oro (21-4)	Johnny Tissaw	Nogales (21-7)	Ray Molera	59-56

Boys Basketball Championship Teams

Class 4A cont'd

Year	Winning Team	Head Coach	Runner-up Team	Head Coach	Score
1977	Canyon del Oro (22-4)	Johnny Tissaw	Kingman (15-11)	Gary Dykman	85-49
1976	Nogales (24-2)	Ray Molera	Douglas (19-7)	Paul Denham	87-68
1975	Flagstaff (25-0)	Doug Baker	Canyon del Oro (21-3)	Johnny Tissaw	63-58
1974	Safford (18-6)	John Bonefas	Flowing Wells (16-11)	Lee Engbretson	55-42
1973	Coconino (20-5)	Stan Townsend	Canyon del Oro (16-7)	Johnny Tissaw	74-68
1972	Safford (24-0)	John Bonefas	Santa Rita	Boyd Meyer	73-49
1971	Miami (20-7)	Dick Vargas	Agua Fria (22-3)	O.K. Fulton	66-59
1970	Buena (16-7)	Don Harris	Safford (18-8)	John Bonefas	76-66
1969	Buena (20-6)	Don Harris	Flowing Wells (23-4)	Ed Nymeyer	72-64

Boys Basketball Championship Teams

Class 3A

Year	Winning Team	Head Coach	Runner-up Team	Head Coach	Score
2011	Holbrook	N/A	Fountain Hills	N/A	49-43
2010	Estrella Foothills (31-1)	Ty Amundsen	Round Valley (28-7)	Chris Matthews	77-57
2009	Estrella Foothills (29-2)	Ty Amundsen	Chinle (25-6)	Ned Curley	46-40
2008	Estrella Foothills (31-2)	Ty Amundsen	Payson (24-7)	Kenny Hayes	64-51
2007	Fountain Hills (25-8)	Steve Tooker	Payson (23-9)	Chuck Hardt	53-41
2006	Fountain Hills (23-7)	Cain Jagodzinski	Seton Catholic (29-4)	Hosea Graham	61-54
2005	Fountain Hills (32-1)	Cain Jagodzinski	Greyhills Academy (17-14)	Tom Bizardi	59-50
2004	Rio Rico (27-8)	John Fanning	Seton Catholic (28-5)	Hosea Graham	63-56
2003	Globe (33-0)	Tony Lopez	Monument Valley (23-9)	Rich Beverly	68-51
2002	Coolidge (32-0)	Dave Glasgow	Globe (26-7)	Eric Peterson	50-47
2001	Tuba City (23-7)	Charles Gover	Coolidge (30-2)	Dave Glasgow	69-57
2000	Tuba City (28-4)	Charles Gover	Winslow (26-6)	Danny Gonzalez	65-62
1999	Coolidge (29-4)	Dave Glasgow	Benson (26-3)	James Driggers	79-56
1998	Coolidge (25-8)	Dave Glasgow	Alchesay (23-7)	Paul Mendoza	56-53
1997	Monument Valley (29-2)	Brien Crowder	Blue Ridge (18-11)	Mark Felix	63-49
1996	Monument Valley (25-2)	Aaron Anderson	Ganado (22-10)	Dave Freeman	57-54
1995	Window Rock (23-6)	Bo Whitelock	Winslow (19-11)	Richard Bratt	68-48
1994	Safford (21-4)	Joe Burnside	Window Rock (22-12)	Bo Whitelock	66-52
1993	Monument Valley (27-3)	Aaron Anderson	Blue Ridge (25-10)	Merle Shofner	42-36
1992	Coolidge (27-1)	James Boyd	Monument Valley (26-6)	Aaron Anderson	58-53
1991	Round Valley (24-6)	Mike Smith	Holbrook (20-11)	Raul Mendoza	59-56
1990	Buckeye (24-1)	Marlin Diller	Snowflake (15-7)	Andy Vasher	70-66
1989	Snowflake (21-7)	Bernie Graziano	Holbrook (16-11)	Raul Mendoza	76-63
1988	Buckeye (27-0)	Randy Spilsbury	Winslow (21-6)	Rich Bratt	77-54
1987	Buckeye (18-5)	Randy Spilsbury	Monument Valley (15-8)	Glenn Haven	61-58
1986	Safford (23-0)	Joe Burnside	Parker (22-3)	Jay Sandusky	71-53
1985	Safford (23-0)	Joe Burnside	Sahuarita (14-11)	Ron Boyter	83-59
1984	Snowflake (17-7)	James Runge	Sahuarita (16-6)	Ron Boyter	57-53
1983	Miami (22-0)	Dick Vargas	Mohave (23-1)	Thad Simmons	62-59
1982	Snowflake (23-5)	Boyd Hatch	Mohave (24-3)	Thad Simmons	60-55
1981	Miami (16-6)	Dick Vargas	Sahuarita (17-7)	Ron Boyter	48-46
1980	Miami (21-3)	Dick Vargas	Parker (20-7)	Leon Goar	83-68
1979	Willcox (18-9)	Greg Lasley	Buckeye (13-10)	Bart Mitchell	81-60
1978	Apache Junction (23-5)	Cy Henry	Window Rock (25-2)	Don Flanagan	57-36
1977	Coolidge (23-4)	Joe Partain	Apache Junction (19-8)	Cy Henry	69-60
1976	Coolidge (26-0)	Joe Partain	Safford (25-1)	John Bonefas	73-53
1975	Morenci (24-2)	Steve Hudgens	Miami (18-9)	Vince Budenholzer	44-41
1974	Superior	Manny Ruiz	Holbrook	N/A	43-41
1973	Morenci (22-0)	Steve Hudgens	Mingus Union (22-4)	Tom Henry	65-55
1972	Marana (25-0)	Norm Patton	Peoria (16-9)	Barry Arney	62-53
1971	Holbrook (24-2)	Vince Budenholzer	Window Rock (18-10)	Norman Barnhart	53-40
1970	Coolidge (16-6)	Jim Bolhauve	Morenci (21-3)	Steve Hudgens	52-47
1969	Dysart (19-8)	Wes Flynn	Peoria (16-7)	Barry Arney	31-29
1968	Flowing Wells (23-2)	Ed Nymeyer	Holbrook (18-3)	Vince Budenholzer	80-70
1967	Globe (26-2)	John Pavlich	Agua Fria (25-2)	O.K. Fulton	73-63
1966	Agua Fria (26-0)	O.K. Fulton	Superior (22-2)	Ray Argel	75-65
1965	Agua Fria (24-3)	O.K. Fulton	San Manuel (18-7)	Manny Ruiz	63-61
1964	Globe (22-3)	John Pavlich	Winslow (17-5)	Jim Freeman	84-77
1963	Flowing Wells (24-2)	Ed Nymeyer	Santa Cruz Valley (19-6)	Howard Dean	58-47
1962	Agua Fria (26-1)	O.K. Fulton	Nogales (19-4)	Pete Drachalich	64-55
1961	Casa Grande (19-0)	Jack Spilsbury	Arcadia (17-10)	Lou Hallman	63-44
1960	Globe (22-5)	John Pavlich	Miami (18-8)	Henry Reyna	62-53
1959	(Combined with 5A Tournament)				

Boys Basketball Championship Teams

Class 3A cont'd

Year	Winning Team	Head Coach	Runner-up Team	Head Coach	Score
1958	(Combined with 5A Tournament)				
1957	Globe (25-2)	Ken Troutt	Nogales (16-1)	Pete Drakulich	65-57
1956	South Mountain (20-6)	Leon Blevins	Camelback (21-5)	Billy Mann	40-38
1955	Flagstaff (22-3)	Fred Anderson	Miami (23-3)	Alex Mendoza	77-68
1954	Carver (25-1)	Leon Jordan	Duncan (23-4)	Ben Frealy	47-39
1953	Scottsdale (23-1)	Jiggs Hardt	Carver (21-5)	Leon Jordan	55-54
1952	Carver (21-7)	Leon Jordan	Ajo (23-5)	Dan Yurkovich	65-49
1951	Miami (29-0)	Ernie Kivisto	Carver (26-5)	Joe Flipper	58-50
1950	Coolidge (20-5)	David Roseboro	Nogales (16-4)	James Concannon	47-44
1949	Nogales (25-4)	Harry O'Mealy	Tempe (22-4)	Chet McNabb	50-45

Boys Basketball Championship Teams

Class 2A

Year	Winning Team	Head Coach	Runner-up Team	Head Coach	Score
2011	Westwind Prep (29-2)	Gary Truesdale	Thatcher (28-3)	Chris Cook	82-63
2010	Scottsdale Christian (28-1)	Bob Fredericks	Westwind Prep (30-3)	Gary Truesdale	52-47
2009	Precision (28-6)	Killy Mims	Thatcher	Kenny Smith	75-72 (OT)
2008	Northwest Christian (28-5)	Bill Harbeck	Thatcher (23-9)	Kenny Smith	56-42
2007	Valley Christian (34-1)	Greg Haagsma	Desert Christian (25-10)	Dennis O'Reilly	63-38
2006	Valley Christian (33-1)	Greg Haagsma	Arizona Lutheran (28-5)	Doug Meyer	56-47
2005	Scottsdale Christian (31-2)	Bob Fredericks	Arizona Lutheran	Doug Meyer	62-41
2004	Scottsdale Christian (33-1)	Bob Fredericks	Valley Christian (28-6)	Greg Haagsman	38-34
2003	Valley Christian (31-2)	Greg Haagsma	Thatcher (25-8)	Kenny Smith	58-29
2002	Valley Christian (33-1)	Greg Haagsma	Scottsdale Christian (27-8)	Bob Fredericks	67-39
2001	Desert Christian (27-7)	Chris Walter	Thatcher (25-5)	Lenny Smith	39-35
2000	Scottsdale Christian (27-7)	Bob Fredericks	Desert Christian (27-7)	Chris Walter	46-41
1999	Scottsdale Christian (30-3)	Bob Fredericks	Hopi (19-14)	Glenn Haven	58-53 (OT)
1998	Superior (27-0)	James Acton	Phoenix Christian (24-7)	Steve Drake	55-50
1997	Hopi (27-5)	Rick Baker	Willcox (23-4)	Dennis Leonard	68-62
1996	Superior (24-3)	James Acton	Phoenix Christian (21-9)	Rick Roth	54-43
1995	Thatcher (22-6)	Kenny Smith	Superior (18-8)	James Acton	44-41
1994	Bisbee (24-4)	Vince Creviston	Thatcher (22-9)	Kenny Smith	73-62
1993	Alchesay (24-3)	Reedy David	Camp Verde (18-12)	Ken Hudson	52-51
1992	Ray (23-2)	Bill Goodwin	Wickenburg (23-5)	Bill Moran	72-70
1991	Thatcher (29-0)	Paul Nelson	Pima (23-6)	Dave Henson	49-39
1990	Thatcher (24-2)	Paul Nelson	Pima (20-8)	Dave Henson	52-50
1989	Phoenix Christian (25-1)	Don Thorp	Thatcher (19-6)	Paul Nelson	71-63
1988	Phoenix Christian (23-2)	Don Thorp	Thatcher (22-3)	Paul Nelson	70-64
1987	Ajo (21-2)	Bo Whitelock	Thatcher (20-6)	Paul Nelson	52-43
1986	Thatcher (20-5)	Paul Nelson	Ajo (20-2)	Bo Whitelock	61-49
1985	Thatcher (20-4)	Paul Nelson	Williams (20-5)	Bruce Baker	69-62
1984	Thatcher (22-2)	Paul Nelson	Hayden (18-5)	Mike Warren	37-36 (OT)
1983	Thatcher (21-2)	Paul Nelson	St. Johns (21-2)	Verl Heap	50-48 (OT)
1982	Thatcher (23-2)	Paul Nelson	Round Valley (25-2)	Tom Matthews	57-54
1981	Thatcher (27-0)	Paul Nelson	Ray (20-4)	John Valenzuela	77-73
1980	Williams (18-6)	Dee Hershey	Thatcher (22-5)	Paul Nelson	74-73
1979	Payson (21-4)	David Bradley	Williams (22-3)	Dee Hershey	49-48
1978	Thatcher (26-1)	Paul Nelson	St. Johns (22-4)	Mike Minnick	57-41
1977	Antelope (23-2)	Marty Sipe	Tombstone (24-2)	Herman Fischer	84-69
1976	St. Johns (24-2)	Verl Heap	Thatcher (22-6)	Paul Nelson	58-50
1975	Florence (25-1)	John Borquez	Superior (22-5)	Manny Ruiz	67-63
1974	St. Johns (24-1)	Verl Heap	Clifton (18-7)	Mike Alva	76-72
1973	St. Johns (23-4)	Verl Heap	Mohave (23-2)	Ted Miller	72-31
1972	Lake Havasu (24-1)	Lee Ammerman	St. Johns (19-6)	Verl Heap	77-75 (OT)
1971	Benson (19-9)	Jack Wilson	Wickenburg	Gordon Taggart	75-59
1970	Marana (24-5)	Norm Patton	Gilbert (19-8)	Bill Medley	56-44
1969	Marana (24-0)	Norm Patton	Parker (26-3)	Sam Antcliffe	86-67
1968	Parker (24-2)	Sam Antcliffe	Marana (18-4)	Norm Patton	65-48
1967	Parker (22-4)	Sam Antcliffe	St. Johns (21-4)	Verl Heap	65-61
1966	St. Johns (21-2)	Verl Heap	Marana (17-7)	Norm Patton	45-39
1965	Ray (20-4)	Oscar Avants	Superior (19-7)	Ray Argel	67-63
1964	Mingus Union (23-2)	Bob Richmond	Parker (15-10)	Sam Antcliffe	70-55
1963	Round Valley (24-3)	Marlin LeSueur	Marana (16-7)	Art Carroll	54-48
1962	Gilbert (22-1)	Dave Inglis	Parker (21-4)	Leon Goar	60-52
1961	St. Johns (19-7)	Verl Heap	Page	Tim Oscarson	47-41
1960	St. Johns (24-1)	Verl Heap	Holbrook (14-11)	Frank Turley	63-46

Boys Basketball Championship Teams

Class 2A cont'd

Year	Winning Team	Head Coach	Runner-up Team	Head Coach	Score
1959	(Combined with Class 5A)				
1958	(Combined with Class 5A)				
1957	St. Johns (27-1)	Verl Heap	Florence (25-3)	Vince Cisterna	75-45
1956	St. Johns (20-6)	Verl Heap	Florence (22-5)	Vince Cisterna	63-54
1955	Clifton (24-1)	Gene Taylor	Santa Cruz Valley (21-5)	Jim Dunbar	54-47

Boys Basketball Championship Teams

Class 1A

Year	Winning Team	Head Coach	Runner-up Team	Head Coach	Score
2011	Orme School (25-0)	Todd Roe	Gilbert Christian (28-4)	Jim White	68-56
2010	Gilbert Christian (32-0)	Steve Currier	Valley Lutheran (27-6)	Bob Koehne	51-34
2009	St. Gregory (35-1)	Paul Baranowski	Valley Union (19-9)	N/A	46-32
2008	St. Gregory (32-3)	Paul Baranowski	Duncan (24-7)	Troy Hudson	44-37
2007	Surrey Garden (24-2)	Steve Currier	Valley Lutheran (29-7)	Chuck Oliver	74-53
2006	Seligman (23-6)	Brian Matzenbacker	Orme (27-2)	Alex Spence	66-57
2005	Ft. Thomas (25-3)	Terry Williams	Pima (27-5)	Cliff Thompson	63-45
2004	Duncan (28-4)	Andrew Larson	Joseph City (22-11)	Bryan Fields	49-44
2003	Joseph City (32-2)	Bryan Fields	Fredonia (16-9)	George McCormick	57-41
2002	St. David (27-0)	John Bryant	St. Michael (29-9)	Joey Rollings	68-45
2001	Ft. Thomas (21-5)	Terry Williams	St. David (18-10)	John Bryant	84-70
2000	Ft. Thomas (19-6)	Terry Williams	Seligman (23-5)	Rafe York	63-61
1999	Arizona Lutheran (22-12)	Doug Meyer	Orme School (22-12)	Bob Miller	49-44
1998	St. David (20-7)	John Bryant	St. Gregory (22-14)	Paul Baranowski	59-43
1997	Ft. Thomas (24-1)	Wil Hinton	Scottsdale Christian (20-8)	Bob Fredericks	79-68
1996	Ft. Thomas (22-4)	Wil Hinton	Fredonia (17-6)	Gary Glover	47-40 (OT)
1995	Ft. Thomas (25-0)	Bill Stiver	Orme School (22-4)	Todd Satter	52-47
1994	Ft. Thomas (24-1)	Bill Stiver	Mogollon (26-2)	Lance Heister	71-56
1993	Northwest Christian (26-3)	Tim Keith	Clifton (23-6)	Steve Hudgens	76-58
1992	Clifton (24-4)	Steve Hudgens	Green Fields (23-7)	Brian Peabody	65-54
1991	Green Fields (22-4)	Brian Peabody	Seligman (24-1)	Joe Campbell	61-56
1990	Green Fields (17-5)	Bill Ludeke	Ft. Thomas (15-6)	Bill Stiver	65-47
1989	Ft. Thomas (20-3)	Bill Stiver	Green Fields (18-4)	Dick Marvin	53-42
1988	Salome (20-4)	Byron Maynes	Scottsdale Christian (19-7)	Bob Fredricks	46-38
1987	Fredonia (19-4)	George McCormick	Arizona Lutheran (20-5)	Norman Tech	69-55
1986	Seligman (22-2)	Charles Lee	St. David (22-3)	John LaMarca	71-67
1985	Valley Union (20-3)	L.W. Jackson	Salome (19-2)	Richard Imhoff	58-48
1984	Pima (18-4)	Dave Henson	Fredonia (11-7)	George McCormick	44-43
1983	Pima (19-4)	Brad Moon	St. David (19-4)	John LaMarca	72-48
1982	Pima (20-6)	Brad Moon	Maricopa (15-8)	Paul Landis	81-76 (OT)
1981	Salome (18-6)	Jeff Myers	Pima (13-8)	Brad Moon	60-50
1980	Ft. Thomas (21-1)	Jerry Hancock	Seligman (19-5)	Charley Lee	70-65
1979	McNary (21-2)	Jesse Farthing	Patagonia (17-7)	Mike Haddow	67-52
1978	McNary (16-9)	Jesse Farthing	Seligman (22-3)	Charles Lee	70-59
1977	Mayer (25-4)	Gary Kensing	Joseph City (23-5)	Craig Darrington	58-51
1976	Seligman (26-0)	Jim Wilson	Maricopa (19-6)	Don Reese	76-61
1975	Pima (25-1)	Stan Smith	McNary (19-6)	Herman Jacobs	81-63
1974	McNary (18-8)	Fred Roybal	Pima (25-1)	Rodney Green	64-55
1973	Pima (23-4)	Stan Smith	Patagonia (23-4)	Dave Thompson	66-62
1972	Pima (26-0)	Stan Smith	McNary (19-7)	Fred Roybal	64-60 (OT)
1971	Pima (23-0)	Stan Smith	Patagonia (19-4)	Buddy Bell	65-44
1970	Pima (22-1)	Stan Smith	McNary (17-7)	Fred Roybal	79-56
1969	Pima (18-6)	Stan Smith	Ft. Thomas (19-4)	Honk Norton	69-61
1968	McNary (22-3)	Fred Roybal	Camp Verde	Wayne See	73-55
1967	Ft. Thomas (22-2)	Honk Norton	Camp Verde (17-9)	Wayne See	64-63
1966	Pima (19-3)	Carl Wheeler	Ft. Thomas (16-4)	Honk Norton	77-48
1965	McNary (22-3)	Pete Duca	Pima (20-5)	Ed Hubbard	43-40
1964	Grand Canyon (21-4)	John Glodis	Pima (20-3)	Ed Hubbard	73-71
1963	Ft. Thomas (20-1)	Honk Norton	Pima (18-5)	Ed Hubbard	52-49
1962	McNary (21-2)	Richard Lucas	Ft. Thomas (19-1)	Honk Norton	61-58
1961	McNary (23-0)	Richard Lucas	Fredonia (17-7)	Benny Jordan	62-24
1960	McNary (22-1)	Richard Lucas	Lakeside	Bob Schneider	68-47

Total Office Solutions



Get in touch with our
workflow experts today for
customized office solutions

480-305-5500



PACIFIC OFFICE AUTOMATION
Managed IT Services

— PROBLEM SOLVED —

4501 E McDowell Rd.
Phoenix, AZ 85008

pacificoffice.com



The AIA boys basketball record book has converted to a top performance listing for each category. If there are any listings that need to be updated/added, please e-mail Seth Polansky and Jose Garcia with all supporting documentation.

spolansky@aiaonline.org | jgarcia@azpreps365.com

The record book has been updated in coordination with the Arizona Basketball Coaches Association.

INDIVIDUAL RECORDS

	Player Name	School	Conference	Record	Year/Season	Opponent	Comments
Total Points in a Game							
1	George McCormick	Fredonia	1A	75	1966	Salome	
2	B.J. Buries	Globe	D4	68	2015	Florence	
3	John Hight	Superior	2A	67	1954	Hayden	
4	Frank Weidner	Tombstone		66	1966	Clifton	
5	Corey Hawkins	Estrella Foothills	3A	65	2009-2010	Chino Valley	
6	Dennis Dairman	North	5A	62	1960	Carl Hayden	
7	Joseph Orozco	Tolleson	D1	61	2013-2014	Maryvale	
T8	Cameron Forte	McClintock	4A	60	2010-2011	Combs	
T8	Jake Taylor	Trivium Prep	2A	60	2019-2020	North Pointe Prep	
10	Willie Nash	McNary		59	1962	Sanders Valley	
T11	Aromeo Grigsby	Pueblo	4A	58	2003	Douglas	Junior
T11	Jahii Carson	Mesa	5A	58	2010-2011	Brophy	
T13	David Holmes	Page	3A	57	1973	Sanders Valley	
T13	Lawrence Westbrook	Chandler	5A	57	2004-2005	Mesquite	Junior
T13	Nico Mannion	Pinnacle	6A	57	2019	Chaparral	
T16	Lupe Acevedo	Miami		56	1951	Duncan	
T16	Eric Ganados	Dysart		56	1994	Florence	

Player Name	School	Conference	Record	Year/Season	Opponent	Comments
Total Points in a Game by Conference						
Nico Mannion	Pinnacle	6A	57	2019	Chaparral	
Dennis Dairman	North	5A	62	1960	Carl Hayden	
Cameron Forte	McClintock	4A	60	2010-2011	Combs	
Corey Hawkins	Estrella Foothills	3A	65	2009-2010	Chino Valley	
B.J. Buries	Globe	D4	68	2015	Florence	
John Hight	Superior	2A	67	1954	Hayden	
George McCormick	Fredonia	1A	75	1966	Salome	

	Player Name	School	Conference	Record	Year/Season	Comments
Average Points Per Game for a Season (Minimum 18 Games Played)						
1	Isaac Bonds	Winslow		40.1	1963-1964	
2	Lawrence Westbrook	Chandler	5A	40.1	2004-2005	Junior
3	B.J. Buries	Globe	2A	38.8	2018-2019	
4	Cameron Forte	McClintock	4A	36.2	2010-2011	
5	Corey Hawkins	Estrella Foothills	3A	36.0	2009-2010	
6	Travis Hice	Antelope	2A	34.6	1996-1997	
7	Mike Bibby	Shadow Mountain	5A	34.5	1994-1995	Junior
8	Mike Bibby	Shadow Mountain	5A	34.3	1995-1996	
9	Bernard Rock	Orme School	1A	33.9	1995-1996	
10	Lamont Long	Corona del Sol	5A	33.3	1994-1995	
11	Tom Heck	Judson		32.5	1977-1978	
12	Marcus Howard	Perry	5A	32.4	2014-2015	

13	Jahii Carson	Mesa	5A	32.2	2009-2010	
14	Alex Carnes	Phoenix Christian	2A	31.7	2007-2008	
15	Joel Querta	Phoenix Indians		31.5	1965-1966	Junior
16	Isaac Bonds	Winslow		31.4	1962-1963	Junior
T17	Barry Lindsey	Antelope		31.3	1977-1978	
T17	Sean Elliot	Cholla		31.3	1984-1985	
T19	Bobby Hancock	Safford	4A	30.8	1976-1977	
T19	Max Hamblin	Page		30.8	1976-1977	

Player Name	School	Conference	Record	Year/Season	Comments
Average Points Per Game for a Season by Conference (18 Game Minimum)					
Nico Mannion	Pinnacle	6A	30.4	2018-2019	
Lawrence Westbrook	Chandler	5A	40.1	2004-2005	Junior
Cameron Forte	McClintock	4A	36.2	2010-2011	
Isaac Bonds	Winslow	3A	40.1	1963-1964	
Travis Hice	Antelope	2A	34.6	1996-1997	
Bernard Rock	Orme School	1A	33.9	1995-1996	

	Player Name	School	Conference	Record	Year/Season	Comments
	Most Points Scored in a Season					
1	Corey Hawkins	Estrella Foothills	3A	1,152	2009-2010	
2	Mike Bibby	Shadow Mountain	5A	1,132	1995-1996	
3	B.J. Burries	Globe	2A	1,087	2018-2019	
4	Mike Bibby	Shadow Mountain	5A	1,071	1994-1995	Junior
5	Cameron Forte	McClintock	4A	1,051	2010-2011	
6	Lamont Long	Corona del Sol	5A	1,000	1994-1995	Junior
7	Porter Caldwell	Snowflake	3A	958	2002-2003	
8	Charles Overton	Cholla	4A	939	1991-1992	
9	Nico Mannion	Pinnacle	6A	913	2018-2019	
10	Lawrence Westbrook	Chandler	5A	909	2004-2005	
11	Isaac Bonds	Winslow	3A	882	1963-1964	
12	Charles Overton	Cholla	4A	878	1990-1991	Junior
13	Royce Woolridge	Sunnyslope	4A D1	876	2009-2010	
14	Jahii Carson	Mesa	5A	869	2010-2011	
15	Travis Hice	Antelope	2A	865	1996-1997	
T16	Taylor Rohde	Pinnacle	5A D2	855	2007-2008	
T16	Alex Carnes	Phoenix Christian	2A	855	2007-2008	
18	Nick Greene	Shadow Mountain	5A	848	1995-1996	
19	Barry Lindsay	Antelope		846	1977-1978	
T20	Porter Caldwell	Snowflake	3A	844	2001-2002	Junior
T20	Sean Elliot	Cholla		844	1984-1985	

Player Name	School	Conference	Record	Year/Season	Comments
Most Points Scored in a Season by Conference					
Nico Manion	Pinnacle	6A	913	2018-2019	
Mike Bibby	Shadow Mountain	5A	1,132	1995-1996	
Cameron Forte	McClintock	4A	1,051	2010-2011	
Corey Hawkins	Estrella Foothills	3A	1,152	2009-2010	
B.J. Burries	Globe	2A	1,087	2018-2019	
Nick Rosquist	The Gregory School	1A	840	2016-2017	

	Player Name	School	Conference	Record	Years	Comments
	Most Points Scored in a Career					
1	B.J. Burries	Globe	D4/3A/2A	3,387	2015-2019	4 Years
2	Corey Hawkins	Estrella Foothills	3A	3,154	2006-2010	4 Years
3	Mike Bibby	Shadow Mountain	5A	3,002	1992-1996	4 Years
4	Jarryd Bayless	St. Mary's	5A	2,888	2003-2007	4 Years
5	Nick Greene	Mingus/Shadow Mountain	5A	2,879	1992-1996	4 Years
6	Jahii Carson	Mountain Pointe/Mesa	5A	2,693	2007-2011	4 Years
7	Daniel Bejarano	North	5A D2/5A D1	2,642	2006-2010	4 Years
8	Chuck Overton	Cholla	4A	2,535	1988-1992	4 Years
9	Royce Woolridge	Sunnyslope	4A D2/4A D1	2,485	2006-2010	4 Years
10	Porter Caldwell	Snowflake	3A	2,484	1999-2003	4 Years
11	Bernard Rock	Orme	1A	2,369	1992-1996	4 Years
12	Sean Flannery	Salpointe		2,332	1988-1992	4 Years
13	Alex Barcello	Corona del Sol	D1	2,254	2012-2016	4 Years
14	Travis Hice	Antelope	2A	2,235	1994-1997	3 Years
15	Taylor Rohde	Pinnacle	5A	2,226	2004-2008	4 Years
16	DeWayne Russell	Peoria	4A D1/4A D2	2,225	2008-2012	4 Years

17	Carlos Artis	Washington		2,212	1987-1991	4 Years
18	Cooper Burbach	Chinle	3A	2,207	2016-2020	4 Years
19	Mason Burges	Blue Ridge	D3/3A	2,178	2014-2018	4 Years

Player Name	School	Conference	Record	Years	Comments
Most Points Scored in a Career by Conference					
Nico Mannion	Pinnacle	6A	2,095	2015-2019	4 Years
Mike Bibby	Shadow Mountain	5A	3,002	1992-1996	4 Years
Chuck Overton	Cholla	4A	2,535	1988-1992	4 Years
B.J. Burries	Globe	3A	3,387	2015-2019	4 Years
Travis Hice	Antelope Union	2A	2,235	1994-1997	3 Years
Bernard Rock	Orme	1A	2,369	1992-1996	4 Years

	Player Name	School	Conference	Record	Years	Comments
	Most Points Averaged in a Career (Minimum 50 Games)					
1	Isaac Bonds	Winslow	3A	35.7	1961-1964	3 Years
2	Joel Querta	Phoenix Indian School	4A	30.2	1965-1966	2 Years
3	B.J. Burries	Globe	D4/3A/2A	29.5	2015-2019	4 Years
4	Cameron Forte	McClintock	4A	28.9	2008-2011	3 Years
5	Jerryd Bayless	St. Mary's	5A	28.8	2003-2007	4 Years
6	Travis Hice	Antelope	2A	28.5	1994-1997	3 Years
7	Corey Hawkins	Estrella Foothills	3A	27.9	2006-2010	4 Years
8	Markus Howard	Perry	5A	27.2	2013-2015	2 Years
9	Jahii Carson	Mountain Pointe/Mesa	5A	26.1	2007-2011	4 Years
10	Bernard Rock	Orme	1A	26.0	1992-1996	4 Years
T11	Gary Allen	Rincon	5A	25.2	1970-1973	3 Years
T11	Barry Lindsey	Antelope		25.2	1975-1978	3 Years
13	Mike Bibby	Shadow Mountain	5A	25.0	1992-1996	4 Years
14	Lamont Long	Corona del Sol	5A	24.9	1993-1996	3 Years
15	Sean Elliot	Cholla		24.8	1983-1985	2 Years
17	Nico Mannion	Pinnacle	6A	24.6	2015-2016	4 Years
17	Frank Campos	Superior		24.5	1963-1967	4 Years
18	Joe Mackey	Coronado		23.9	1965-1968	3 Years
19	Royce Woolridge	Sunnyslope	4A D2/4A D1	23.7	2006-2010	4 Years
20	Charles Ward	Arcadia	4A D2	23.6	2006-2008	2 Years

Player Name	School	Conference	Record	Years	Comments
Most Points Averaged in a Career by Conference (Minimum 50 Games)					
Nico Mannion	Pinnacle	6A	24.6	2015-2019	4 Years
Jerryd Bayless	St. Mary's	5A	28.8	2003-2007	4 Years
Joel Querta	Phoenix Indian School	4A	30.2	1965-1966	2 Years
Isaac Bonds	Winslow	3A	35.7	1961-1964	3 Years
Travis Hice	Antelope	2A	28.5	1994-1997	3 Years
Bernard Rock	Orme	1A	26.0	1992-1996	4 Years

	Player Name	School	Conference	Record	Year/Season	Opponent	Comments
	Most Field Goals Made in a Game						
1	Cameron Forte	McClintock	4A	27	2010-2011	Combs	
2	Jahii Carson	Mesa	5A	25	2010-2011	Brophy	
T3	Corey Hawkins	Estrella Foothills	3A	23	2009-2010	Chino Valley	
T3	Anthony Gaxiola	Tanque Verde	3A	23	2017-2018	Valley Union	
T3	B.J. Burries	Globe	2A	23	2018-2019	Desert Christian	
6	B.J. Burries	Globe	2A	23	2015-2016	Florence	
T7	Jay Edwards	Joseph City	1A	22	2020-2021	St. Michael	
T7	Joseph Strunk	Rancho Solano Prep	1A	22	2014-2015	Thunderbird Adventist Academy	
T7	Lawrence Westbrook	Chandler	5A	22	2004-2005	Desert Mountain	

Player Name	School	Conference	Record	Year/Season	Opponent	Comments
Field Goals Made in a Game by Conference						
Aidyn Albright	Horizon	6A	19	2016-2017	Maryvale	
Jahii Carson	Mesa	5A	25	2010-2011	Brophy	
Cameron Forte	McClintock	4A	27	2010-2011	Combs	
Anthony Gaxiola	Tanque Verde	3A	23	2017-2018	Valley Union	
Corey Hawkins	Estrella Foothills	3A	23	2009-2010	Chino Valley	
B.J. Burries	Globe	2A	23	2018-2019	Desert Christian	
Jay Edwards	Joseph City	1A	22	2020-2021	St. Michael	
Joseph Strunk	Rancho Solano Prep	1A	22	2014-2015	Thunderbird Adventist Academy	

Player Name	School	Conference	Record	Year/Season	Comments
-------------	--------	------------	--------	-------------	----------

	Most Field Goals Made in a Season					
1	Cameron Forte	McClintock	4A	423	2010-2011	
2	Corey Hawkins	Estrella Foothills	3A	411	2009-2010	
3	B.J. Burries	Globe	2A	353	2018-2019	
4	Porter Caldwell	Snowflake	3A	334	2002-2003	
5	Corey Hawkins	Estrella Foothills	3A	330	2008-2009	
6	Taylor Rohde	Pinnacle	5A D2	326	2007-2008	
7	Alex Carnes	Phoenix Christian	2A	324	2007-2008	
8	Tristan Wilson	Apollo	4A D1	314	2005-2006	
9	Nico Manion	Pinnacle	6A	310	2018-2019	
10	Porter Caldwell	Snowflake	3A	305	2001-2002	Junior
T11	Dorian Pickens	Pinnacle	D1	300	2013-2014	
T11	Terell Stoglin	Santa Rita	4A D2	300	2019-2010	

Player Name	School	Conference	Record	Year/Season	Comments
Most Field Goals Made in a Season by Conference					
Nico Manion	Pinnacle	6A	310	2018-2019	
Taylor Rohde	Pinnacle	5A D2	326	2007-2008	
Cameron Forte	McClintock	4A	423	2010-2011	
Corey Hawkins	Estrella Foothills	3A	411	2009-2010	
B.J. Burries	Globe	2A	353	2018-2019	
Joey Bankston	Grand Canyon	1A	294	2013-2014	

	Player Name	School	Conference	Record	Year/Season	Comments
	Most Field Goals Made in a Career					
1	Corey Hawkins	Estrella Foothills	3A	1,142	2006-2010	4 Years
2	B.J. Burries	Globe	D4/3A/2A	1,073	2015-2019	4 Years
3	Daniel Bejarano	North	5A D2/5A D1	961	2006-2010	4 Years
4	Porter Caldwell	Snowflake	3A	892	2000-2003	4 Years
5	Taylor Rohde	Pinnacle	4A/4A D1/5A D2	839	2004-2008	4 Years
6	Dorian Pickens	Pinnacle	5A D2/5A D1/D1	818	2010-2014	4 Years
7	Jeffrey Rhymes	Shadow Mountain	D2	783	2012-2016	4 Years
8	Mason Berges	Blue Ridge	D3/3A	754	2014-2018	4 Years
T9	Tim Derkson	Amphitheater	4A D2/D2	726	2008-2012	4 Years
T9	Royce Woolridge	Sunnyslope	4A D2/4A D1	726	2006-2010	4 Years

Player Name	School	Conference	Record	Year/Season	Comments
Field Goals Made in a Career by Conference					
Nico Mannion	Pinnacle	6A	711	2015-2019	4 Years
Daniel Bejarano	North	5A	961	2004-2008	4 Years
Taylor Rohde	Pinnacle	4A	839	2010-2011	4 Years
Corey Hawkins	Estrella Foothills	3A	1,142	2006-2010	4 Years
Aloysius Case	San Carlos	2A	664	2014-2018	4 Years
Joey Bankston	Grand Canyon	1A	692	2010-2014	4 Years

	Player Name	School	Conference	Record	Year/Season	Opponent	Comments
	Most Field Goals Attempted in a Game						
1	Joseph Strunk	Rancho Solano Prep	D4	48	2014-2015	Thunderbird Adventist Academy	
2	Tyshon Banks	Santa Cruz Valley	D3	47	2014-2015	Florence	
3	Lawrence Westbrook	Chandler	5A	45	2004-2005	Mesquite	
4	Joseph Orozco	Tolleson	D1	44	2013-2014	Maryvale	
5	David Larrabee	River Valley	D4	43	2015-2016	Sedona Red Rock	
6	Lawrence Westbrook	Chandler	5A	42	2004-2005	Desert Mountain	
T7	Joseph Strunk	Rancho Solano Prep	D4	41	2014-2015	Joy Christian	
T7	Josh Ehlers	Valley Lutheran	1A	41	2006-2007	Verde Valley	
T9	Devion Makres	Academy of Tucson	1A	40	2018-2019	PDSD	
T9	George Leftrich	Tonopah Valley	2A	40	2007-2008	Bourgade Catholic	

Player Name	School	Conference	Record	Year/Season	Opponent	Comments
Field Goals Attempted in a Game by Conference						
Stone Braveheart	Kofa	6A	36	2019-2020	Imperial (CA)	
Lawrence Westbrook	Chandler	5A	45	2004-2005	Mesquite	
Nathan Calmese	Mesquite	4A	34	2019-2020	Moon Valley	
Tyshon Banks	Santa Cruz Valley	3A	47	2014-2015	Florence	
Joseph Strunk	Rancho Solano Prep	2A	48	2014-2015	Thunderbird Adventist Academy	
Josh Ehlers	Valley Lutheran	1A	41	2006-2007	Verde Valley	

Player Name	School	Conference	Record	Year/Season	Comments
Most Field Goals Attempted in a Season					

1	Cameron Forte	McClintock	4A	765	2010-2011	
2	Corey Hawkins	Estrella Foothills	3A	730	2009-2010	
3	David Larrabee	River Valley	D4	700	2015-2016	
4	Porter Caldwell	Snowflake	3A	684	2002-2003	
5	Tristan Wilson	Apollo	4A D1	654	2005-2006	
6	Porter Caldwell	Snowflake	3A	648	2001-2002	Junior
7	Lawrence Westbrook	Chandler	5A	640	2004-2005	
8	Royce Woolridge	Sunnyslope	4A D1	611	2009-2010	
T9	Bryan Rhymes	Carl Hayden	5A D2	610	2008-2009	
T9	Christian Polk	Deer Valley	5A D2	610	2005-2006	
11	Nico Manion	Pinnacle	6A	608	2018-2019	
12	Markus Howard	Perry	D1	608	2014-2015	

Player Name	School	Conference	Record	Year/Season	Comments
Most Field Goals Attempted in a Season by Conference					
Nico Manion	Pinnacle	6A	608	2018-2019	
Lawrence Westbrook	Chandler	5A	640	2004-2005	
Cameron Forte	McClintock	4A	765	2010-2011	
Corey Hawkins	Estrella Foothills	3A	730	2009-2010	
David Larrabee	River Valley	2A	700	2015-2016	
Nick Rosquist	The Gregory School	1A	558	2015-2016	

	Player Name	School	Conference	Record	Year/Season	Comments
	Most Field Goals Attempted in a Career					
1	Corey Hawkins	Estrella Foothills	3A	2,049	2006-2010	4 Years
2	Daniel Bejarano	North	5A D2/5A D1	1,926	2004-2008	4 Years
3	Matt Fields	Joseph City	D4/D5/1A	1,575	2014-2018	4 Years
4	Royce Woolridge	Sunnyslope	4A D2/4A D1	1,545	2006-2010	4 Years
5	Darrien Burnette	Blue Ridge	D3/3A	1,534	2015-2019	4 Years
6	Anthony Gaxiola	Tanque Verde	D2/4A	1,533	2014-2018	4 Years
7	Jalen House	Shadow Mountain	D2/4A	1,518	2015-2019	4 Years
8	Jake Klingler	Gilbert Classical	D4/2A	1,480	2015-2019	4 Years
9	Sean Potter	Show Low	D3	1,469	2011-2015	4 Years

Player Name	School	Conference	Record	Year/Season	Comments
Most Field Goals Attempted in a Career by Conference					
Aidyn Albright	Horizon	6A	1,434	2015-2019	4 Years
Daniel Bejarano	North	5A	1,926	2006-2010	4 Years
Royce Woolridge	Sunnyslope	4A	765	2006-2010	4 Years
Corey Hawkins	Estrella Foothills	3A	2,049	2006-2010	4 Years
Jake Klinger	Gilbert Classical	2A	1,480	2015-2019	4 Years
Matt Fields	Joseph City	1A	1,575	2014-2018	4 Years

Player Name	School	Conference	Record	Year/Season	Opponent	Comments
Three-Point Field Goals Made in a Game						
1	Jake Taylor	Trivium Prep	2A	15	2019-2020	North Pointe Prep
T2	Smiley Contreras	Pueblo	4A	14	2001	Buena
T2	Corey Hawkins	Estrella Foothills	3A	14	2009-2010	Chino Valley
4	Hayden Kinlichee	Holbrook	3A	13	2016-2017	Stafford

Player Name	School	Conference	Record	Year/Season	Opponent	Comments
Three-Point Field Goals Made in a Game by Conference						
Aidyn Albright	Horizon	6A	11	2016-2017	Boulder Creek	Sophomore
Aidyn Albright	Horizon	6A	11	2016-2017	Hamilton	Sophomore
Kino Bellinger	Buena	5A	11	2017-2018	Douglas	
Smiley Contreras	Pueblo	4A	14	2000-2001	Buena	
Corey Hawkins	Estrella Foothills	3A	14	2009-2010	Chino Valley	
Jake Taylor	Trivium Prep	2A	15	2019-2020	North Pointe Prep	
Cody Hulsey	Joseph City	1A	10	2002	Peach Springs Mountain Music	

Player Name	School	Conference	Record	Year/Season	Comments
Three-Point Field Goals Made in a Season					
1	Porter Caldwell	Snowflake	3A	153	2002-2003
T2	Jordan Weir	Bradshaw Mountain	4A	130	2008-2009
T2	Nick Harrison	Coolidge	3A	130	2018-2019
4	Levi Lopez	St. Mary's	5A	125	2001-2002
5	Porter Caldwell	Snowflake	3A	124	2001-2002
6	Corey Hawkins	Estrella Foothills	3A	120	2009-2010
7	Jake Plouck	Empire	3A	118	2016-2017

8	Chris Craig	Horizon		117	1998-1999	
T9	Diquan Hubbard	Dysart	D2	116	2012-2013	
T9	Jake Taylor	Trivium Prep	2A	116	2019-2020	
11	B.J. Burries	Globe	2A	115	2018-2019	
12	Mark Murphy	Moon Valley		114	1994-1995	Junior
13	Tommy Roberts	Trivium Prep	2A	112	2017-2018	

Player Name	School	Conference	Record	Year/Season	Comments
Three-Point Field Goals Made in a Season by Conference					
Aidyn Albright	Horizon	6A	106	2016-2017	Sophomore
Levi Lopez	St. Mary's	5A	125	2001-2002	
Jordan Weir	Bradshaw Mountain	4A	130	2008-2009	
Porter Caldwell	Snowflake	3A	153	2002-2003	
Jake Taylor	Trivium Prep	2A	116	2019-2020	
Isaiah Savoury	North Valley Christian	1A	107	2019-2020	

	Player Name	School	Conference	Record	Year/Season	Comments
	Three-Point Field Goals Made in a Career					
1	Randy Youtsey	Coolidge	3A	454	1998-2002	4 Years
2	B.J. Burries	Globe	2A	385	2015-2019	4 Years
3	Porter Caldwell	Snowflake	3A	344	2000-2003	4 Years
4	Andrew Reyna	St. Augustine	D4/D5/2A	334	2014-2018	4 Years
5	Daniel Bejerano	North	5A	333	2006-2010	4 Years
6	Corey Hawkins	Estrella Foothills	3A	328	2006-2010	4 Years
7	Kino Bellinger	Buena	D2/5A	320	2015-2019	4 Years
8	Jordan Weir	Bradshaw Mountain	4A	317	2006-2009	3 Years
9	Zach Hobbs	Mesa	6A	315	2016-2019	3 Years
10	Levi Lopez	St. Mary's	5A	306	2000-2004	4 Years
11	Grant Plouck	Empire	D2/D3	299	2012-2016	4 Years
12	Justin Salzwedel	Arizona Lutheran	2A	294	2002-2006	4 Years
13	Aidyn Albright	Horizon	5A	273	2015-2019	4 Years
14	Marco Morales	Chandler	5A/D1	249	2010-2013	3 Years
15	Trent Brown	Pinnacle	6A	235	2015-2019	4 Years
16	Latrell Kinlicheenie	Joseph City	1A	233	2016-2020	4 Years
17	Mark Murphy	Moon Valley	4A	227	1993-1996	3 Years
18	Drew Marten	Arizona Lutheran	2A	226	2015-2019	4 Years

Player Name	School	Conference	Record	Year/Season	Comments
Three-Point Field Goals Made in a Career by Conference					
Aidyn Albright	Horizon	6A	315	2015-2019	4 Years
Daniel Bejerano	North	5A	333	2006-2010	4 Years
Jordan Weir	Bradshaw Mountain	4A	317	2006-2009	4 Years
Randy Youtsey	Coolidge	3A	454	1998-2002	4 Years
Andrew Reyna	St. Augustine	2A	334	2009-2013	4 Years
Latrell Kinlicheenie	Joseph City	1A	107	2016-2020	4 Years

	Player Name	School	Conference	Record	Year/Season	Opponent	Comments
	Three-Point Field Goals Attempted in a Game						
1	Jake Taylor	Trivium Prep	2A	29	2019-2020	North Pointe Prep	
2	Jeremy Perry	PDSD	1A	26	1994-1995	CSD Riverside (CA)	
3	Jordan Moody	Scottsdale Christian	2A	25	2019-2020	Ciero Prep	
T4	Jordan Moody	Scottsdale Christian	2A	24	2019-2020	Sedona Red Rock	
T4	Reo Larson	St. David	1A	24	2018-2019	Immaculate Heart	
6	Diquan Hubbard	Dysart	5A	23	2012-2013	Catalina Foothills	
T7	Isaac Monroe	Peoria	4A	22	2018-2019	Estrella Foothills	
T7	Joseph Orozco	Tolleson	D1	22	2013-2014	Maryvale	
T7	Aidyn Albright	Horizon	6A	22	2016-2017	Hamilton	Sophomore
T7	Chase Verdugo	Walden Grove	4A	22	2017-2018	Desert View	
T7	Tommy Roberts	Trivium Prep	2A	22	2018-2019	Leading Edge Academy	

Player Name	School	Conference	Record	Year/Season	Opponent	Comments
Three-Point Field Goals Attempted in a Game by Conference						
Aidyn Albright	Horizon	6A	22	2016-2017	Hamilton	Sophomore
Diquan Hubbard	Dysart	D2	23	2012-2013	Catalina Foothills	
Isaac Monroe	Peoria	4A	22	2018-2019	Estrella Foothills	
Corey Hawkins	Estrella Foothills	3A	21	2009-2010	Chino Valley	
Jake Taylor	Trivium Prep	2A	29	2019-2020	North Pointe Prep	
Jeremy Perry	PDSD	1A	26	1994-1995	CSD Riverside (CA)	

	Player Name	School	Conference	Record	Year/Season	Comments
	Three-Point Field Goals Attempted in a Season					
1	Diquan Hubbard	Dysart	D2	377	2012-2013	
2	Jack Plouck	Empire	3A	323	2009-2010	
3	Aidyn Albright	Horizon	6A	319	2016-2017	Sophomore
4	Julian Kmak	Empire	5A	317	2019-2020	
5	Jake Taylor	Trivium Prep	2A	307	2019-2020	
6	J.D. Feagles	Horizon	5A	297	2019-2020	

Player Name	School	Conference	Record	Year/Season	Comments
Three-Point Field Goals Attempted in a Season by Conference					
Aidyn Albright	Horizon	6A	319	2016-2017	Sophomore
Julian Kmak	Empire	5A	317	2019-2020	
Diquan Hubbard	Dysart	D2	377	2012-2013	
Jack Plouck	Empire	3A	323	2016-2017	
Jake Taylor	Trivium Prep	2A	307	2019-2020	
Payce Mortensen	Williams	1A	288	2016-2017	

	Player Name	School	Conference	Record	Year/Season	Comments
	Three-Point Field Goals Attempted in a Career					
1	Aidyn Albright	Horizon	5A	932	2015-2019	4 Years
2	Kino Bellinger	Buena	D2/5A	899	2015-2019	4 Years
3	Daniel Bejerano	North	5A	853	2006-2010	4 Years
4	Jack Plouck	Empire	D2/D3/3A	838	2014-2018	4 Years
5	Andrew Reyna	St. Augustine	D4/D5/2A	802	2014-2018	4 Years
6	Latrell Klinicheenie	Joseph City	1A	774	2016-2020	4 Years
7	Payce Mortensen	Williams	D4/D5/1A	737	2014-2018	4 Years
8	Nick Johnson	Phoenix Christian	D4/2A	735	2009-2013	4 Years
9	Marcus Wheeler	Thunderbird	4A/D2	734	2008-2012	4 Years

Player Name	School	Conference	Record	Year/Season	Comments
Three-Point Field Goals Attempted in a Career by Conference					
Aidyn Albright	Horizon	6A	932	2015-2019	4 Years
Kino Bellinger	Buena	5A	899	2015-2019	4 Years
Marcus Wheeler	Thunderbird	4A	734	2008-2012	4 Years
Jack Plouck	Empire	3A	838	2014-2018	4 Years
Andrew Ryena	St. Augustine	2A	802	2014-2018	4 Years
Lattrell Kinlicheerie	Joseph City	1A	774	2016-2020	4 Years

	Player Name	School	Conference	Record	Year/Season	Opponent	Comments
	Free Throws Made in a Game						
T1	Randy Williams	Bowie	1A	25	1977	Patagonia	
T1	Travis Hice	Antelope	2A	25	1997	Calipatria, Ca	
T1	Royce Woolridge	Sunnyslope	4A D1	25	2008-2009	Shadow Mountain	
T4	Bill Demory	Cortez	5A	24	1969	St. Mary's	
T4	Andrew Ekmark	Phoenix Country Day	D4	24	2015-2016	Coronado	
T4	B.J. Burries	Globe	2A	24	2015-2016	Florence	
T4	B.J. Burries	Globe	2A	24	2018-2019	San Manuel	
8	Jordan Nicholds	Gilbert	D1	23	2016	Dobson	
T9	Addison Mort	The Gregory School	1A	22	2017-2018	Tanque Verde	
T9	Montez White	Shadow Ridge	D2	22	2013-2014	Williams Field	
T9	Dewayne Russell	Peoria	4A D1	22	2009-2010	Raymond S. Kellis	
T9	Jahii Carson	Mesa	5A	22	2010-2011	Tucson	
T9	Brandon Hawkins	Estrella Foothills	3A	22	2008	Payson	

Player Name	School	Conference	Record	Year/Season	Opponent	Comments
Free Throws Made in a Game by Conference						
Saben Lee	Corona del Sol	6A	19	2016-2017	Cesar Chavez	
Bill Demory	Cortez	5A	24	1969	St. Mary's	
Royce Woolridge	Sunnyslope	4A	25	2008-2009	Shadow Mountain	
Brandon Hawkins	Estrella Foothills	3A	22	2008	Payson	
Travis Hice	Antelope	2A	25	1997	Calipatria, Ca	
Randy Williams	Bowie	1A	25	1977	Patagonia	

	Player Name	School	Conference	Record	Year/Season	Comments
	Free Throws Made in a Season					
1	B.J. Burries	Globe	2A	266	2018-2019	

2	Jahii Carson	Mesa	5A	245	2010-2011	
3	Mike Bibby	Shadow Mountain	5A	709	1995-1996	
4	Dewayne Russell	Peoria	D2	236	2011-2012	
5	B.J. Burries	Globe	D4	223	2015-2016	
6	Montez White	Shadow Ridge	D2	217	2013-2014	
7	Jahii Carson	Mesa	5A	216	2010-2011	
T8	Michael Perez	Pueblo	4A D1	215	2009-2010	
T8	Corey Hawkins	Estrella Foothills	3A	210	2009-2010	
10	Andrew Ekmark	Phoenix Country Day	D4	207	2015-2016	
11	Royce Woolridge	Sunnyslope	4A D1	202	2009-2010	

Player Name	School	Conference	Record	Year/Season	Comments
Free Throws Made in a Season by Conference					
Nico Mannion	Pinnacle	6A	201	2018-2019	
Jahii Carson	Mesa	5A	245	2010-2011	
Dewayne Russell	Peoria	4A	236	2011-2012	
Corey Hawkins	Estrella Foothills	3A	210	2009-2010	
B.J. Burries	Globe	2A	266	2018-2019	
Addison Mort	The Gregory School	1A	173	2017-2018	

	Player Name	School	Conference	Record	Year/Season	Comments
	Free Throws Made in a Career					
1	B.J. Burries	Globe	D4/3A/2A	856	2015-2019	4 Years
2	Jahii Carson	Mesa/Mountain Pointe	5A	751	2007-2011	4 Years
3	Mike Bibby	Shadow Mountain	5A	709	1992-1996	4 Years
4	Dewayne Russell	Peoria	4A D1/4A D2	705	2008-2012	4 Years
5	Corey Hawkins	Estrella Foothills	3A	533	2006-2010	4 Years
6	Ethan Esch	Sandra Day O'Connor	5A/5A D2/4A D1	529	2004-2008	4 Years
7	Andrew Ekmark	Phoenix Country Day	D4	523	2012-2016	4 Years
8	Connor Verdugo	Walden Grove	D3/4A	512	2014-2018	4 Years

Player Name	School	Conference	Record	Year/Season	Comments
Free Throws Made in a Career by Conference					
Nico Mannion	Pinnacle	6A	457	2015-2019	4 Years
Jahii Carson	Mesa/Mountain Pointe	5A	751	2007-2011	4 Years
Dewayne Russell	Peoria	4A	705	2008-2012	4 Years
Corey Hawkins	Estrella Foothills	3A	533	2006-2010	4 Years
B.J. Burries	Globe	2A	856	2015-2019	4 Years
Addison Mort	The Gregory School	1A	422	2014-2018	4 Years

Player Name	School	Conference	Record	Year/Season	Opponent	Comments
Free Throws Attempted in a Game						
1	Samuel Baker	Desert Christian	2A	32	2017-2018	Miami
2	B.J. Burries	Globe	D4	31	2015-2016	Florence
3	Andrew Ekmark	Phoenix Country Day	D4	31	2015-2016	Coronado
4	Royce Woolridge	Sunnyslope	4A	30	2008-2009	Shadow Mountain
T5	Dewayne Russell	Peoria	4A D1	29	2009-2010	Raymond S. Kellis
T5	Randy Williams	Bowie	1A	29	1977	Patagonia
T7	Addison Mort	The Gregory School	1A	28	2017-2018	Tanque Verde
T7	Francisco German	PDSD	1A	28	2008-2009	Thunderbird Adventist Academy
T9	Robert Santos	Coronado	D2	27	2013-2014	Apache Junction
T9	B.J. Burries	Globe	2A	27	2018-2019	San Manuel
T11	Brandon Hawkins	Estrella Foothills	3A	26	2007-2008	Payson
T11	John Bailey	Dobson	5A D1	26	2008-2009	Cesar Chavez
T11	Montez White	Shadow Ridge	D2	26	2013-2014	Williams Field
T11	Andrew Ekmark	Phoenix Country Day	D4	26	2015-2016	American Leadership Queen Creek

Player Name	School	Conference	Record	Year/Season	Opponent	Comments
Free Throws Attempted in a Game by Conference						
Nikc Jackson	Sunnyside	6A	21	2016-2017	Flowing Wells	
John Bailey	Dobson	5A	26	2008-2009	Cesar Chavez	
Royce Woolridge	Sunnyslope	4A	30	2008-2009	Shadow Mountain	
Brandon Hawkins	Estrella Foothills	3A	26	2007-2008	Payson	
Samuel Baker	Desert Christian	2A	32	2017-2018	Miami	
Addison Mort	The Gregory School	1A	28	2017-2018	Tanque Verde	
Randy Williams	Bowie	1A	29	1977	Patagonia	

Player Name	School	Conference	Record	Year/Season	Comments
Free Throws Attempted in a Season					

1	Jahii Carson	Mesa	5A	313	2010-2011	
2	Dewayne Russell	Peoria	D2	304	2011-2012	
3	Montez White	Shadow Ridge	D2	302	2013-2014	
T4	Cameron Forte	McClintock	4A	301	2010-2011	
T4	B.J. Burries	Globe	2A	301	2018-2019	
6	Talbott Denny	Salpointe Catholic	D2	299	2011-2012	
7	Corey Hawkins	Estrella Foothills	3A	289	2009-2010	
8	Jahii Carson	Mesa	5A	286	2008-2009	
9	Andrew Ekmark	Phoenix Country Day	D4	285	2015-2016	
10	Kraig Shirley	Winslow	3A	283	2010-2011	

Player Name	School	Conference	Record	Year/Season	Comments
Free Throws Attempted in a Season by Conference					
Nico Mannion	Pinnacle	6A	237	2018-2019	
Jahii Carson	Mesa	5A	313	2010-2011	
Dewayne Russell	Peoria	4A	304	2011-2012	
Corey Hawkins	Estrella Foothills	3A	289	2009-2010	
B.J. Burries	Globe	2A	301	2018-2019	
Addison Mort	The Gregory School	1A	219	2017-2018	

Player Name	School	Conference	Record	Year/Season	Comments
Free Throws Attempted in a Career					
1	B.J. Burries	Globe	D4/3A/2A	1,019	2015-2019
2	Jahii Carson	Mesa	5A	971	2007-2011
3	Dewayne Russell	Peoria	4A	930	2008-2012
4	Ethan Esch	Sandra Day O'Connor	5A/5A D2/4A D1	728	2004-2008
5	Andrew Ekmark	Phoenix Country Day	2A	721	2012-2016
6	Corey Hawkins	Estrella Foothills	3A	717	2006-2010
7	Jeffrey Rhymes	Shadow Mountain	D2	703	2012-2016
8	Conner Verdugo	Walden Grove	D3/4A	686	2014-2018
9	Holland Woods	Apollo	D1/D2/5A	682	2013-2017
10	Mason Berges	Blue Ridge	D3/3A	660	2014-2018

Player Name	School	Conference	Record	Year/Season	Comments
Free Throws Attempted in a Career by Conference					
Nico Mannion	Pinnacle	6A	555	2015-2019	4 Years
Jahii Carson	Mountain Pointe/Mesa	5A	971	2007-2011	4 Years
Dewayne Russell	Peoria	4A	930	2008-2012	4 Years
B.J. Burries	Globe	3A	1,019	2015-2019	4 Years
Andrew Ekmark	Phoenix Country Day	2A	721	2012-2016	4 Years
Francisco German	PDSO	1A	640	2007-2011	4 Years

Player Name	School	Conference	Record	Year/Season	Comments
Consecutive Free Throws Made					
1	Mason Stark	Marcos de Niza	4A	46	2016
T2	David James	Apache Junction	4A	43	1981-1982
T2	Saul Bookman	Marcos de Niza	5A	43	1996
4	Travis Hice	Antelope	2A	40	1997
5	Scott Larsen	Lake Havasu		38	1981-1982
6	Chris Carlos	Chaparral		35	1985
7	David Michaelson	Scottsdale		34	1976
8	Brian McCusker	Trevor Browne		31	1975-1976
T9	Ron Barr	Arcadia		30	1965
T9	Larry Diffie	Flowing Wells		30	1969
T9	Gary Allen	Rincon		30	1972
T9	Joe Campbell	Seligman	1A	30	1975
T9	Danny Olsen	Holbrook		30	1977

Player Name	School	Conference	Record	Year/Season	Opponent	Comments
Rebounds in a Game						
1	Carl Russell	McNary	1A	48	1973	Salome
2	Carl Russell	McNary	1A	43	1973	Mayer
T3	Dave Davis	San Simon		41	1972	Valley Union
T3	Ray Mason	Maricopa		41	1976	Pima
T5	Brian Jung	Canyon del Oro	4A	39	1973	Marana
T5	Rory Laney	Clifton	2A	39	1974	Fort Thomas
T5	Robert Reischl	Tombstone		39	1977	Nogales
T8	Steve Miller	Gilbert	3A	38	1964	Apache Junction
T8	Willie Scroggins	Safford		38	1972	Cholla

T10	Ralph Miller	Agua Fria	3A	37	1965	Tolleson	
T10	Charles Gosa	Phoenix Union	5A	37	1973	North	
12	Andy Heinz	Peoria		36	1967	Phoenix Christian	
T13	Steve Miller	Gilbert	3A	35	1964	Phoenix Christian	
T13	Gerhard Schreur	North		35	1966	Pueblo	
T13	Doug Cox	Superior		35	1975	Ray	
T13	Doug Cox	Superior		35	1975	Payson	
17	Sean Sweeny	Empire	3A	34	2010-2011	San Miguel	
18	Tyler Chinyere	Kingman Academy	3A	32	2018-2019	Kingman	
19	Troy Stanley	Fort Thomas	1A	31	2007-2008	Cibique	

Player Name	School	Conference	Record	Year/Season	Opponent	Comments
Rebounds in a Game by Conference						
Zereoue Williams	Mountain Pointe	6A	27	2020-2021	Queen Creek	
Charles Gosa	Phoenix Union	5A	37	1973	North	
Brian Jung	Canyon del Oro	4A	39	1973	Marana	
Steve Miller	Gilbert	3A	35	1964	Phoenix Christian	
Rory Laney	Clifton	2A	39	1974	Fort Thomas	
Carl Russell	McNary	1A	48	1973	Salome	

	Player Name	School	Conference	Record	Year/Season	Comments
	Rebounds in a Season					
1	Carl Russell	McNary	1A	715	1972-1973	
2	Jim Deathrage	Blue Ridge	2A	588	1963-1964	
3	Ray Mason	Maricopa		553	1975-1976	
T4	Ralph Miller	Agua Fria	3A	512	1964-1965	
T4	Claude Renfro	Winslow	4A	512	1978-1979	
6	Carter Aby	Combs	D3	508	2014-2015	
7	Willie Scroggins	Safford		499	1971-1972	
8	Mike Bowling	Agua Fria	3A	494	1966-1967	
9	Darice Enos	Maricopa		480	1966-1967	
T10	Steve Malovic	Alhambra		475	1973-1974	
T10	Rory Laney	Clifton		475	1973-1974	Junior
T12	Dennis McKeen	Tombstone		467	1970-1971	
T12	Robert Reischl	Tombstone		467	1977-1978	
14	Gerhard Schreur	North		452	1965-1966	
15	Rory Laney	Clifton		450	1972-1973	Sophomore
16	Sean Flannery	Salpointe		448	1991-1992	
17	Mark Wasley	North		440	1968-1969	
18	Alan Williams	North	5A1	437	2010-2011	
18	Mark Alarie	Brophy		433	1981-1982	
19	Mark Jung	Canyon del Oro		432	1977-1978	

Player Name	School	Conference	Record	Year/Season	Comments
Rebounds in a Season by Conference					
Osasere Ighodaro	Desert Vista	6A	329	2019-2020	
Steve Malovic	Alhambra	5A	475	1973-1974	
Claude Renfro	Winslow	4A	512	1978-1979	
Ralph Miller	Agua Fria	3A	512	1964-1965	
Jim Deathrage	Lakeside Blue Ridge	2A	588	1963-1964	
Carl Russell	McNary	1A	715	1972-1973	

	Player Name	School	Conference	Record	Year/Season	Comments
	Rebounds in a Career					
1	Rory Laney	Clifton	2A	1,575	1971-1975	4 Years
2	Doug Cox	Superior		1,479	1971-1975	4 Years
3	Sean Flannery	Salpointe	5A	1,394	1988-1992	4 Years
4	Brian Jung	Canyon del Oro	4A	1,311	1971-1975	4 Years
5	Danny Smith	Safford		1,215	1969-1973	4 Years
T6	Tod Plotts	Chaparral		1,210	1975-1978	3 Years
T6	Dennis Griffin	Thatcher		1,210	1987-1991	4 Years
8	Matt Barney	Safford	3A	1,203	1972-1976	4 Years
9	Steve Malovic	Alhambra		1,188	1970-1974	4 Years
10	Daniel Bejarno	North	5A D2/5A D1	1,098	2006-2010	4 Years
11	Joey Bankston	Grand Canyon	1A	1,088	2010-2014	4 Years
12	Devirous Johnson	Chandler	5A	1,081	2006-2010	4 Years
13	Neil Henry	Sahuaro		1,078	1969-1972	3 Years
14	Pablo Rivas	Cesar Chavez	5A D1/D1	1,060	2010-2014	4 Years
15	Mark Jung	Canyon del Oro		1,060	1975-1978	3 Years

16	Taylor Rohde	Pinnacle	5A	1,034	2004-2008	4 Years
17	Tim Derksen	Amphitheater	4A D2/D2	1,029	2008-2012	4 Years
18	Mark Alarie	Brophy		1,025	1979-1982	3 Years
19	Tracy Colins	Carl Hayden		1,005	1984-1988	4 Years

Player Name	School	Conference	Record	Year/Season	Comments
Rebounds in a Career by Conference					
Juhlawnei Stone	Dobson	6A	680	2017-2020	3 Years
Sean Flannery	Salpointe	5A	1,394	1988-1992	4 Years
Brian Jung	Canyon del Oro	4A	1,311	1971-1975	4 Years
Matt Barney	Safford	3A	1,203	1972-1976	4 Years
Rory Laney	Clifton	2A	1,575	1971-1975	4 Years
Joey Bankston	Grand Canyon	1A	1,088	2010-2014	4 Years

	Player Name	School	Conference	Record	Year/Season	Opponent	Comments
	Offensive Rebounds in a Game						
1	Aiden Tebou	Santa Rita	2A	21	2018-2019	Globe	
2	Garrett Sonke	Valley Union	1A	19	2017-2018	Bowie/San Simon	
3	Sean Sweeny	Empire	3A	18	2010-2011	San Miguel	
T4	James Mayberry	St. David	1A	17	2017-2018	Academy of Tucson	
T4	Jayvon Kimbrough	Youngker	4A	17	2018-2019	Poston Butte	
T4	Stone Braveheart	Kofa	6A	17	2019-2020	Amphitheater	
T7	T.K. Edogi	Valley Vista	5A	16	2011-2012	Millennium	
T7	Daniel Callendar	Yuma Catholic	3A	16	2016-2017	Buckeye	
T9	Zereoue Williams	Mountain Pointe	6A	15	2020-2021	Queen Creek	
T9	William Cole	Cesar Chavez	5A D1	15	2007-2008	Mountain Pointe	
T9	Nathaniel Merrill	Telesis Prep		15	2008-2009	Northland Prep	
T9	Sean Sweeny	Empire	3A	15	2010-2011	Willcox	
T9	Victor Barajas	Patagonia	1A	15	2018-2019	Academy of Tucson	

Player Name	School	Conference	Record	Year/Season	Opponent	Comments
Offensive Rebounds in a Game by Conference						
Stone Braveheart	Kofa	6A	17	2019-2020	Amphitheater	
T.K. Edogi	Valley Vista	5A	16	2011-2012	Millennium	
Jayvon Kimbrough	Youngker	4A	17	2018-2019	Poston Butte	
Sean Sweeny	Empire	3A	18	2010-2011	San Miguel	
Aiden Tebou	Santa Rita	2A	21	2018-2019	Globe	
Garrett Sonke	Valley Union	1A	19	2017-2018	Bowie/San Simon	

	Player Name	School	Conference	Record	Year/Season	Comments
	Offensive Rebounds in a Season					
T1	Sean Sweeny	Empire	3A	192	2010-2011	
T1	Jackson Jessop	Show Low	D3	192	2013-2014	
3	Kailee Moore	Coolidge	3A	190	2018-2019	
4	Alan Williams	North	5A D1	188	2010-2011	
4	Cashyn Murray	St. David	1A	172	2012-2013	
T5	Nick Streff	Horizon	5A D2	165	2007-2008	
T5	Jared Perry	Paradise Honors	2A	165	2017-2018	
T7	Stone Braveheart	Kofa	6A	163	2019-2020	
T7	Byron Wahl	St. Johns	2A	163	2008-2009	
9	Dominic Nicholas	Glendale	4A	162	2005-2006	

Player Name	School	Conference	Record	Year/Season	Comments
Offensive Rebounds in a Season by Conference					
Stone Braveheart	Kofa	6A	163	2019-2020	
Alan Williams	North	5A	188	2010-2011	
Dominic Nicholas	Glendale	4A	162	2005-2006	
Sean Sweeny	Empire	3A	192	2010-2011	
Jackson Jessop	Show Low	D3	192	2013-2014	
Jared Perry	Paradise Honors	2A	165	2017-2018	
Cashyn Murray	St. David	1A	172	2012-2013	

	Player Name	School	Conference	Record	Year/Season	Comments
	Offensive Rebounds in a Career					
1	Devirous Johnson	Chandler	5A D1	450	2006-2010	4 Years
2	Tim Derksen	Amphitheater	4A D2/D2	409	2008-2012	4 Years
3	Jackson Jessop	Show Low	3A/D3	399	2010-2014	4 Years
4	Daniel Callendar	Yuma Catholic	D3/D4/3A	375	2013-2017	4 Years
5	Victor Barajas	Patagonia	1A	373	2015-2019	4 Years

T6	Corey Hawkins	Estrella Foothills	3A	362	2006-2010	4 Years
T6	Joey Bankston	Grand Canyon	1A	362	2010-2014	4 Years
8	Taylor Rohde	Pinnacle	4A/4A D1/5A D2	355	2004-2008	4 Years
T9	Pablo Rivas	Cesar Chavez	5A D1/D1	354	2010-2014	4 Years
T9	Koby Smith	Joseph City	D4/D5	354	2012-2016	4 Years

Player Name	School	Conference	Record	Year/Season	Comments
Offensive Rebounds in a Career by Conference					
Tyree Tyler	Skyline	6A	286	2016-2010	4 Years
Devirous Johnson	Chandler	5A	450	2006-2010	4 Years
Tim Derksen	Amphitheater	4A	409	2008-2012	4 Years
Jackson Jessop	Show Low	3A	399	2010-2014	4 Years
Paris Oliver	Westwind Prep	2A	346	2008-2011	3 Years
Victor Barajas	Patagonia	1A	373	2015-2019	4 Years

	Player Name	School	Conference	Record	Year/Season	Opponent	Comments
	Defensive Rebounds in a Game						
1	Daniel Parker	Joseph City	1A	27	1996-1997	Seligman	
2	Ethan Spry	Scottsdale Christian	2A	25	2018-2019	Santa Cruz Valley	
T3	Daxton Wirth	Trivium Prep	D4	22	2007-2008	Phoenix Christian	
T3	Garrett Sonke	Valley Union	1A	22	2017-2018	Immaculate Heart	
5	Troy Stanley	Fort Thomas	1A	21	2007-2008	Cibique	
T6	Hunter Ruck	Rancho Solano Prep	2A	20	2016-2017	Phoenix Christian	
T6	Greg Smith	Westwind Prep	2A	20	2008-2009	Gila Bend	
T6	Jeremy Verhagen	Florence	D3	20	2012-2013	Casa Grande	
T9	Aaron Anderson	Marana Mountain View	5A D2	19	2008-2009	Tucson	
T9	Nathan Merrill	Telesis Prep	Independent	19	2008-2009	Academy of Building Industries	
T9	Cameron Forte	McClintock	4A	19	2010-2011	Poston Butte	
T9	Carter Aby	Combs	3A	19	2014-2015	Show Low	
T9	Donovan Reagan	Betty Fairfax	5A	19	2017-2018	Independence	
T9	Trey Wood	Anthem Prep	1A	19	2017-2018	Gilbert Classical	
T9	Victor Barajas	Patagonia	1A	19	2018-2019	St. David	

Player Name	School	Conference	Record	Year/Season	Opponent	Comments
Defensive Rebounds in a Game by Conference						
Osasere Ighodaro	Desert Vista	6A	16	2019-2020	St. Mary's	
Kyle Harris	Boulder Creek	6A	16	2011-2012	Valley Vista	
Donovan Reagan	Betty Fairfax	5A	19	2017-2018	Independence	
Cameron Forte	McClintock	4A	19	2010-2011	Poston Butte	
Carter Aby	Combs	3A	19	2014-2015	Show Low	
Ethan Spry	Scottsdale Christian	2A	25	2018-2019	Santa Cruz Valley	
Daniel Parker	Joseph City	1A	27	1996-1997	Seligman	

	Player Name	School	Conference	Record	Year/Season	Comments
	Defensive Rebounds in a Season					
1	Carter Aby	Combs	3A	355	2014-2015	
2	Trey Wood	Anthem Prep	1A	314	2017-2018	
3	Victor Barajas	Patagonia	1A	272	2018-2019	
4	Joey Bankston	Grand Canyon	D4	268	2013-2014	
T5	Dominic Nicholas	Glendale	4A	267	2004-2005	
T5	Tim Derksen	Amphitheater	4A	267	2011-2012	
7	Miles Lightfoot	Gilbert Christian	2A	264	2017-2018	
8	Byron Wahl	St. Johns	2A	262	2008-2009	
T9	Michael Humphrey	Sunnyslope	D1	261	2013-2014	
T9	Pablo Rivas	Cesar Chavez	D1	261	2012-2013	

Player Name	School	Conference	Record	Year/Season	Comments
Defensive Rebounds in a Season by Conference					
Osasere Ighodaro	Desert Vista	6A	243	2019-2020	
Michael Humphrey	Sunnyslope	5A	261	2013-2014	
Dominic Nicholas	Glendale	4A	267	2004-2005	
Tim Derksen	Amphitheater	4A	267	2011-2012	
Carter Aby	Combs	3A	355	2014-2015	
Miles Lightfoot	Gilbert Christian	2A	264	2017-2018	
Trey Wood	Anthem Prep	1A	314	2017-2018	

Player Name	School	Conference	Record	Year/Season	Comments
	Defensive Rebounds in a Career				
1	Daniel Bejarno	North	5A D2/5A D1	752	2006-2010 4 Years

2	Pablo Rivas	Cesar Chavez	5A D1/D1	409	2008-2012	4 Years
3	Trey Wood	Anthem Prep	D4/1A	691	2015-2018	3 Years
4	Taylor Rohde	Pinnacle	4A/4A D1/5A D2	689	2004-2008	4 Years
5	Carter Aby	Combs	D3	676	2011-2015	4 Years
6	Jake Toolson	Highland	5A D1/D1	674	2010-2014	4 Years
7	Mason Berges	Blue Ridge	D3/3A	656	2014-2018	4 Years
8	Devirous Johnson	Chandler	5A D1	631	2006-2010	4 Years
9	Deion James	Empire	D3/D2	623	2011-2015	4 Years
10	Matt Fields	Joseph City	D4/D5/1A	621	2014-2018	4 Years

Player Name	School	Conference	Record	Year/Season	Comments
Defensive Rebounds in a Career by Conference					
Gabe McGlothan	Basha	6A	390	2014-2017	3 Years
Daniel Bejarno	North	5A	752	2006-2010	4 Years
Deion James	Empire	4A	623	2011-2015	4 Years
Carter Aby	Combs	3A	676	2011-2015	4 Years
Ethan Spry	Scottsdale Christian	2A	544	2015-2019	4 Years
Trey Wood	Anthem Prep	1A	691	2015-2018	3 Years

	Player Name	School	Conference	Record	Year/Season	Comments
	Rebounds Per Game in a Season					
1	Dennis Butler	Blue Ridge	2A	30	1966-1967	
2	Carl Russell	McNary	1A	27.5	1972-1973	
3	Dave Dannenberger	Kingman	4A	22.6	1970-2971	
4	Mark Wasley	North	5A	20	1968-1969	
5	Victor Barajas	Patagonia	1A	17.9	2018-2019	
6	Zion Henderson	Heritage Academy	2A	17.8	2018-2019	
7	Sean Sweeny	Empire	3A	16.4	2010-2011	
8	Alan Williams	North	5A D1	16.2	2010-2011	
9	Daryian Matthews	Dysart	4A	15.7	2019-2020	
10	Daxton Wirth	Trivium Prep	D4	15.6	2015-2016	
T11	Daisean Kirk	Arizona Charter Academemy	D4	15.5	2013-2014	
T11	Daxton Wirth	Trivium Prep	D4	15.5	2016-2017	
13	Trey Wood	Anthem Prep	1A	15.2	2017-2018	

Player Name	School	Conference	Record	Year/Season	Comments
Rebounds Per Game in a Season by Conference (16 Game Minimum)					
Stone Braveheart	Kofa	6A	12.4	2019-2020	
Mark Wasley	North	5A	20	1968-1969	
Dave Dannenberger	Kingman	4A	22.6	1970-2971	
Sean Sweeny	Empire	3A	16.4	2010-2011	
Dennis Butler	Blue Ridge	2A	30	1966-1967	
Carl Russell	McNary	1A	27.5	1972-1973	

	Player Name	School	Conference	Record	Year/Season	Comments
	Rebounds Per Game in a Career (50 Game Minimum)					
1	Trey Wood	Anthem Prep	1A	15.2	2015-2018	3 Years
2	Daryian Matthews	Dysart	4A	12.9	2017-2020	3 Years
T3	Cashyn Murray	St. David	1A	12.7	2012-2015	3 Years
T3	Donovan Hanna	ALA-Queen Creek	3A	12.7	2015-2017	2 Years
5	Jared Perry	Paradise Honors	2A	12.0	2016-2018	2 Years
6	Victor Barajas	Patagonia	1A	11.9	2015-2019	4 Years
7	Jeremy Verhagen	Florence	3A/D3	11.5	2010-2013	3 Years
8	Devonte Thornburg	McClintock	4A D1	11.4	2007-2009	2 Years
T9	Jake Zieler	St. Johns	D3/D4	11.3	2006-2010	4 Years
T9	Devirous Johnson	Chandler	5A D1	11.3	2006-2010	4 Years

Player Name	School	Conference	Record	Year/Season	Comments
Rebounds Per Game in a Career by Conference (50 Game Minimum)					
Juhlawnei Stone	Dobson	6A	10.0	2017-2020	3 Years
Devirous Johnson	Chandler	5A	11.3	2006-2010	4 Years
Daryian Matthews	Dysart	4A	12.9	2017-2020	3 Years
Donovan Hanna	ALA-Queen Creek	3A	12.7	2015-2017	2 Years
Jared Perry	Paradise Honors	2A	12.0	2016-2018	2 Years
Trey Wood	Anthem Prep	1A	15.2	2015-2018	3 Years

Player Name	School	Conference	Record	Year/Season	Opponent	Comments
Assists in a Game						
1	Kevin Miniefield	Camelback	5A	22	1987	Kofa Junior

2	Randall Moore	Pueblo		21	1976	Catalina	
T3	Billy Hatcher	Williams	2A	20	1978	Antelope	
T3	Kevin Miniefield	Camelback	5A	20	1986	Thunderbird	Sophomore
T3	Henry Walsh	Horizon	6A	20	2017	Boulder Creek	
T6	Ramon Cota	Nogales		19	1976	Bisbee	
T6	Jamin Denham	Westwood		19	1990	Snowflake	
T6	Martyre Demarco	Shadow Mountain	4A D1	19	2007-2008	Deer Valley	
T9	Bennie Pruitt	Antelope		18	1975	Bagdad	
T9	Ramon Cota	Nogales		18	1975	Flowing Wells	
T9	Raul Cota	Nogales		18	1978	Flowing Wells	
T9	Brian Rice	Saguaro		18	1989	Lake Braddock	
T9	Jon Becktold	Washington		18	1991	Mingus	
T9	Ben Arqueros	Scottsdale Prep	D4	18	2014-2015	Mayer	
T9	Jonathan Lamb	Carl Hayden	5A	18	2016-2017	Glendale	
T9	Henry Walsh	Horizon	6A	18	2016-2017	Pinnacle	
T9	Dayton Harris	Skyline	6A	18	2019-2020	Dobson	

Player Name	School	Conference	Record	Year/Season	Opponent	Comments
Assists in a Game by Conference						
Henry Walsh	Horizon	6A	20	2017	Boulder Creek	
Kevin Miniefield	Camelback	5A	22	1987	Kofa	Junior
Martyre Demarco	Shadow Mountain	4A	19	2007-2008	Deer Valley	
Jordan Henslin	Fountain Hills	3A	17	2009-2010	Coolidge	
Bryan Francis	Monument Valley	3A	17	1993	Ganado	
Billy Hatcher	Williams	2A	20	1978	Antelope Union	
Frank Valencia	PDSO	1A	15	2000-2001	Bagdad	

	Player Name	School	Conference	Record	Year/Season	Comments
	Assists in a Season					
1	Kevin Miniefield	Camelback	5A	308	1986-1987	
2	Kurt Wood	Snowflake	3A	307	2015-2016	
3	Randall Moore	Pueblo		302	1975-1976	
4	Mike Bibby	Shadow Mountain	5A	293	1995-1996	
5	Ben Arqueros	Scottsdale Prep	2A	290	2014-2015	
6	Raul Cota	Nogales	4A	290	1977-1978	
7	Henry Walsh	Horizon	6A	287	2016-2017	
8	Raul Cota	Nogales	4A	286	1976-1977	Junior
8	Kellen Baker	Dobson	5A	284	2000-2001	
9	Marcus Carrera	Casa Grande	5A D1	280	2006-2007	
10	M.J. Nodilo	Saguaro		279	1991-1992	Junior
11	Jon Becktold	Washington		276	1990-1991	
12	Brian Rice	Saguaro		273	1989-1990	
13	Aevan Thomas	St. Johns	2A	269	2010-2011	
14	Mario Denogean	Trevor Browne	5A D1	264	2006-2007	
15	Trevor Wall	Millennium	4A D1	261	2007-2008	
T16	Devante Harkins	Palo Verde	4A D2	260	2009-2010	
T16	Ramon Cota	Nogales		260	1976-77	

Player Name	School	Conference	Record	Year/Season	Comments
Assists in a Season by Conference					
Henry Walsh	Horizon	6A	287	2016-2017	
Kevin Miniefield	Camelback	5A	308	1986-1987	
Raul Cota	Nogales	4A	290	1977-1978	
Kurt Wood	Snowflake	3A	307	2015-2016	
Ben Arqueros	Scottsdale Prep	2A	290	2014-2015	
Kota Benson	Baboquivari	1A	237	2019-2020	

	Player Name	School	Conference	Record	Year/Season	Comments
	Assists in a Career					
1	Kevin Miniefield	Camelback	5A	924	1984-1988	4 Years
2	Michael Smith	Coolidge	3A	860	1997-2001	4 Years
3	Jeff Monaco	Chaparral	4A	836	1993-1997	4 Years
4	M.J. Modilo	Saguaro		803	1989-1993	4 Years
5	Ben Arqueros	Scottsdale Prep	D4	764	2011-2015	4 Years
6	Mike Bibby	Shadow Mountain	5A	721	1992-1996	4 Years
7	Conner Verdugo	Walden Grove	D3/4A	706	2014-2018	4 Years
7	Randall Moore	Pueblo		674	1973-1976	3 Years
8	Nunu Muandumba	Pinnacle	5A	669	2005-2009	4 Years
9	Stratton Solomon	Joseph City	1A	634	1999-2003	4 Years

10	Kurt Wood	Snowflake	3A	625	2012-2016	4 Years
11	Holland Woods	Apollo	D1/D2/5A	612	2013-2017	4 Years

Player Name	School	Conference	Record	Year/Season	Comments
Assists in a Career by Conference					
Dayton Harris	Skyline	6A	561	2016-2020	4 Years
Kevin Miniefield	Camelback	5A	924	1984-1988	4 Years
Jeff Monaco	Chaparral	4A	836	1993-1997	4 Years
Michael Smith	Coolidge	3A	860	1997-2001	4 Years
Ben Arqueros	Scottsdale Prep	2A	764	2011-2015	4 Years
Latrell Kinlicheenie	Joseph City	1A	546	2016-2020	4 Years

	Player Name	School	Conference	Record	Year/Season	Opponent	Comments
	Steals in a Game						
1	Efrain Guerrero	PDS	1A	21	2004-2005	Orme School	
2	Jaelen House	Shadow Mountain	4A	17	2017-2018	Gilbert Christian	
3	Trey Donaldson	Gilbert Christian	3A	16	2009-2010	ALA Gibert North	
T4	Luke Klingler	Gilbert Classical	2A	15	2020-2021	Sequoia Pathway	
T4	Austin Torres	Tanque Verde	3A	15	2016-2017	San Miguel	
T6	Maarquis Ayala	Maryvale	5A	14	2008-2009	Gila Ridge	
T6	Auston Consier	Phoenix Christian	2A	14	2009-2010	Salt River	
T6	Jaelen House	Shadow Mountain	4A	14	2017-2018	Salpointe Catholic	
T9	Tyrese McGruder	Glendale	4A D2	13	2007-2008	Raymond S. Kellis	
T9	Jaelen House	Shadow Mountain	4A	13	2017-2018	Tempe	
T9	Jaelen House	Shadow Mountain	4A	13	2017-2018	Marcos de Niza	
T9	Malachi Rogers	Fort Thomas	1A	13	2019-2020	Patagonia	

Player Name	School	Conference	Record	Year/Season	Opponent	Comments
Steals in a Game by Conference						
Miguel Aragon	North	6A	11	2017-2018	South Mountain	
Aiden Albright	Horizon	6A	11	2017-2018	St. Mary's	
Marquis Ayala	Maryvale	5A	14	2008-2009	Gila Ridge	
Jaelen House	Shadow Mountain	4A	17	2017-2018	Gilbert Christian	
Trey Donaldson	Gilbert Christian	3A	16	2009-2010	ALA Gibert North	
Auston Consier	Phoenix Christian	2A	14	2009-2010	Salt River	
Efrain Guerrero	PDS	1A	21	2004-2005	Orme School	

	Player Name	School	Conference	Record	Year/Season	Comments
	Steals in a Season					
1	Jaelen House	Shadow Mountain	4A	178	2017-2018	
2	Marquis Ayala	Maryvale	5A	168	2008-2009	
3	Jaelen House	Shadow Mountain	4A	156	2016-2017	
T4	Domineik Banks	Amphitheater	4A D2	153	2010-2011	
T4	Jovan Blackshear	Shadow Mountain	4A	153	2017-2018	
T4	Breagan Patton	North Valley Christian	1A	153	2019-2020	
7	Corey Hawkins	Estrella Foothills	3A	152	2008-2009	
8	Fabian Damian	Telesis Prep	Independent	150	2010-2011	

Player Name	School	Conference	Record	Year/Season	Comments
Steals in a Season by Conference					
Aidyn Albright	Horizon	6A	103	2017-2018	
Marquis Ayala	Maryvale	5A	168	2008-2009	
Jaelen House	Shadow Mountain	4A	178	2017-2018	
Corey Hawkins	Estrella Foothills	3A	152	2008-2009	
Preston Williams	St. Johns	2A	161	2019-2020	
Breagan Patton	North Valley Christian	1A	153	2019-2020	

	Player Name	School	Conference	Record	Year/Season	Comments
	Steals in a Career					
1	Jaelen House	Shadow Mountain	4A	588	2015-2019	4 Years
2	Corey Hawkins	Estrella Foothills	3A	530	2006-2010	4 Years
3	Jovan Blackshear	Shadow Mountain	4A	452	2016-2020	4 Years
4	Conner Verdugo	Walden Grove	D3/4A	402	2014-2018	4 Years
5	Jake Klingler	Gibert Classical	D4/2A	380	2015-2019	4 Years
6	James Pierce	Estrella Foothills	3A	343	2006-2010	4 Years
7	Matt Munsil	Scottsdale Prep	Independent/D3	342	2010-2014	4 Years
8	Tim Derksen	Amphitheater	4A D2/D2	337	2008-2012	4 Years
9	Michael Krajnak	Sedona Red Rock	3A	330	2004-2008	3 Years
10	Addison Mort	The Gregory School	1A	325	2014-2018	4 Years

T11	Brandon Hawkins	Estrella Foothills	3A	324	2005-2008	3 Years
T11	Andrew Reyna	St. Augustine	D4/D5/2A	324	2014-2015	4 Years
T11	Stratton Solomon	Joseph City	1A	324	1999-2003	4 Years

Player Name	School	Conference	Record	Year/Season	Comments
Steals in a Career by Conference					
Aidyn Albright	Horizon	6A	263	2015-2019	4 Years
Jordan Green	Cienega	5A	319	2014-2018	4 Years
Jaelen House	Shadow Mountain	4A	588	2015-2019	4 Years
Corey Hawkins	Estrella Foothills	3A	530	2006-2010	4 Years
Jake Klinger	Gilbert Classical	2A	380	2015-2019	4 Years
Addison Mort	The Gregory School	1A	325	2014-2018	4 Years

	Player Name	School	Conference	Record	Year/Season	Opponent	Comments
	Blocked Shots in a Game						
1	Dave Mills	Salpointe	5A	22	1960	Yuma	
2	Jay Knollmiller	Marcos de Niza	5A	15	1992	Chaparral	Junior
T3	David Van Dyke	Mesa		14	1987	Mesa Mountain View	Junior
T3	James Anderson	Page	4A	14	2005	Chinle	
T3	Arthur Gibson	Sahuaro	4A	14	2012-2013	Palo Verde	
T3	Michael Humphrey	Sunnyslope	5A	14	2013-2014	Brophy	
T7	Scott English	Chaparral		13	1990	Corona del Sol	
T7	Levi Jones	Santa Cruz	3A	13	1997	Seton Catholic	
T7	John Underwood	Alhambra	5A D1	13	2006-2007	Cesar Chavez	
T7	John Underwood	Alhambra	5A D1	13	2006-2007	Casa Grande	
T7	Kenny Martin	Raymond S. Kellis	D2	13	2011-2012	Ironwood	
T7	Elston Jones	Millennium	D1	13	2012-2013	Carl Hayden	
T7	Kyle James	St. Johns	2A	13	2013-2014	Joseph City	
T7	Carter Aby	Combs	3A	13	2013-2014	Canyon State Academy	
T7	Mitch Lightfoot	Gilbert Christian	2A	13	2013-2014	Buena	
T7	Trey Wood	Anthem Prep	2A	13	2015-2016	Phoenix Christian	

Player Name	School	Conference	Record	Year/Season	Opponent	Comments
Blocked Shots in a Game by Conference						
Malik Porter	Cesar Chavez	6A	10	2016-2017	Chaparral	
Osasere Ighodaro	Desert Vista	6A	10	2019-2020	St. Mary's	
Dave Mills	Salpointe	5A	22	1960	Yuma	
James Anderson	Page	4A	14	2005	Chinle	
Arthur Gibson	Sahuaro	4A	14	2012-2013	Palo Verde	
Levi Jones	Santa Cruz	3A	13	1997	Seton Catholic	
Carter Aby	Combs	3A	13	2013-2014	Canyon State Academy	
Kyle James	St. Johns	2A	13	2013-2014	Joseph City	
Mitch Lightfoot	Gilbert Christian	2A	13	2013-2014	Buena	
Trey Wood	Anthem Prep	2A	13	2015-2016	Phoenix Christian	
Cory Thellman	Joseph City	1A	11	2008-2009	Mogollon	
Cory Thellman	Joseph City	1A	11	2008-2009	St. Michael	

	Player Name	School	Conference	Record	Year/Season	Comments
	Blocked Shots in a Season					
1	John Underwood	Alhambra	5A	213	2006-2007	
2	Darnell Shumpert	Santa Rita	4A	211	2007-2008	
3	Miles Lightfoot	Gilbert Christian	2A	201	2017-2018	
4	Channing Frye	St. Mary's	5A	198	1999-2000	
5	Jay Knollmiller	Marcos de Niza	5A	192	1987-1988	
6	Mike Hrabak	Peoria	4A	181	1996-1997	
7	Carter Aby	Combs	D3	180	2014-2015	
8	Giancarlo Narvate	Lee Williams	D3	174	2014-2015	
9	Caleb Whipple	Mogollon	1A	168	2014-2015	
10	Kyle James	St. Johns	D4	164	2013-2014	
11	Marquez Jackson	Betty Fairfax	D2	160	2011-2012	
12	Kenny Martin	Raymond S. Kellis	D2	153	2011-2012	
13	John Anderson	Scottsdale Christian Academy	2A	149	1998-1999	Junior

Player Name	School	Conference	Record	Year/Season	Comments
Blocked Shots in a Season by Conference					
Osasere Ighodaro	Desert Vista	6A	135	2019-2020	
John Underwood	Alhambra	5A	213	2006-2007	
Darnell Shumpert	Santa Rita	4A	211	2007-2008	
Carter Aby	Combs	3A	180	2014-2015	

Player Name	School	Conference	Record	Year/Season	Comments
Blocked Shots in a Career by Conference					
Osasere Ighodaro	Desert Vista	6A	195	2016-2020	4 Years
Jay Knollmiller	Marcos de Niza	5A	508	1989-1993	4 Years
Mike Hrabak	Peoria	4A	397	1995-1997	3 Years
Carter Aby	Combs	3A	337	2011-2015	4 Years
Miles Lightfoot	Gilbert Christian	2A	303	2016-2018	2 Years
Trey Wood	Anthem Prep	1A	390	2015-2018	3 Years

	Player Name	School	Conference	Record	Year/Season	Comments
	Blocked Shots in a Career					
1	Jay Knollmiller	Marcos de Niza	5A	508	1989-1993	4 Years
2	Mike Hrabak	Peoria	4A	397	1995-1997	3 Years
3	Trey Wood	Anthem Prep	D4/1A	390	2015-2018	3 Years
4	Darnell Shumpert	Santa Rita	3A/4A	356	2006-2008	2 Years
5	Carter Aby	Combs	D3	337	2011-2015	4 Years
6	Daniel Callendar	Yuma Catholic	D3/D4/3A	334	2013-2017	4 Years
7	Mitchell Watt	Desert Edge	4A D2	326	2005-2008	3 Years
8	Jeremy Verhagen	Florence	3A/D3	307	2010-2013	3 Years
9	Miles Lightfoot	Gilbert Christian	2A	303	2016-2018	2 Years

TEAM RECORDS

	School	Conference	Record	Year/Season	Opponent	Opponent Score
Points Scored in a Game (Team)						
1	Antelope	2A	138	1973	St. John's Indian School	47
2	Morenci	3A	136	1976	Sahuarita	60
3	Shadow Mountain	5A	132	1996	North Canyon	60
T4	Miami		130	1951	Morenci	43
T4	Parker		130	1969	Gila Bend	30
T4	Marana		130	1969	Sahuarita	65
7	Tucson		128	1969	Sunnyside	68
T8	Winslow		127	1965	Phoenix Indians	90
T8	Camp Verde	1A	127	1968	Salome	42
T10	Nogales	4A	126	1976	Winkelman Hayden	81
T10	Antelope		126	1978	Bradshaw Mountain	33
T10	Clifton		126	1992	Patagonia	48
T10	Trivium Prep	2A	126	2019-2020	North Pointe Prep	46
T14	Grand Canyon		125	1964	Ash Fork	42
T14	Saguaro		125	1989	Kofa	39

	School	Conference	Record	Year/Season
Points Scored in a Season (Team)				
1	Shadow Mountain	5A	3,169	1995-1996
2	Estrella Foothills	3A	2,909	2007-2008
3	Snowflake	3A	2,600	2002-2003
4	Snowflake	3A	2,552	2001-2002
5	Valley Christian	2A	2,550	2002-2003
6	Blue Ridge	3A	2,431	2017-2018
7	Alchesay	3A	2,431	2018-2019
8	Globe	2A	2,410	2018-2019
9	Antelope Union		2,408	1977-1978
10	Millennium	5A	2,405	2019-2020

	School	Conference	Record	Year/Season
Points Averaged in a Season (Team)				
1	Shadow Mountain	5A	96.0	1995-1996
2	Phoenix Indian School	3A	93.8	1965-1966
3	Phoenix Indian School	3A	91.6	1969-1970
4	Antelope Union	2A	89.2	1977-1978
5	Liberty	6A	88.4	2020-2021
6	Marana		87.6	1968-1969
7	Pima	1A	86.6	1969-1970
8	Phoenix Indian School	3A	86.5	1968-1969
9	Nogales	4A	85.8	1975-1976
10	East		85.0	1980-1981
11	Miami		84.7	1950-1951
12	Phoenix Indian School	3A	84.6	1963-1964
13	Casteel	5A	84.2	2019-2020
14	Globe	2A	83.1	2019-2020
15	Millennium	5A	80.2	2019-2020

	School	Conference	Record	Year/Season	Opponent	
Rebounds in a Game (Team)						
1	Maricopa	1A	98	1975	Southwest Indian School	
2	Canyon del Oro	4A	91	1973	Marana	
3	Buckeye	3A	81	1967	Phoenix Indian School	
4	East	5A	79	1972	Saguaro	
5	Snowflake	3A	76	1971-1972	Many Farms	
T6	Snowflake	3A	75	1970-1971	Many Farms	
T6	Gilbert	2A	75	1964	Payson	
T8	Valley Union	2A	67	2019-2020	Lincoln Prep	
T8	Snowflake	3A	67	1987-1988	Show Low	
T10	Palo Verde	4A	66	2018-2019	Catalina	
T10	Palo Verde	4A	66	2018-2019	Flowing Wells	
T10	Valley Union	2A	66	2019-2020	Desert Christian	
T10	Snowflake	3A	66	2002-2003	Round Valley	
14	Pinon	2A	65	2018-2019	Greyhills Academy	

	School	Conference	Record	Year/Season	
Rebounds in a Season (Team)					
1	Parker	3A	1,515	1968-1969	
2	Williams	2A	1,499	1977-1978	
3	East	5A	1,493	1980-1981	
4	Snowflake	3A	1,303	2002-2003	
T5	Duncan	1A	1,279	2003-2004	
T5	Joseph City	1A	1,279	2008-2009	
7	Joseph City	1A	1,241	2009-2010	
8	Arizona Lutheran	D4	1,236	2014-2015	
9	Joseph City	1A	1,201	1979-1980	
T10	Palo Verde	4A	1,193	2018-2019	
T10	Joseph City	1A	1,193	1978-1979	

	School	Conference	Record	Year/Season	
Average Rebounds Per Game in a Season (Team)					
T1	Safford	4A	57.7	1971-1972	
T1	Williams	2A	57.7	1977-1978	
3	Parker	3A	57.2	1968-1969	
4	East	5A	53.3	1980-1981	
5	Valley Union	1A	47.5	2019-2020	
6	Joseph City	1A	46.2	1979-2000	
7	Palo Verde	4A	1,193	2018-2019	

	School	Conference	Record	Year/Season	Opponent	
Blocked Shots in a Game (Team)						
1	Valley Union	1A	24	2019-2020	Patagonia	
2	Salpointe Catholic	5A	22	1960	Yuma Union	
3	Valley Union	1A	21	2019-2020	Az Deaf and Blind	
4	Valley Union	1A	21	2019-2020	Bisbee	
T5	Pusch Ridge	3A	17	2018-2019	Northwest Christian	
T5	PDSD	1A	17	2004-2005	St. Paul's Academy	
T5	Tempe	4A	17	1997	Apollo	

	School	Conference	Record	Year/Season	
Blocked Shots in a Season (Team)					
1	Salpointe Catholic	5A	254	1996-1997	
2	Valley Union	1A	250	2019-2020	
3	Phoenix Country Day	2A	222	2019-2020	
4	Scottsdale Christian	2A	211	2003-2004	
5	Desert Vista	6A	204	2019-2020	

	School	Conference	Record	Year/Season	Opponent	
Most Threes in a Game (Team)						
1	Liberty	6A	25	2021-22	North	
1	Marcos de Niza	4A	21	2015	Bradshaw Mountain	
2	Liberty	D1	20	2015	Tucson	

	School	Conference	Record	Year/Season	
Most Threes in a Season (Team)					
1	Estrella Foothills	3A	347	2007-2008	
2	Valley Christian	2A	297	2003-2004	
3	Ironwood	5A	293	2019-2020	
4	Liberty	6A	287	2015-2016	
5	Liberty	6A	286	2019-2020	
6	Snowflake	3A	267	2002-2003	

	Coach's Name	Wins	Years	Comments
Wins in a Career (Coach)				
1	Gary Ernst	930	1974-Current	Active
2	Bob Fredericks	782	1985-2020	
3	Dick McConnell	774	1969-2007	
4	Greg Haagsma	666	1991-Current	Active
5	Sam Duane, Sr.	661	1962-1997	
6	Jerry Conner	646	1963-2020	
7	B.C. "Bud" Doolen	641	1922-1955	
8	Rick McConnell	640	1984-Current	Active

NFINITY

THE OFFICIAL SHOE & BAG OF CHEERLEADING PARTNERS WITH





LEARN ABOUT OUR CUSTOM NFINITY EDGE
UNIFORMS AND SEE DESIGNS ON
NFINITY.COM OR CLICK [HERE](#)

CALL OUR ARIZONA SALES REP, HAVEN
PARISH, AND DISCUSS SHOES, BAGS,
UNIFORMS, & OTHER OFFERINGS



NFINITY TAKES CARE OF EVERYTHING
FROM START TO FINISH MAKING THIS
PROCESS AS SEAMLESS AS POSSIBLE

TEAM SPECIALS FOR ALL
AIA MEMBERS! CONTACT

HAVEN@NFINITY.COM





**TACO
BELL™**

STUDENT SECTION

