AIA

FOOTBALL

STATE CHAMPIONSHIPS

PRESENTED BY

Est. AZ 1980

BARRO'S PIZZA

A FAMILY TRADITION

2021 FOOTBALL 2A/3A

2021 AIA 2A-3A FOOTBALL STATE CHAMPIONSHIPS

PRESENTED BY BARRO'S PIZZA

Nov. 5 • First Round (High Seed)
Nov. 12 • Quarterfinals (High Seed)
Nov. 20 • Semifinals (2A) (Desert Vista HS)
Nov. 20 • Semifinals (3A) (Campo Verde HS)
Nov. 27 • Championships (Campo Verde HS)

All semifinal and championship games live on NFHS NETWORK .com

The AIA would like to thank the following individuals for helping make the AIA state championships happen. Stephen McDowell with Gilbert Public Schools, Max Ragsdale at Campo Verde High School, David Huffine with Tempe Union High School District, David Klecka at Desert Vista High School, and all the staff and personnel who are assisting with the events at high seed sites.

Football tournament coordinator: Dan Nero
Program design and content: Seth Polansky, Jose Garcia, George Werner, Jason Urasky
Front cover and inside cover photos: Chris Stanley/MaxPreps

AIA ARIZONA INTERSCHOLASTIC ASSOCIATION™

Welcome to the State Championships

On behalf of the Arizona Interscholastic Association, I would like to welcome all the participants, coaches, family and friends to our state championships. It is our pleasure to create an event that fans will enjoy and think about for years to come.

The AIA recognizes the hard work and strength it took to get here, as well as the sacrifices made along the way. The membership continues to grow, opening more avenues for participation. And for that, we say thank you. The student-athletes, administrators, coaches and families have all earned our gratitude. You are what drives us.

While attending this championship, we hope that it is an enjoyable experience for all. The lessons learned regarding sportsmanship and fair play are elevated here. Athletics are an extension of the classroom, which is why we accentuate the "student" in student-athlete.

This past year showed us that by working as one statewide unit for the greater good we can achieve anything. It remains a priority to adhere to guidelines and respect rules that are in place for the safety and well-being of our participants. With your help we can show all those involved that we can overcome external difficulties by coming together as an AIA community. These championships are only possible because of you.

State championships are just a springboard to the success these student-athletes will achieve when the competition is over. In the process of deriving enjoyment from participation in athletics, our student-athletes are learning lifelong skills that will help them develop into healthy adults and productive citizens. National research continues to validate that students involved in extracurricular activities attend more days of school, perform better in the classroom and have less behavioral issues. This also includes lower dropout, alcohol and drug abuse rates as compared to those who do not participate. The benefits of participation are extensive.

Since the AIA's inception in 1913, the association vigorously defends and promotes the positive developments of athletics, creates a culture that fosters self-governance and ethical behavior, and teaches, enforces, advocates and models the principles of the Arizona Accord and "Pursuing Victory With Honor." Today, over 130,000 student-athletes statewide benefit from the leadership of our Board, administrators and hard-working coaches on an annual basis as we are "building character now … for the future."

As you enjoy all the championship contests, please show respect to those around you. Displays of good sportsmanship will place you in high regard along with your school and your community, and remind us all that, sports are meant to be fun and enjoyed by not only those participating, but those in attendance.

The AIA hopes this championship, as well as any others you may attend, achieves the level of excellence our student-athletes deserve. Remember that these are "our students, our teams … our future."

DAVID HINES
AIA Executive Director

AIA
ARIZONA INTERSCHOLASTIC ASSOCIATION
OUR STUDENTS, OUR TEAMS . . . OUR FUTURE.
BUILDING CHARACTER NOW ...
FOR THE FUTURE
FOLLOW US ON SOCIAL MEDIA
@AZPREPS365

AIA ARIZONA INTERSCHOLASTIC ASSOCIATION™

2021-22 Executive Board

EXECUTIVE DIRECTOR
DAVID HINES
Arizona Interscholastic Association

PRESIDENT
WILLIAM DUARTE
Athletic Director
Superior Jr./Sr. HS
1A Conference

VICE PRESIDENT
JIM DEAN
District Administrator
Dysart Unified School Dist.
5A Conference

MEMBER
RICKY GREER
Athletic Director
Hopi Jr./Sr. HS
2A Conference

MEMBER
TONI CORONA
Athletic Director
Safford HS
3A Conference

MEMBER
JEANNINE BRANDEL
Athletic Director
Flagstaff HS
4A Conference

MEMBER
JENNIFER BURKS
Athletic Director
Perry HS
6A Conference

MEMBER
RENEE REGOLI
Athletic Director
Queen Creek HS
AIAAA



MEMBER
JIM LOVE
Governing Board Member
Flowing Wells Unified School Dist.
AZ School Boards Assoc.



MEMBER
Jerry Jennex
Superintendent
Globe Unified School Dist.
Arizona School Administrators



MEMBER
TIM CARTER
Superintendent
Yavapai County Schools
Cognia

NextCare® URGENT CARE
When Feeling Great Can't Wait!

The Preferred Health Care Partner of the Arizona Interscholastic Association

44 Convenient Locations in AZ

NextCare offers affordable, walk-in physicals that will save your family time and money.

- **Check-in Online!** Pre-register by phone or online and we'll let you know when your exam room will be ready!

- Some other services NextCare offers include:
  - Sprains & Strains
  - Cuts / Lacerations
  - Stitches / Suturing
  - Cold & Flu Treatment
  - And much more
- On-site X-ray & labs to save you time & money.

Sports Physicals $25**

Present at time of visit.
Can only be used for camp & sports physicals

**NextCare does not bill insurance plans for physicals; payment is due upon service.Offer subject to change. • $75 with EKG. Offer valid at all NextCare locations for middle school and high school athletes and students. Not eligible to enrollees/members of governmental health plans (e.g., Medicare, Medicaid).

NextCare URGENT CARE
1-888-364-7502
NextCare.com

1-888-364-7502 | NextCare.com

Celebrating the **inspirational individuals** and **landmark moments** in the history of **Title IX**, and **continuing to grow** the **educational** and **competitive opportunities** for the **future**.

Please visit: **www.nfhs.org/resources/title-IX**

NFHS

TITLE IX at 50

Celebrating and Growing Opportunities

AIA

OUR STUDENTS, OUR TEAMS . . . OUR FUTURE.

Promote the NFHS Title IX at 50 Campaign on Social Media Using **#TitleIXat50**

Facebook: @NFHS1920 | **Twitter:** @NFHS_Org | **Instagram:** @nfhs_org

Parity, title storylines find home in 3A tournament

By George Werner
AZPreps365.com

Two months of regular-season 3A Conference play only slightly settled its supremacy.

From top-ranked American Leadership Academy - Gilbert North [8-1 overall, 3-0 Metro East Region] through Week Three victim Sabino [7-2, 3-1], third in the South Region, no undefeated teams are left--but there are nine with two losses or less, all with respect for their legitimate shots at making a four-game run for the state title Saturday, Nov. 27, at Campo Verde High School.

Their secret?

"We are family," said Jonathan Clark, head coach of No. 6 seed River Valley High School [9-1, 4-1], whose first-round matchup against 11th-ranked Central Region champs Eastmark [7-3, 4-0] is a rematch of their season-opening 49-42 shootout. "Most teams talk about it, but our boys have truly grown up together.

"They spend most of their time together. They love one another. Many days I had to run them out of the weight room. The whole group committed."

Clark's senior running back Zach Hammett, on the verge of breaking multiple school and West Region rushing records, has already scored the fourth-most touchdowns of any high school player in America this fall. Although he rushed for 233 yards, scored two touchdowns and even threw 33 yards for a score, Hammett's only loss came Oct.15, to the gun that won the West--the right arm of Yuma Catholic junior quarterback Richard Stallworth, one of the top five passers in America. Stallworth, Arizona's only 3,000-yard passer, might hit 4,000 in the first round if he can even pass for his 367-yard average against 13th-seeded Payson [6-4, 2-3].

Head coach Randy Ricedorff's top-ranked Eagles managed to limit Stallworth to 298 yards--still 200 yards more than his junior signal-caller, Adam Damante, the conference's second-best passer. Stallworth completed 189 of those yards to top-five 3A touchdown scorer Austin Rush, who has combined with fellow upperclassman Mario Martinez to become Arizona's only wide receiver duo with more than 2,000 receiving yards.

But Ricedorff found his edge in the trenches, as the Eagles' nine senior two-way linemen held the Shamrocks to 48 yards while opening holes for 324 yards rushing--big enough for even Damante to outgain their leading rusher, junior Jarred Marquez. This was enough to hand Yuma Catholic [9-1, 5-0] its only loss of the season Sept. 17, 28-25.

Add that win to a 33-21 triumph Sept. 10 at Sabino and a closeout of their regular season Oct. 22 with a 37-point thumping of previously unbeaten Valley Christian [9-1,3-1], and the reasons why Ricedorff's Eagles are the 3A top seed become clear: They are perfect in conference play.

Up to that Oct. 22 finale, the third-seeded Trojans had been winning even more comfortably than the Eagles, including a three-touchdown third quarter that put away defending state champion Snowflake [9-1, 5-0], 38-24, at home in their opener. Although the Lobos out-tackled and outgained Valley Christian, with nearly 200 more all-purpose yards, two Trojan pick-sixes made the difference. An experienced defensive line, led by senior Kaden Majercak and junior Christian Bell--a sack away from the 3A top three--tackled Snowflake senior quarterback Caden Cantrell four times for loss.

Majercak, another of 3A's storied two-way warriors this fall, went on to become one of 3A's top three rushers and scorers, with senior wide receiver Austyn Gerard a handful of touchdowns behind. Cantrell would go on to rack up more than 2,300 yards of total offense, 883 of them to senior wideout Noah Baum as the Lobos went on to never lose after that, capturing arguably Arizona's toughest football region this fall, the 3A East.

Valley Christian knows that to win the 3A title, the team must avenge its only loss on the season to ALA-Gilbert North. (Photo courtesy of Ryan Dressendorfer)

But against Ricedorff's team, the Trojans uncharacteristically dug themselves a 44-point hole in the first half, out of which only Majercak's third-quarter touchdown run could dig at all. Damante threw for five touchdowns and 331 yards Oct. 22 to mark his fifth straight 300-yard, three-touchdown performance through the air. With 183 yards receiving on just six passes, including a 74-yard bomb from Damante for one of his two touchdowns, sophomore Brandon Phelps was the beneficiary of coverage focused away from him and onto the conference's fifth-leading receiver, senior Johnny Bellino.

The Eagles have used this season to learn how to do unto others what Sabino dual-threat quarterback Cameron Hackworth, fifth in 3A in total yards, did to them as well as to South Region champs Pusch Ridge Christian Academy [8-2, 3-1] in their only region loss Oct. 8--their only other loss besides a 26-21 home decision to Snowflake two weeks earlier. The ninth-ranked Sabercats actually outgained both the Eagles and Pusch Ridge by more than 100 yards, as Hackworth ran for two touchdowns and 17 more yards than top 10 conference rusher Javier Grajeda of the Lions. He also passed for two touchdowns and 16 more yards than senior Ryan Fontaine, eighth in 3A with over 2,250 total yards.

Although, any given night, they are each dangerous enough to supplant Snowflake atop the conference, regional rivals Round Valley [9-1, 3-1] and Show Low [8-2, 3-2] finished out the regular season with a grand total of eight points against the Lobo defense in consecutive weeks. At least the Elks, responsible for the Cougars' other loss three weeks earlier, managed to scrape up a third-quarter scoring rush by 1,100-yard rusher Seth Wiltbank. Otherwise, though, he was held to a career-low 15 yards on 12 carries by a Lobo defense that intercepted sophomore quarterback Ryker Marble four times.

By this time, Snowflake head coach Kay Solomon had built a ground game of his own behind senior Camden Brimhall, one of the conference's top 10 scoring running backs, who had multiple touchdowns along with Baum in the 52-8 ambush. More importantly, he has built a defending champion balanced enough to have any playmaker capable of stepping up when most others are having off nights, as senior wide receiver Eduardo Guevara did for two touchdowns in a career performance against Show Low, which had held the Lobos to a season-low four yards rushing in the 19-0 shutout.

2021 AIA 11 man Football
3A State Championship

Round 1	Quarterfinals	Semifinals	Final
November 5	November 12	November 20	November 27

G1: 11/5, 7pm American Leadership Acad…
- #16 Phoenix Christian
- #1 ALA - Gilbert N.

G2: 11/5, 7pm Show Low HS
- #9 Sabino
- #8 Show Low

G9: 11/12, 7pm @ High Seed

G3: 11/5, 7pm Round Valley HS
- #12 Wickenburg
- #5 Round Valley

G4: 11/5, 7pm Yuma Catholic
- #13 Payson
- #4 Yuma Catholic

G10: 11/12, 7pm @ High Seed

G13: 11/20 Campo Verde HS

Live webstream on NFHS Network

G5: 11/5, 7pm Valley Christian HS
- #14 Safford
- #3 Valley Christian

G6: 11/5, 7pm Anderson Auto Group Field…
- #11 Eastmark
- #6 River Valley

G11: 11/12, 7pm @ High Seed

G7: 11/5, 7pm Pusch Ridge Christian Aca…
- #10 Thatcher
- #7 Pusch Ridge

G8: 11/5, 7pm Snowflake HS
- #15 Monument Valley
- #2 Snowflake

G12: 11/12, 7pm @ High Seed

G14: 11/20 Campo Verde HS

Live webstream on NFHS Network

G15: 11/27, 6pm Campo Verde HS

Live webstream on NFHS Network

The bottom team in the matchup is the home team.

Dates, times and locations subject to change.

Phoenix Christian
Cougars

Alignment 3A Metro West
Region 5-0
Standings #1
Conference 7-2
Rank #19
Overall 7-3

No.	Name	Pos.	Yr.	Ht.	Wt.
1	Angel Gutierrez	WR, FS	Jr	5'9"	
2	Cam'ryn Hatter	OLB, RB	Jr	5'11"	170
4	Xavier Sandoval	CB, QB	So	5'11"	155
5	Brandon Scroggins	RB, OLB	Fr	5'8"	185
5	Brandon Scroggins II	RB, OLB	Fr	5'9"	185
6	Brandon Palmer	WR, S	Fr	5'9"	
7	Javien Willis	DB, WR	So	5'8"	
8	Daniel Becerra	WR, CB	Sr	5'9"	155
10	Frank Rhynard	WR, OLB	So	6'2"	175
11	Dominic Parris	WR, DB	So	6'2"	
12	Daniel Mock	LS, DE	Sr	6'0"	165
14	Cristian Mackey	QB, LB	Sr	6'1"	
16	Jose Hererra	QB		5'11"	180
16	Jose Herrera	LB, TE	Sr	6'0"	230
17	Adriel Hernandez	DB, WR	Sr	5'9"	170
20	Noah Simmons	FS, WR	Sr	5'9"	135
20	Joel Tafolla		Sr	5'5"	130
23	Levi Rhynard	RB, OLB	Jr	5'9"	155
25	Miguel Hernandez	WR, CB	Sr	6'0"	164
26	Nathaniel Sandoval	FB, OLB		5'11"	190
27	Preston Bond	WR, CB	Fr	5'6"	140
27	Anthony Frost	WR		5'7"	155
28	Luke Hocking	RB, DE	Fr	5'10"	
29	Aeden Flynn	MLB	So	5'6"	200
30	Anthony Pena	OLB, TE	Fr	5'10"	185
31	Devanta Anderson	RB, DT	Sr	5'9"	210
32	Tegan Duty		Sr	5'9"	165
33	Angel Espinoza	RB		5'7"	165
34	Gabriel Martinez	RB, OLB	So	5'9"	175

No.	Name	Pos.	Yr.	Ht.	Wt.
40	Fernando Molina	OL, DL	Fr	5'8"	185
42	Addison Fisher	TE, ILB	So	5'10"	190
50	Pablo Hernandez	T, DE	So	5'10"	
51	Elvin Sanchez	OL, DT	So	5'8"	205
52	Xavier Kairy			5'9"	185
52	Edgar Sainz	T, MLB	Sr	5'10"	200
54	Jerahmia Smith	DE, T	Jr	6'2"	285
58	Alex Duarte	DE, OT	Sr	5'10"	
60	Achilles Lopez	DT, G	Fr	6'2"	235
61	Moises Perez	C, DT	Fr	5'8"	185
63	Stanford Pete	T, DT	Sr	5'11"	
63	Stanford Pete iii	DT	Sr	5'11"	255
65	Zach Tucker	G, C	Sr	5'6"	225
75	Lucas Ceton	C, DT	Jr	6'2"	215
77	Harvy Ong	G, DT	Fr	6'2"	250
78	Arthur Young	DT, G	So	5'10"	270
78	Arthur Young	G, DT	So	5'10"	270
79	Richie Pena	G, DT	So	5'11"	285
80	Alex Garcia	WR		5'8"	155
80	Isaiah Parris	CB, WR	Sr	5'11"	165
82	Aponte Epson-Torres	WR, DB	Jr	6'0"	170
82	Aponte Torres	WR, CB	Jr	6'0"	150
	Guest 2				
	Ryan Walker	WR		5'10"	160
	Tregan Holterman	T, G	Sr	5'5"	175
	Guest Guest				
	MJ Green		Sr	6'1"	175
	Nathan Felix	RB, WR	Sr	4'8"	75

Date		Opponent	Result	
8/27	vs	Round Vall	L	0-48
9/03	vs	Chino Vall	W	29-21
9/10	@	AZ Luth.	L	0-52
9/17	vs	Coolidge	L	13-49
9/24	@	Window Rk	W	49-8
10/01	vs	Bourgade	W	25-7
10/08	@	Dysart	W	36-28
10/15	vs	Prd. Honor	W	41-34
10/22	@	Odyssey	W	48-6
10/29	@	Cortez	W	49-0
11/05	@	ALA - Gilbert N.		

The AIA requests that you model good sportsmanship by refraining from derogatory cheers, chants, or behavior toward students, coaches, officials, or other spectators. Speak out if you see inappropriate behavior by immediately notifying event management staff. Together, we can provide a safe and respectful environment for all.

ALA - Gilbert North

Eagles

Alignment 3A Metro East
Region 3-0
Standings #1
Conference 8-0
Rank #1
Overall 8-1

No.	Name	Pos.	Yr.	Ht.	Wt.
1	Brandon Phelps	WR, DB	So	6'3"	190
1	Tillman Willis	WR, DB	So	5'8"	145
2	Luc Asay	LB, WR	Jr	6'1"	180
3	Derick Farabee	WR		6'0"	145
3	Cade Ence	DB	Jr	5'11"	
4	Shane Muir	WR, FS	So		
4	Caden Terry	RB, OLB			
4	Tristan Carrera	WR, SS	Jr	6'0"	185
4	Colton Beardall	FS, SS	Fr		
4	Randy Branton	QB	So	5'11"	135
4	Randy Branton	QB	So	5'11"	
4	Drew Wilson	LB, WR	Jr	5'11"	180
5	Isaac Allen	WR	Fr		
5	Mckay Beardall	DB, SB	So	0'9"	
5	Justin Provenzano	RB			
6	Easton Webster	RB, DB	Sr	5'10"	180
6	Jacob King	WR, FS		5'11"	165
6	Easton Webster	RB, DB	Sr	5'10"	180
6	Easton Webster	RB, DB	Sr	0'10"	175
7	Braeden Belanger	SB	Jr	0'9"	150
7	Anthony Pilorin	QB			
7	Matt Ohlund	SS, RB	Sr	6'1"	185
7	Mateo Carrera	RB, OLB	So	5'10"	170
7	Braeden Belanger	WR	Jr		140
8	Cole Hunter	QB	Fr	5'8"	130
8	Ezra McNaughton	QB, OLB	Sr	5'6"	135
8	Jacob Binion	QB, SS		5'11"	185
8	Adam Damante	QB	Jr	6'1"	175
9	Colin Hall	DB	Jr	0'3"	185
9	Colin Hall	CB	Sr		
10	Seth Nielson	OLB	Fr		
10	Austin Izydorczyk	WR, DB	Jr	5'9"	147
10	Conner White	QB	Fr		
10	Dorien Kearney	RB	Jr		
11	Trojen Carr	TE			
11	crew belnap	RB	Jr		
11	Boston Morris	DB, WR	So	5'11"	
12	Michael Robinson	RB, OLB		5'8"	160
12	Tyton Slade	QB	So	6'0"	175
13	Drew Gines	DB, WR	Sr	0'3"	180
14	Nathan Oliver	SB, LB	Jr	5'10"	175
15	Spencer Nielson	LB, SB	Sr	6'0"	175
15	Porter Caskey	TE, OLB	Sr		
15	Riley Herlihy	OLB, WR		6'1"	165
16	Frankie Ferrara	CB, WR	Jr	5'3"	100
16	Kaden Richins	WR	So		
16	Brigham Bangerter	WR, DE	Jr	6'2"	180
17	Dominic Martinez	SB, DB	Jr	5'10"	
17	Jason Muir	WR, DE	Sr	6'1"	
17	Jason Muir	WR, DE	Sr	6'2"	
17	Fredrik Olsen	K			
18	Nicholas "Marcos" LeJander	QB, DE	Sr	5'10"	155
19	Micah Ao	LB, WR	Sr	6'2"	185
20	Emeka Ogbonna (Meek)	CB, SB		5'11"	180
20	Kale Christensen	RB	Sr	5'10"	165
21	Dawson Morris	DB, WR	Sr	6'1"	
22	Caden Jones	MLB	So	5'8"	165
22	Zach Brown	CB, WR		6'3"	175
22	Alex Campofredano	DB	Sr	5'10"	165
23	Kade Gallaugher	FS, WR		6'4"	170
23	Jeremiah Wallace	RB, DB	Fr	5'7"	140
24	Logan Brewer	MLB, WR	Sr	5'11"	185
27	Zach Morton	DB	Jr	5'9"	160
30	Kody Thorley	LB, WR	Fr	5'11"	175
30	Alexander Campofredano	WR	Sr		
30	Kody Thorley	LB, RB	Fr	5'11"	165
31	Alex Merrill	TE, OLB	Sr		
31	Matt Usher	OLB	Sr	5'11"	165
31	Kae Lynn Randall	WR, WR			

No.	Name	Pos.	Yr.	Ht.	Wt.
64	Joe Arner	G, DT	Jr	0'10"	200
65	Vole Tei	DT, T	Sr	6'0"	250
66	Jared Hockenjos	G, DT	Sr	5'11"	195
71	Hunter Leo garrison	T, DE	So	6'2"	200
71	Caleb Garrsion	OL, DT	Jr	6'2"	260
71	Hunter Garrison	T, DE	So		
72	Hunter Garrison	T, DE	Jr	0'3"	195
73	Jaiden Ibarra	G			
73	Zane Dillaird	G, DT	Jr	6'3"	260
73	Crew White	G, DT	Jr	6'3"	180
74	Nathan Kelsey	OL, DT	Jr		
76	Seth McAffee	T, DT		6'1"	265
76	Aiden Rhode	OL, DT	Jr	5'11"	195
77	Tate Nielson	C, DT	So	0'10"	195
77	Logan Brewer	LB, WR	Sr	5'11"	165
85	Johnny Bellino	WR, DB	Sr	5'11"	165
88	Casey Williams-gonzales	G	So		
88	Casey Steketee	DE	Jr	5'11"	185
88	Elijah Brown	WR, CB			
88	Casey Steketee	DE, C	Jr		185
	Brad Thompson				
	Alex Wright	T			
	Derek Wilcock	T			
	Brayson Wilcock			6'4"	230
	Max Wearne			5'10"	245
	Aidan Ward	MLB			
	Seth Tucker				
	Jonah Benyamin				
	Griffin Stevens				
	Michael Carrera				
	Raul Harris				
	Tyrone Hanks	WR			
	Grant Hanks				
	Tyler Hall				
	Josh Gutermilch				
	Christian Gebhard		Jr		
	Jacob Garrison	WR, FS			
	Caleb Garrison				
	Elliott Ganem		Jr		
	Brayden Faris			6'0"	130
	Zane Dillard				
	Jaden Demember				
	Hayden Clegg	QB			
	Kale Christensen		Sr		
	Marcus Cajucom				
	Jesse Hogle		So		
	Jo Arner		Jr	5'9"	220
	Rockwell Jobe	CB	Fr	5'9"	
	Seth Nielson	OLB	Fr		
	Tate Nielson		So	6'7"	230
	Alagn Smith twins		So	5'8"	160
	Gunner Allen	WR, OLB	Jr		140
	Micah Ao			6'1"	180
	Frank Banaszewski				
	Zeb Burnham		So		
	Zach Bear				
	Brayden Beauperlant	G, C	Jr		
	Luke Betts				
	Dakota Black		So		
	Sam Brown				
	Devin Burnette	G			
	Peter Heidenreich	RB, OLB		5'11"	165
	Carter Holt			6'0"	200
	Parker Spruell				
	Salesi Morello				
	Wyatt Smith				
	Cayden Smith			6'1"	185
	Tyton Slade	WR, OLB	So		
	Brady Seiber			6'2"	250

Date		Opponent	Result	
8/27	vs	Odyssey	W	69-0
9/03	vs	Wickenburg	W	60-0
9/10	@	Sabino	W	33-21
9/17	vs	Yuma Cath.	W	28-25
9/24	@	Ftn Hills	W	42-6
10/01	vs	ALA - QC	L	35-38
10/08	@	AZ Prep	W	55-9
10/15	@	Thatcher	W	49-14
10/22	vs	Vall Chr.	W	44-7
11/05	vs	Phx Christ		

Sabino
Sabercats

AZPREPS365

Photo not Provided

Alignment 3A South
Region 3-1
Standings #3
Conference 5-2
Rank #9
Overall 7-2

No.	Name	Pos.	Yr.	Ht.	Wt.
1	AJ Skaggs	QB		6'1"	200
1	Diego Armijo	QB, WR		6'3"	180
1	Cameron Hackworth	QB, FS	So	5'9"	160
2	Aaron Muklebust	WR, FS		5'11"	145
2	Marius Lester	OLB, RB	Sr	5'11"	160
3	Sergio Montoya	WR, CB			
3	Nezayah Stubblefield	WR, FS	Sr	6'3"	175
4	Cade Swanson	SB, WR		6'0"	165
4	Robert Maultsby	WR, FS	Sr	6'2"	160
5	Luke Thompson	OLB, RB		6'1"	215
5	Isiah Aguirre	QB, CB	Sr	6'2"	170
6	Kenneth Blackman	RB	Sr	5'10"	185
7	Kris Blackman	WR, SS	Sr	5'8"	168
7	Dylan Phelps	SB, WR		5'9"	166
7	JOHN ATNIP	K		5'9"	140
8	Levi Miranda	SS, RB	Sr	5'11"	180
8	Jackson McGee	CB			
9	Dominik Parsons	WR, FS	Jr	6'2"	170
10	Ethan Alegria	CB		5'10"	165
10	Gabe Garcia	SB, WR		6'0"	170
10	Zachary Tolson	FB, OLB	Sr	5'11"	190
11	Korbin Muklebust	FS, SS		5'10"	155
11	Alex Lopez	RB, OLB	Sr	5'8"	170
12	Dawson Szarek	WR, FS		5'9"	150
12	Francisco Cubedo	CB, FS	Sr	5'9"	150
16	Bryce Curran	QB, OLB	So	5'10"	160
17	Zakri Porter-Trainer	TE, OLB		6'1"	185
17	Jalen Lewis	WR, CB	Sr	5'10"	130
18	David Cordova ii	RB, SS	Jr	5'6"	168
18	Mason Harward	DE, WR		6'4"	180
19	Will White	WR	So	5'11"	150
19	William Peele	SB, FS		5'10"	160
20	Derek Sanchez	SB, CB	Sr	5'11"	170
20	Draven Carsten	WR, CB		5'8"	148
21	Andres Baca	RB, FS	Jr	5'4"	150
22	Cameron Jacobs	RB, CB		5'6"	150
23	Kaleb Markley	WR, SB		5'10"	160
23	Kamden Gambrell	RB, SB	Sr	5'11"	179
24	Jack Skaggs	TE, MLB	So	6'0"	160
25	Marceise Stubblefield	FB, MLB			
25	William Spiekermeier	RB, CB	Jr	5'8"	170
25	Mason Washington	WR, OLB	Sr	6'0"	170
26	Tyler Cornelia	RB, OLB	Sr		
27	Elias Cordova	SB, OLB	Sr	5'8"	161
27	Diego Hanrahan	SB, FS	So	5'10"	150
27	Daniel McAllister	FS, SB		5'8"	175
28	Brien Salgado	WR		6'2"	170
28	Brayden Graham	RB, OLB		5'6"	140
28	Mason Cade	RB, OLB	So	5'9"	175
30	Diego Aghasharif	DE, RB	Sr	5'6"	165
32	Brian Winkle	FS, SS	Jr	5'11"	175
32	Jayson Petty	WR, TE		6'3"	220
33	Steven Bishopp	P, ILB	Jr	5'7"	155
33	Lucas Fritton	RB, OLB			
37	Schuyler Boyer	WR, DE			
42	Savaughn Berryhill	WR, SS	So	6'0"	180
42	Nathan Swanberg	RB, MLB		6'1"	200
45	Jacob Barker	FB, TE	Jr	5'11"	150
50	Jacob Ostrum	DE		5'8"	165
50	Josh Klomp	T, G	Jr	6'3"	240
50	Garrett Thompson	T, DT	So	6'0"	200
52	Max Rabich	G, DT		5'10"	190
52	Sam Franco	T, DT	Sr	6'1"	240
53	Connor Houchin	T, DE			
53	Grant Pautler	G, C	So	5'9"	200
54	Liam Mcduffie	T, DE	Jr	6'0"	230
54	Brian Castellanos	T, DT		6'0"	210
55	Zachary Brown	DE, C		6'1"	300
55	Trey Malone	T, DE	So	6'0"	225
56	Juan Lopez-rodriguez	TE, DE	Jr	5'11"	195
56	Travis Morin	T, DT	Sr	6'2"	245
58	Francisco Contreras	G, OLB	Jr	5'9"	230
64	Jack Hammond	G, MLB	So	5'11"	180
65	Logan Sowers	OG, DE	Sr	5'11"	195
72	Jacob Farnham	DE, T		6'2"	220
72	Anthony Blotkamp	T			
74	Jake Warman	T, G	Sr	6'1"	220
75	William Urbina	T, C	Jr	6'3"	290
75	Nathan Swamberg	FB, MLB		6'2"	260
76	Andrew Armenta	DT, G	Sr	6'0"	270
78	Luis Salcido	T, DT	Sr		
79	Sayid Talbert	T, DT	So	6'0"	300
80	DJ Jaiman	SB, WR	So	5'9"	145
81	Jeremy Gigstad	WR, CB	Jr	6'1"	150
81	Beau Chaney	WR, DE		6'4"	190
81	Alex Poblaske	TE, DE		6'4"	220
83	Shamar Berryhill	OLB, TE	Fr		
83	Shamar Berryhill	TE, OLB	Fr	6'0"	185
83	Michael Masunas	TE, DE	Sr	6'5"	240
	Kyle Coleman	RB, OLB	So	5'8"	165
	Nate Stein	RB, OLB			
	Julian Filip	G, DT			
	Max Trainer	QB, SB	Fr	5'9"	130
	Devon Waxwood	RB, SB	So	5'2"	125
	Alex Acosta				
	Casey Berg	T, G	Jr	5'11"	240
	Ryan Berkej	G, DT			
	Adam Brauer	T, DT		6'5"	300
	Anton Harward	DE, TE			
	Andrew Owen	RB, CB			
	Aiden Deponte	G, DT	So	5'8"	190
	Brayden Johnson				
	Sloan Levy	WR, CB			
	Avery Lewallen	T, DE	Sr	6'3"	180
	Isaac Malott	WR		5'7"	140
	Axel Nido	T, G	Jr	6'2"	265
	Hunter Hubbard	WR, DE		6'0"	150

Date		Opponent	Result	
8/27	@	AZ Prep	W	28-6
9/03	@	CFoothills	W	41-7
9/10	vs	ALA - Gilbert N.	L	21-33
9/17	@	Thatcher	L	28-45
9/24	vs	Bourgade	W	48-0
10/01	@	Sahuaro	W	34-22
10/08	vs	Pusch	W	27-16
10/22	vs	Safford	W	49-14
10/29	@	Sahuarita	W	71-7
11/05	@	Show Low		

AIA

The AIA requests that you model good sportsmanship by refraining from derogatory cheers, chants, or behavior toward students, coaches, officials, or other spectators. Speak out if you see inappropriate behavior by immediately notifying event management staff. Together, we can provide a safe and respectful environment for all.

Show Low
Cougars

AZPREPS365

Photo not Provided

Alignment 3A East
Region 3-2
Standings #3
Conference 6-2
Rank #8
Overall 8-2

No.	Name	Pos.	Yr.	Ht.	Wt.
1	Bryson Ryan	RB, MLB	Sr	6'1"	190
2	Nash Brewer	QB, C	So	5'10"	
2	Weston Dyer	WR	Fr		
3	Layne Perkins	RB, DB	Sr	5'8"	130
4	Ryker Ellsworth	DE	Fr		
4	Colten Yeager	QB, FS	Sr	6'0"	
5	Ray Pedraza	RB, DB	Jr	5'10"	
6	Ryan Kishbaugh	WR, RB	Jr	6'0"	
6	Ryan Kishbaugh	WR, RB	Jr	6'0"	
7	Stewart Bryan	WR, DB	Jr	6'1"	
7	Stewart Bryan	WR	Jr	6'1"	160
8	Colton McGinnis	QB		6'6"	175
8	Samantha Luchtel		Fr		
8	Brandon Divalentino	TE, DE	Jr		
9	Aidan Neese	RB, SS	Fr	5'6"	130
10	Jeremy Kishbaugh	WR, DB	Jr	6'0"	165
11	Keihin Canter	WR, TE		5'8"	145
11	Jake Dekker	WR, CB	So		
11	Reggie Howe	WR	Sr	5'8"	
11	Reggie Howe	WR	Sr	5'8"	
12	Sergio Villalba	WR, DB	Jr	5'6"	140
12	Daniel Lane	QB	Fr		
15	Tyler Bridwell	CB	Sr		
15	Tyler Bidwell		So		
17	Lucas Webb	WR, DB	Jr	5'8"	140
20	Ethan Beeler	RB, CB	Fr		
20	Jacob Roginiel	OL, DL	Sr		
21	Austin Brown	WR, DB	Sr	5'9"	
22	Carson Cooper	RB, C	Jr	5'8"	135
24	Dallin Williams	RB, LB	Sr	5'8"	135
30	Zachary Maxwell	FB, MLB		5'11"	195
30	Kyle Ervien	RB	So		
30	Lance Wheeler	DT, DE	Jr		
31	Aidan Neese	RB, FS	Fr		
31	Colten Cloyd	RB, LB	Jr	6'0"	195
32	Quinton Maxwell	RB	Sr		
32	Cooper Ervein	RB, LB	Sr	5'7"	190
32	Lincoln Taylor	RB	Fr		
34	Colton Tidwell	TE, DL	So	6'0"	165
36	Nate Bejarano	WR, C	Sr	5'11"	150
44	Zeidyn Barker	TE, DE	Fr		
44	Preston Power	TE, DE	So	6'4"	175
47	Jacob Altop		So		
50	Easton Pena		Jr	5'8"	
51	Hayden Hitchcock	OL, DL	Sr	6'3"	
51	Jacob Mills				
52	Armoni Flores	OL, DL	Jr	5'8"	190
52	Jacob Murray	DT	Fr		
52	Jacob Murray	C, G	Fr		
54	Zane Engle	OL, LB	Jr	5'10"	175
55	Dodger Hawkins	OL, DL	Fr	6'0"	
56	Stetson Walters	OL, DL	Jr	6'2"	240
56	Stetson Waltets		Jr		
57	Andrew Henderson	OL, DL	Sr	5'9"	208
58	Cade Hudson	OL, DL	Jr		
58	Jackson Judd	DL, OL	So	5'7"	170
59	Gino Akkerman	DT, NG		6'2"	286
60	Easton Pena	OL, LB	Jr	5'8"	165
64	Brody Garvin	OL, DL	Jr	6'0"	
66	PJ Brown	OL, DL	Jr	6'0"	
71	Anthony Avila	G, C		6'1"	265
72	Cade Hudson		Sr		
73	Gabe Benalley	OL, DL	Sr	5'8"	
74	Cesar Trujillo				
74	Logan Zampedri	C, LS		5'8"	175
74	Marcus Henderson		Jr		
75	Wyatt Stepp	OL, DL	Jr	6'0"	240
76	Robert Long	QB	Jr		
77	Byron Anderson	OL, DL	Sr	6'0"	

No.	Name	Pos.	Yr.	Ht.	Wt.
	Preston Orton				
	Justin Norton		Jr		
	Justin Norton		Jr		
	Jared Nelson				
	Joseph Tena		Jr		
	Rune Thrasher				
	Tyler Threlkeld				
	Braedon Tolbert				
	Cain Trimble				
	Stetson Walters		Jr		
	Cayden Warneke		Jr		
	Justin Warren				
	Sean Watson				
	Jacob Webb				
	Lucas Webb		Jr		
	Kevin Whipple			6'3"	190
	Josh Wilerson				
	Branson Williams				
	Jake Woolford				
	Keegan Young		Jr	6'2"	247
	Morgan Zampedri				
	Dalin Nefff			5'8"	140
	Jacob Holloway				
	Tony Munoz				
	Nash Brewer		So		155
	Lincoln Durfield				
	Thaddeus Coryell				
	Carson Cooper		Jr		
	Colten Cloyd				
	Israel Chavez				
	Carlos Chavez			5'9"	165
	Arius Carlyon				
	Jack Canter				
	Jack Canter				
	Joaquin Cambridge				
	Triston Burgess				
	Xavon Brooks				
	Terin Black				
	Zane Engel		Jr		
	Gabe Benally		Jr	5'5"	170
	Nate Bejarano		Sr	5'11"	
	Ivin Begay	CB, WR	Sr	5'10"	165
	Trenton Beeler	FB			
	Josh Becora				
	Jack Baird			6'2"	175
	Christopher Austin				
	Chris Anderson		Sr		
	Byron Anderson		Sr		
	Dylan Amator				
	Manuel Aguilar				
	Peyton Adams				
	Gage Reidhead	WR, DB	Jr	5'0"	
	Kyle Dyer				
	Cooper Ervien		Sr		
	Sebastian Munoz		So		
	Justin Hogue				
	Logan Mills				
	Rex McKrill				
	Robert Mayes		Sr		
	Vinzon Manning			5'7"	130
	Tanner Lusk				
	Robert Long		Jr		
	Talon Lester				
	Ryan Kishbaugh		Jr		
	Jeremy Kishbaugh		Jr		
	Zachary Jones		Sr	6'0"	
	Nathan Jones				
	Josh Johnson				
	Reggie Howe				

Date		Opponent	Result	
8/27	@	St. Johns	W	43-0
9/03	vs	Odyssey	W	63-0
9/10	vs	Florence	W	53-7
9/17	@	Ganado	W	63-0
9/24	@	Winslow	W	28-13
10/01	@	Combs	W	48-32
10/08	vs	Round Vall	L	32-36
10/15	vs	Payson	W	61-8
10/22	vs	Blue Ridge	W	20-10
10/29	@	Snowflake	L	0-19
11/05	vs	Sabino		

Wickenburg
Wranglers

AZPREPS365

Photo not Provided

Alignment 3A West
Region 3-2
Standings #3
Conference 5-4
Rank #12
Overall 5-5

No.	Name	Pos.	Yr.	Ht.	Wt.
1	Noah Cloutier	WR, DB	Sr	5'9"	
2	Trace Buchert	QB, OLB	So	5'11"	190
3	Erik Mayerhoffer	WR, FS	So	5'5"	
4	Kevin O'boyle	QB, SS	So	5'8"	141
4	Vincent Lorefice	WR, CB	Sr		
5	Braydon Hershkowitz	MLB, WR	Sr	5'7"	175
6	Logan James	QB, SS	Jr	5'5"	125
7	Logan Jones	TE, OLB	Sr	6'0"	180
8	Calogero Dicamillo	QB, SS	Sr	5'10"	165
9	Benjamin Baker	QB, FS	Fr	6'0"	
10	Kaden Conway	WR, SS	Sr		
11	Eleazar Dominguez	WR, CB	Jr	5'8"	130
12	James Johnson	WR, CB	Jr		
13	Drew Ullery	TE, OLB	Sr	6'1"	
17	Damien Rodriguez	FB, DB	So	5'6"	
18	Ryan Batdorf	WR, FS	Sr	5'10"	145
18	Zach Dalley	RB, MLB	Jr		
18	Zack Dalley	WR, CB	Jr	5'11"	120
24	Dallyn Weaver	WR, CB	Sr		
24	Sulief Willis				
26	Kade Roberts	RB, MLB	Sr	5'9"	185
27	Rafael Herrera	RB, CB	So	5'9"	135
28	Klayton Smid	RB, OLB	So	5'7"	
33	Manuel Santiago	MLB, G	So	5'8"	
35	Javier Galaz	WR, OLB	Sr	5'9"	140
41	Korbyn Dowdy	RB, MLB	Sr	5'11"	180
44	Landen Dicamillo	RB, OLB	So	5'10"	
50	Trystan Cade	T, DT	Jr	6'2"	240
51	Michael Bowie	C, DT	Sr	5'8"	
57	Oscar Navarrete	G, DT		5'9"	165
63	Chaz Pitts	DT, G	Sr	5'10"	210
63	Rylan Hopkins	G, DT	Jr	5'11"	190
65	Carson Hone	G, DT	So	5'8"	
65	Trino Hernandez	T, DT	Jr	5'11"	240
67	Justin Hayes	DE, G	Jr	5'11"	165
69	Edgar Solorzano	G, DT	So	5'9"	
70	Heriberto Carrasco Estrada	WR, CB	Jr	5'4"	110
72	Justin Lara	DE, G	Sr		
75	Garrett Fletcher	DE, T	So	6'0"	
76	Luis Carrasco	G, DE	So	5'11"	
77	Wyatt Gibson	G, DT	Sr	5'8"	295
78	Drake Sims	C, DT	Sr	6'5"	
79	Cole Gibson	G, DT	So		
80	Luke Drescher	WR, CB	Jr	5'10"	135
81	Caydon Haney	WR, CB	So	5'11"	130
82	Josue Gutierrez	OLB, TE	So	5'9"	
83	Evan Jacobsen	WR, CB	Sr	5'11"	
85	Boyce Kraut		Sr		
	Christian Castaneda		Fr		
	Rawley Arballo	FB, MLB	Fr		
	Greyson Robinson	WR, CB	So		
	Daniel Rodriguez				
	Dante Rodriguez		So		
	Jacob Stanley	QB, SS	So		
	Axel Barra	T, DE	So		
	Jesse Anderson		Fr		
	Noah Akins	C, DT	So		
	Logan Vollgraf	WR, CB	Fr		
	Alex Ochoa Torres	DE, G	Jr		
	Alex Jimenez	G, DT	So		
	Trent Jepsen		Fr		
	Jaxson Hone	FB, MLB	Fr		
	Francisco Galaz	WR, CB	Fr		
	Nick Formica				
	James Coppedge	C, DT	Fr		
	Michael Collum	DT, G	Jr		
	Edgar Camarena	DE, T	Fr		
	Tobie Roberts				
	Ben Muenpetch		Sr		
	Colden Chaulker	DE, G	So		
	Noble Goode				
	Wyatt Conley		So		
	Wyatt Conley				
	James Coppedge	G, DT	Fr		
	Aiden Culp		Fr		
	Chase Cumings	DT, G	So	5'10"	190
	Dan Fletcher				
	Luis Galvez		Fr		
	Robert Gouer				
	Noah Michelli	WR, CB	So		
	Landon Hill	T, DE	Jr		
	Jonathan Jimenez	T, DE	Fr		
	Austin Lauritsen				
	Ish Mac				
	Ishmael MacNeil	WR, MLB			
	Zach Mason	T, DT	Jr		
	Sawyer Mcclure	WR, CB	Fr		
	Noah Michelli	WR, CB	So		
	Aiden Amaral	WR, CB	Fr	5'9"	135

Date		Opponent	Result	
8/27	vs	Dysart	W	19-0
9/03	@	ALA - Gilbert N.	L	0-60
9/10	vs	Parker	L	28-34
9/17	@	Prd. Honor	W	67-22
9/23	vs	Vall Chr.	L	6-26
10/01	vs	River Vall	L	0-49
10/08	@	Kingman	W	28-0
10/14	@	Chino Vall	W	26-13
10/22	@	Mohave	W	30-8
10/29	vs	Yuma Cath.	L	0-55
11/05	@	Round Vall		

AIA

The AIA requests that you model good sportsmanship by refraining from derogatory cheers, chants, or behavior toward students, coaches, officials, or other spectators. Speak out if you see inappropriate behavior by immediately notifying event management staff. Together, we can provide a safe and respectful environment for all.

Round Valley
Elks

AZPREPS365

Photo not Provided

Alignment 3A East
Region 3-1
Standings #2
Conference 6-1
Rank #5
Overall 9-1

No.	Name	Pos.	Yr.	Ht.	Wt.
1	Seth Wiltbank	RB, FS	Sr	5'11"	170
2	Kyle Clark	QB, S	Fr		
3	Stockton Brown	WR, FS	Sr		
4	Rylee Hamblin	WR, SS		5'11"	170
4	Riley Harlan	RB, OLB	Jr		
5	Jovan Ortiz	WR, CB	Sr	6'0"	170
7	Gauge Baker	RB, ILB	So		
8	Morgan Orona	OLB, WR	Sr		
9	Wyatt Reed		Fr		
10	Treyson Merrill	TE, DE	Jr		
11	Kaleb Newby	OLB, TE		6'0"	170
11	Dallon Walker	WR, CB	Jr		
12	Brody Ziegler	DE, T	So		
14	Kevin Flores	K	Jr		
16	Connor Lueker		Fr		
18	Sergio Camunez	K			
19	Travis Finch		So	0'10"	165
21	Ganon Erhart	NG, RB	Sr		
22	Ricardo Morales	WR, CB	So		
23	Brett Jordan	OLB, TE	So		
24	Cole Tom		Fr	5'6"	120
24	Rowdy Rivera	WR, CB		6'0"	160
28	Ryker Marble	QB, FS	So	5'9"	145
30	Joaquin Hernandez	RB, S	Fr		
32	Brandon Pena		Fr		

No.	Name	Pos.	Yr.	Ht.	Wt.
35	Tom Schimdt		Jr		
44	Marc Irigoyen	RB, MLB		5'8"	165
44	Niko Pena	WR, FS	Sr		
50	Armando Garcia	G, DE	Jr		
51	Ryan Pena	C, DT	Fr		145
52	Josh Davis	G, DT	Sr		
54	Brody Finch		Fr		
55	Derrick Gilliam	C, DT	So		
56	Jadon Cisco	C, NG	Sr	6'2"	265
58	Kyler Rominger	G, MLB	Sr		
65	Noah Dana	G, DT	So		
66	Kayden Sloane	G, DT	Sr	5'11"	200
68	Conner Lackey		Fr		
75	Brandon Strickland	T, DT	Sr		
76	Oscar Guiterrez		Fr		
77	Keanu Clark	T, DE	Jr		
78	Wyatt Hetrick		Fr	0'10"	
88	Makai Funaki	TE, DE		6'4"	235
88	Jordan Elmer	WR, DB	Jr		
	Merik Pettit				
	Greg Smith				
	Jonathan Madrid		Fr		
	Randy Stewart				
	Nic Snyder				
	Damien Garza				

Date		Opponent	Result	
8/27	@	Phx Christ	W	48-0
9/03	vs	Morenci	W	46-7
9/09	@	St. Johns	W	62-20
9/17	vs	Chinle	W	62-8
9/24	vs	Mmnt. Vall	W	56-13
10/01	@	Payson	W	19-6
10/08	@	Show Low	W	36-32
10/15	vs	EFoothills	W	51-7
10/22	vs	Snowflake	L	8-52
10/29	vs	Winslow	W	49-19
11/05	vs	Wickenburg		

AIA

The AIA requests that you model good sportsmanship by refraining from derogatory cheers, chants, or behavior toward students, coaches, officials, or other spectators. Speak out if you see inappropriate behavior by immediately notifying event management staff. Together, we can provide a safe and respectful environment for all.

Payson
Longhorns

AZPREPS365

Alignment 3A East
Region 2-3
Standings #4
Conference 6-4
Rank #13
Overall 6-4

Photo not Provided

No.	Name	Pos.	Yr.	Ht.	Wt.
2	Tyler Wilson		Jr		
2	prestin Bowman	WR, SS	So		
4	josh reynolds	WR			
5	Travis Christianson	ILB, RB	Sr	6'0"	185
6	Devonte Johnson		Jr	6'1"	
6	Clayton Beron				
7	Joe Ortiz	WR			
8	Noah Koekus				
8	Connor Hatch	WR, CB	Sr	6'1"	155
9	Payton Garr	WR, OLB	Fr		
10	Kellen Mills	SS	Sr	5'10"	170
12	Wyatt Ashton		Jr	6'0"	160
18	Zack Ludtke		Sr	6'2"	
18	Mason Herrera	FS, WR	Fr		
21	Sergio Madrid		So	5'7"	129
22	Fischer Pelto	RB, MLB	So		
22	Caleb Marinelli	RB	Jr	5'10"	160
22	Alex Leos	WR			
23	Mike Dominguez				
24	Gabriel Hilgendorf	WR, CB	Jr	6'2"	155
25	Ayden Ormand	FB, OLB	Jr	5'9"	165
26	Carlito Rodriguez		Jr		
31	Hunter Bowman		So		
32	Daltin Stockon		Jr	6'0"	
32	Daltin Stockon		Jr	6'0"	200
33	Nick Dimbat		Sr	5'10"	
34	Luke Schruer	RB, DE			
34	Dylan Crutcher	RB, SS	Jr	5'8"	140
35	Chance Zale				
35	Hunter Stanfield	DE, WR	Sr	6'3"	175
44	Kelton Taylor		So		
50	Jake Joslin	MLB			
50	Salvador Sellis		Jr	5'10"	
51	Zach Cancasci			5'9"	238
52	Caleb Osier		Jr	5'10"	
53	Cooper Herrera		Jr	5'10"	
53	Levi Herrera	MLB, RB	So		
54	Robbie McAnerny		So		
55	Jimmy Johnson	OL, DL	Jr	5'9"	
56	Fransisco Vasquez			5'9"	211
57	Cutter Landress		So	6'3"	185
58	Rohan Smith	G, DE	Sr	5'10"	205
58	Luke Christian			6'0"	205
65	Austin Randall		Sr		
67	Ethan Nez		So	5'10"	240
67	cyle moss				
69	Dayton Morris		Sr	6'3"	
78	Spencer Bell		Sr	5'9"	255
80	Clayton Fitzhugh		Jr	6'0"	107
80	Keenan Lozano	FS	Fr	6'0"	
80	Chandler Bunting	WR		5'9"	130
81	Toby Gressley		Sr		

No.	Name	Pos.	Yr.	Ht.	Wt.
88	Anthony Gonzales		Jr	5'9"	
	Mason Herrera		Fr		
	Easton Redford				
	Joey Rhea				
	mathew Rudicill				
	Matthew Rudicill				
	itzak tanenhaus				
	lars Tanner				
	James Watson	DE, C			
	Josh Wright				
	Kurtis Kelton	G			
	Christopher Kavanaugh	T	So		120
	Abdiel Amaya	G, T	Sr	5'10"	
	Julian Parker				
	Levi Hererra		So		
	Anthony Gurrola		Fr		
	Anthony Gonzalez				
	Nathen English		Fr		
	Jonah Clifton	WR, CB	Sr	5'5"	122
	Cody Cliburn		So		
	Dylan Carranza	T	Fr		
	Wyatt Burdette		Fr	5'4"	
	Ben Bellefeuille	C, G	So		
	Cody Ambrosini		Fr	5'11"	176
	Al Parone				
	Alex Macias				
	jonathon organ				
	joshua briceland				
	Kaden White		Fr		
	Raul Sias		So		
	wyatt saurage				
	Ethan Rosselli	WR, CB	So	5'7"	
	Cristian Ramirez		So		
	Bradley Mendoza millan		Fr		
	Robbie Macenerny				
	Trey Leblanc	WR	Fr		
	Daiton Leblanc		So		
	cutter Landress				
	race Car				
7/4	Dexter Waterman		Jr	6'0"	152
	riley duffy				
	Charlie Francis				
	Lane Glinzak		Jr		
	mike hancho				
	hunter Harold				
	kian heron				
	Tyler Heskett				
	chris johnson				
	Henry Keahey				
	Nate kennedy				
	Talon Adams		Fr		

Date		Opponent	Result	
8/27	vs	Chino Vall	W	33-20
9/03	@	Eastmark	L	16-19
9/10	vs	Tuba City	W	47-6
9/16	@	Ftn Hills	W	31-6
9/24	@	Chinle	W	62-0
10/01	vs	Round Vall	L	6-19
10/08	vs	Snowflake	L	17-52
10/15	@	Show Low	L	8-61
10/22	@	Winslow	W	32-30
10/29	vs	Blue Ridge	W	27-26
11/05	@	Yuma Cath.		

AIA

The AIA requests that you model good sportsmanship by refraining from derogatory cheers, chants, or behavior toward students, coaches, officials, or other spectators. Speak out if you see inappropriate behavior by immediately notifying event management staff. Together, we can provide a safe and respectful environment for all.

Yuma Catholic
Shamrocks

Alignment 3A West
Region 5-0
Standings #1
Conference 7-1
Rank #4
Overall 9-1

No.	Name	Pos.	Yr.	Ht.	Wt.
2	Dion Quintana	WR, DB	Jr	6'2"	175
3	Austin Rush	WR, CB	Sr	5'11"	175
3	Jamar McFarlane	RB, CB		5'10"	180
3	Amin Hines	G, QB		6'3"	175
4	Richard Stallworth	QB	Jr	6'2"	205
4	Zaire Riley	WR, CB	Sr		
4	Caleb Conley	CB, WR			
5	Dezmend Esquivel	RB, MLB	Sr	5'7"	170
6	izayah rooks	CB			
6	Justin Erath	TE, DE	Jr	6'3"	190
7	Jonah León	WR, FS		5'10"	170
7	DJ Sakay	RB, SS	Sr	5'9"	165
8	Ryder Voutt	TE, LB	Jr	6'1"	180
8	Nathan Villapudua	OLB, OLB	Sr	5'11"	160
8	Issac Torres	WR			
8	Tevon Mellor	RB	Jr		
8	Ryder Voutt	TE, DE	Jr	6'0"	165
9	Rhett Vance	TE, DE	Jr	6'2"	175
9	Rhett Vance	TE, DE	Jr	6'3"	175
9	Andrey Acosta	QB	Sr		
10	Angel Nunez	TE, TE			
10	Mario Martinez	WR, FS	Sr	6'1"	185
11	Gage Reese	QB		6'1"	160
11	Austin Johnson	TE, OLB	Jr	6'2"	185
12	Austin Priest	WR, SS	Sr	6'0"	175
13	Luke Stallworth	WR, CB	Jr	6'0"	170
13	Luis Castro	WR, CB		5'9"	150
14	Diego Arreola	K, P	Jr	6'2"	185
14	Diego Arriola	K, P	Jr	6'2"	185
17	Jack Hallberg	WR, FS	Jr	6'0"	134
17	JohnWessley Young	WR, FS		5'7"	125
17	Joshua Rodriguez	RB, CB	Jr	5'6"	145
17	Cash Hancock	RB, DB	Fr	5'5"	140
19	Matt Chavez	TE, QB		5'10"	180
19	Easton Jones	WR, DB	Jr	5'7"	160
19	Matthew Chavez	TE, QB			
21	Jace Seale	RB, DB	Jr	5'6"	145
21	Ean Chavez	RB, CB		5'9"	175
22	Devon Black	RB, LB	Sr	5'8"	195
22	Ben Stover	FS, WR		6'1"	
22	Jackson Howe	OLB, TE		6'0"	165
23	Jarred Marquez	RB, LB	Jr	6'2"	210
23	Jesus Zamudio	CB, WR			
24	Tayt Ford	RB, OLB	So	5'9"	175
24	anthony roth	CB, SB		5'7"	136
24	Draike Morales	OLB, T	Sr	6'1"	208
25	Dagen Dunn	QB, MLB	So	5'9"	185
26	Darryl Coleman	WR, CB	Fr	5'10"	160
31	Brandon Lee Miller	FB, OLB		5'8"	170
31	Donovan Armstrong	FB			
31	Gunnar Kershaw	RB, LB	Fr	5'8"	179
32	Hunter Hancock	RB, LB	Fr	5'9"	160
32	Miguel Angel Loya				
33	McConnell Martinez				
33	Landen Urquijo	WR, DB	So	6'3"	180
34	Hayden Beck	FB, DE	Fr	6'0"	175
35	Jacob Perius	WR, DB	So	5'9"	170
37	Saul Martinez	K		5'10"	140
40	Mathew Tapia	MLB, FB		5'7"	174
40	Devin Deupree	RB, LB	Sr	5'8"	155
43	Rocky Stallworth	RB, LB	Fr	6'0"	170
44	Luke	OLB, OLB			

No.	Name	Pos.	Yr.	Ht.	Wt.
44	Zach Castaneda	RB, LB	Sr	5'10"	205
45	Jonathan Hernandez	MLB		5'11"	187
47	Michael Garcia	WR, DB	Sr	5'8"	145
51	Jacob Bernal	DE		5'10"	205
52	Jose Jimenez	RB, LB	Jr	5'10"	180
52	Jacob Lawseth	DE			
53	Isaac Villaverde	MLB	Jr	6'1"	205
54	Ivan nino	C		5'10"	220
54	Hector Sanchez	T, DT			
54	Tryston Hall	OL, DL	Jr	6'1"	230
55	Lorenzo Duran	T, DT	Jr	5'10"	200
56	Adrian Perez	T, DE		6'3"	190
58	Nathan Rodriguez	OL, DL	Jr	5'10"	265
60	Angel Felix	OL, DL	Sr	5'7"	180
62	Seth Stoner	G, DT	Jr	5'11"	230
63	Nicholas Johnson	G			
63	Jackson Gebhart	T, G	Jr	6'1"	
64	Ryan Lee			5'6"	
65	Brannon Weatherby	C, DT		6'3"	265
66	Trenton Blomquist	OL, LB	So	6'3"	180
66	Trenton Blomquist	C, MLB	So	6'3"	190
69	Randy Leamons	DE		5'11"	190
69	Sebastian Bustamante	T, T			
69	Jase Barksdale	T, DL	Sr	6'4"	220
70	Francisco Acosta	T, DT		6'2"	215
70	Andre Rosas	T, DT	Sr	6'0"	240
71	Jayden Dobson	DT, DE		6'3"	275
71	vincint saucedo	G, NG	So	5'8"	175
72	Zander Morris	G, NG	So	5'10"	160
72	Gideon Patrick	NG, DT		6'4"	230
74	Jesus Ellin	DT, G		5'9"	295
75	Jace Young	OL, DL	So	5'7"	240
77	Elijah Rooks	OL, DL	Jr	5'11"	235
77	Isaac Olsen	DE			
78	Wesley McDonald	T, DE		6'2"	21
79	Max McVicker	OL, DL	So	6'2"	240
80	Jaxson Jones	TE, DE	So	6'3"	210
80	Leo Nunez	DE			
80	Jaxson Jones	TE, DE	So	6'3"	210
81	Matthew Rivera	WR, DB	So	5'11"	165
81	Rakai Malone	WR, SS		6'0"	150
83	Logan Rush	WR, FS	Jr	6'3"	180
88	Zach Grober	TE, DE		6'5"	212
	Matt White				
	Randy Gonzalez	G			
	Timothy Bodine			5'11"	195
	Aaron Cheatwood				
	Kris Cheatwood				
	Jim Ewan				
	Jake Fanning				
	Antonio Gil	RB, LB	So	5'8"	165
	Jose Jimenez	OL, DL	Jr	5'10"	180
	K Washington				
	luis olmos	K, MLB			
	Kris Pelroy	OL, DL	Jr	5'11"	210
	Josh Rodriguez	RB, DB	Jr	5'6"	145
	Tark Rush				
	Jace Seale	RB, DB	Jr	5'6"	165
	Keith Simmons				
	Steve Stallworth				
	Chris Stutzriem				

Date		Opponent	Result	
8/27	@	SLAM Acad	W	42-0
9/03	@	Bourgade	W	67-0
9/10	vs	Coolidge	W	58-0
9/17	@	ALA - Gilbert N.	L	25-28
9/24	vs	Mohave	W	42-0
10/01	@	NW Christ	W	36-14
10/08	vs	Chino Vall	W	63-0
10/15	@	River Vall	W	29-26
10/22	vs	Kingman	W	62-0
10/29	@	Wickenburg	W	55-0
11/05	vs	Payson		

Total Office Solutions

Get in touch with our workflow experts today for customized office solutions

480-305-5500

PACIFIC OFFICE AUTOMATION
Managed IT Services
— PROBLEM SOLVED —

4501 E McDowell Rd.
Phoenix, AZ 85008

pacificoffice.com

NFINITY

THE OFFICIAL SHOE & BAG OF CHEERLEADING PARTNERS WITH

AZPREPS365

LEARN ABOUT OUR CUSTOM NFINITY EDGE UNIFORMS AND SEE DESIGNS ON NFINITY.COM OR CLICK HERE

CALL OUR ARIZONA SALES REP, HAVEN PARISH, AND DISCUSS SHOES, BAGS, UNIFORMS, & OTHER OFFERINGS

NFINITY TAKES CARE OF EVERYTHING FROM START TO FINISH MAKING THIS PROCESS AS SEAMLESS AS POSSIBLE

TEAM SPECIALS FOR ALL AIA MEMBERS! CONTACT

HAVEN@NFINITY.COM

Safford
Bulldogs

AZPREPS365

Photo not Provided

Alignment 3A South
Region 1-3
Standings #4
Conference 2-4
Rank #14
Overall 6-4

No.	Name	Pos.	Yr.	Ht.	Wt.
1	Dylan Botkins	WR			
2	Jojo Ruelas	QB	So		
3	Izaiah Alvarado	DB	So		
3	Izaiah Alvarado	DB	So		
3	Jerick Arbizo			5'9"	160
3	Noah Bevens			5'9"	155
3	Hunter Saline	RB, OLB	Jr		
3	Hunter Saline	RB	Jr		
3	Hunter Saline	RB, P	Jr		
4	Mason Duros			5'11"	180
4	Matthew Barragan	QB, CB	Sr		
5	Aaron Alvarado	RB, CB	Sr		
5	Samuel Tobias	DE, SB		6'3"	215
5	Robert Mondragon	WR, CB	Jr		
5	Aaron Alvarado	RB, WR	Sr		
5	Jejdrique Chavez	WR, SS		6'4"	200
5	Robert Mondragon	WR, C	Jr		
6	Ben Tellez	WR	Jr		
7	Noah Dominguez	QB, DB	So		
7	Justin Torrio			6'1"	145
8	Karson Zimmerman	RB, LB	Sr		
10	Eduardo Ogaz			5'8"	155
10	Brigham Tobias	QB	Jr		
10	Chris Shatto	QB, WR	So		
11	Estevan Herrera	WR, DB	Sr		
11	Jared Garcia	CB		5'11"	160
12	Devon Schilling	WR, LB	Jr		
13	Lukas Fertig	WR, DB	Jr		
13	Lukas Fertig	WR, DB	Jr		
14	Nate Quintero	WR, S	So		
14	Nathaniel Quintero	WR, SS	So		
15	Ray Granados	RB, MLB	Sr		
15	Jayden Arbizo	OL, DL	Sr	5'11"	
16	Isaac Herrera	WR, DB	Sr		
18	Ki Turner	WR, DB	So		
19	Milo DeSpain			6'2"	180
19	Chris Trujillo	WR, CB	Jr		
19	Nephi Fox	WR, DB	So		
20	Fernando Gonzales	RB, DL	Sr	5'10"	
21	Brady Wiley	WR, CB			
21	Devon Donaldson	TE, MLB	Sr		
22	Damian Rios	RB, CB	So	5'6"	130
22	Alyxx Garcia			5'9"	185
23	Cj Scrivner	RB, OLB		6'1"	195
23	Armando Carrillo	RB, CB	Sr		
24	Marco Rodriguez	WR		5'9"	170
24	Trett Wiltbank			6'1"	
24	Luis Aguilar	RB, FS	Sr		
25	Adryon Castillo	RB, DB	So	5'9"	145
25	Adryon Castillo	RB, DB	So		
27	Michael Chavez	CB	So		
28	Christian Smith	RB, MLB	Sr	6'2"	
30	Kaleb Cordova	RB, MLB	So		
30	Dylan Dorrell	MLB, RB		5'10"	185
31	Shawn Bak	TE, MLB	Jr		
31	Charles Wylie				
31	Shawn Bak	TE, MLB	Jr		
31	Robert White	RB		5'7"	170
32	Matthew Mendez	RB, CB	Jr		
32	Rhett Hawkins				
32	Matthew Mendez	RB, CB	Jr		
32	Landen Shurtz			5'11"	175
32	Bernardo Carrillo	RB, LB	Jr		
33	Michael Arrellin	LB, LB	Jr		
33	Dax Gonzalez			5'10"	180
34	Rudy Veloz	WR, DB	Jr		
34	Angel Atencio			5'10"	150
36	Micah Chaplin	DE	Fr		
40	Zachary Smith	TE, MLB	Jr		

No.	Name	Pos.	Yr.	Ht.	Wt.
51	Briggs Baldwin			6'3"	220
51	Gabriel Leon	G, DE	Jr		
52	Aidan Arbizo	C, DE	Jr		
54	Brandon Aguilar	OL, DL	So		
54	Brandon Aguilar	OL, DL	So		
55	Beau Mcgrew	G, DE	Sr		
55	Matthew Thomas			6'2"	185
56	Henry Cortez-Leon	G, DE	Sr		
56	Henry Cortez leon	G	Sr	5'9"	
56	Preston Yapp			6'0"	175
56	Gage Mejia	G, DE		5'9"	186
57	Ethan Richardson	T, DE	Sr		
61	Jacob Ross	T			
61	Ramkn Melendrez	DE			
61	Ramon Melendrez	G, DT	Jr		
64	Solomon Sipes	DT			
64	Shane Patton	MLB			
64	Francisco Lemus	C	Jr	5'11"	280
64	Francisco Lemus	C, DE	Jr		
64	Rene Duran			5'10"	220
64	Matthew Tavizon	T, OL	Sr		
64	Matthew Tavizon	T, DL	Sr		
65	Gregory Moreno	LS	Sr		
65	Patrick Aranda	DT, T		6'0"	240
66	Joel Cortez	G, DT	So		
66	Connor Melendez	G, DE	Jr		
66	Jordan Turner	DT, DE		6'4"	240
69	James Brandes	DT	Jr		
70	Brenden Gunnett	DT	Jr		
71	Garrett Pritchard	G, C	Sr	5'10"	225
72	Matthew Hensley			6'2"	200
72	Tanner Emery	T, DE	Jr		
72	Tanner Emery	T, DE	Jr		
74	Aidan Arbizo		Jr		
75	Gary Smith	G, OL	So		
75	Brannon Jurado	DE, DT		5'11"	195
75	Nathaniel Maldonado	C			
75	Gary Smith	G, DL	So		
76	Trever Sanchez	OL, DL	So		
77	Van Hargis	T, DE	Sr		
77	Kamaris Wilson	OL, DT	So		
78	Desmond Ruiz	T, DT	Sr		
78	Zach Juarez				
78	Desmond Ruiz	T, DL	Sr		
79	Jaden Arvizu	T, DT	Sr		
81	Bryant Montoya				
84	Allen Lines	WR, CB	Sr		
84	Sylis Welchman	TE, DL	So		
84	Sylis Welchman	TE, DL	So		
84	Shaun Jaramillo	WR, QB			
85	Brayden Bowman	TE, DL	So	6'0"	185
88	Kavan Garner	MLB, OLB	Jr		
88	Collin Thompson	DE, TE		6'2"	235
88	Gregory Crossley	WR, DB	Sr		
94	Andres Ambriz	OL, DL	Sr		
	Ben Tellez	RB, WR	Jr		
	Sergio Lira	DT			
	Tyrell Andrews				
	Bernardo Carrillo	RB, LB	So		
	Mason Dauenhauer	OLB			
	Cole Hathaway		So		
	Isaac Herrera	WR, DB	Sr		
	Rudy Martinez				
	Travis Stephenson				
	Hunter Mullins				
	Bryan Ogas				
	John Omera				
	Zayden Sanchez	RB, LB	Fr		
	Devon Schilling	RB, WR	Jr		

Date		Opponent	Result	
8/27	@	Blue Ridge	W	20-19
9/03	vs	Pima	W	23-6
9/10	vs	Empire	W	28-6
9/17	vs	Douglas	W	42-0
9/24	@	Sahuarita	W	34-10
10/01	vs	Vall Chr.	L	27-48
10/08	@	Pueblo	W	13-12
10/15	vs	Pusch	L	14-38
10/22	@	Sabino	L	14-49
10/29	@	Thatcher	L	0-55
11/05	@	Vall Chr.		

Valley Christian
Trojans

AZPREPS365

Photo not Provided

Alignment 3A Metro East
Region 3-1
Standings #2
Conference 7-1
Rank #3
Overall 9-1

No.	Name	Pos.	Yr.	Ht.	Wt.
1	Hunter Heeringa	QB, DB	Jr	6'0"	165
2	Dominic Ferrara	RB, LB	Jr	5'11"	175
2	Kaden Majercak		Sr	5'9"	195
3	Ethan Tovar	RB, DB	Jr	5'8"	165
4	Caleb Lewis	TE, FB	So	5'10"	190
4	Caleb Lewis	MLB, RB	So	5'10"	185
5	Hunter Heeringa		Jr		
5	Jonny Ellwanger				
5	Chase Sanchez				
5	Gunnar Link	QB, DB	So	5'9"	145
6	Treyten Horstman	SS, WR	Sr	6'1"	185
6	Treyten Horstman	WR, DB	Sr	6'2"	175
7	Austyn Gerard	WR, DB	Sr	5'10"	170
8	Wilson Kaehr	K	So		
9	Jeremy Kuiper	TE, FB	So	6'0"	180
10	Nick Thrappas				
10	Hunter Horstman	RB, LB	Jr	6'0"	175
11	Cade Accomazzo	WR, DB	Jr	6'0"	170
11	Sayer White				
12	Dylon Jones	WR, DB	Jr	5'9"	145
13	Garrett Smith	WR, DB	Sr	6'2"	180
14	Will Bastian	WR, DB	So	6'0"	140
15	Ethan Heinrich	WR, DB	Jr	6'2"	200
15	Patrick Cunha				
15	Ethan Heinrich	WR, FS	Jr	6'3"	190
16	Cole Bastian	WR, DB	So	6'0"	160
17	Luke Bastian	OL, DL	Jr	5'10"	180
17	Austyn Gerard	WR, FS	Sr	5'10"	170
18	Adam Bradford	WR	Jr	6'5"	200
18	Adam Bradford	WR, OLB	Jr	6'4"	195
20	Shane Haagsma			6'0"	170
20	Jared Jentgen	WR, DB	Jr	6'0"	150
21	Justin Erickson	WR, DB	Sr	5'8"	175
21	Justin Erickson	WR, SS	Sr	5'8"	175
22	Izaak Kubat				
22	Izaak Kubat	RB, DB	Sr	5'10"	170
23	Christian Bell	WR, OLB	Jr	6'2"	175
24	Aiden Salinas	MLB	Jr	5'11"	170
24	Colton McCollough				
24	Zach Dinsmore				
24	Aiden Salinas	OL, DL	Jr	5'8"	
25	Jackson Fuller	RB, LB	Jr	6'1"	170
25	Jack Fuller	RB, OLB	Jr	6'0"	
26	Kaden Majercak	RB, OLB	Sr	5'8"	195
28	Dominic Zvada	K	Sr	6'2"	150
30	Robert Harney				
31	Johnathan Ruiz	RB, OLB		5'9"	170
33	Preston McCollough				
34	Negash Fryar	K	Jr	6'3"	175
34	Negash Fryar	K, P	Jr	6'2"	160
35	Cameron Tucker				
42	Justin Regehr	RB, ILB	Sr	6'0"	210
42	Justin Regehr	MLB, FB	Sr	6'0"	195
47	TJ Kamgaing	RB, DB	Sr	5'9"	170
50	Cal Keeler	LS, DB	So	5'8"	140
50	Matthew Twist	MLB, RB	So	5'8"	150
51	Evan Sanchez	OL, DL	Sr	5'10"	220
52	Zach Villani	RB, LB	Jr	5'10"	170
52	Brad Lejcar				
53	Matthew Twist	OL, LB	So	5'9"	175
53	Chase Gentile				
55	Maddox Putnicki	OL, DL	Sr	6'4"	260
55	Maddox Putnicki	T, DE	Sr	6'5"	250
55	Dom Flowers				
56	Aj Zvada	C, T	So	6'1"	205
56	AJ Zvada	OL	So	6'1"	210
56	AJ Zvada	OL, DL	So		
57	Jaden Zimmerman	OL, DL	Sr	5'11"	225
58	Silas Venberg	OL, DL	Jr	6'0"	225

No.	Name	Pos.	Yr.	Ht.	Wt.
	Zander Roberts		Jr		
	Jake Rockafellow		Fr		
	Aiden Salinas				
	Evan Sanchez		Sr		
	Christian Smith				
	Garrett Smith	WR, FS	Sr		
	Luke Snyder				
	Ethan Tovar				
	Matt Tucker		Jr		
	Jimmy Twombly		So		
	Silas Venberg		Jr	6'0"	220
	Zack Villani	G, MLB	Jr	6'0"	185
	Jackson Warren	G, DE	Fr		
	Bryan Weese				
	Cole Wesson				
	Kyle Whiteside				
	Sam Winters				
	Lincoln Womack		Jr	6'2"	180
	Jayden Zimmerman		Sr		
	Dominic Zvada	K	Sr	6'2"	155
	Cory Robertson				
	Sean Bird	RB, DB	Jr	5'9"	145
	Nix Roberts		Jr	6'2"	190
	Jacob Brooks	QB, FS	Sr	6'2"	190
	Brennan Gentala				
	Gabe Garcia				
	Wesley Gammill		So		
	Calvin Gage			5'9"	117
	Dominic Ferrara	TE, OLB	Jr		
	Sanchez Family	QB			
	Caleb Dimartino				
	Van Dekkers		Fr	5'11"	140
	Brycen Crouch				
	Jackson Colbrunn				
	Braeden Buhlig	WR, CB	Sr	5'8"	110
	Davondre Bucannon		Sr		
	Sean Bird		Jr		
	Ethan Gomez				
	Miller Benton		Fr		
	Christian Bell	OLB, WR	Jr	6'2"	175
	Jonah Baxter		Fr		
	Will Bastian		So	5'11"	150
	Luke Bastian				
	Cole Bastian		So	5'10"	165
	Harrison Barrett	T, DE	So		
	Logan Ballou				
	Gage Allen				
	Dominic Affuso				
	Cade Accomazzo				
	Grant Vance	DE	Jr	6'1"	190
	Jimmy Twombly	TE, FB	So	6'0"	160
	Tommy Giek				
	Levi Graham				
	Carter Ray				
	Logan Kelley				
	Enrique Rannow		So	5'11"	150
	Llewellyn Payne				
	Trapper Parsons				
	Samuel Odom				
	Benson Mutuvi				
	Addison Morgan	T, DE	Fr		
	Addison Morgan	T, DE	Fr		
	Jude Moore		Jr		
	Curtis Manges				
	Kaden Majercak				
	Gunnar Link	QB, FS	So	5'10"	148
	Jeremy Kuiper		So		
	Eli Kluth		So		
	Cal Keeler		So		

Date		Opponent	Result	
8/27	vs	Snowflake	W	38-24
9/03	@	Mohave	W	49-26
9/10	vs	Gil Christ	W	49-8
9/17	vs	NW Christ	W	42-28
9/23	@	Wickenburg	W	26-6
10/01	@	Safford	W	48-27
10/08	@	Coronado	W	60-0
10/15	vs	AZ Prep	W	54-6
10/22	@	ALA - Gilbert N.	L	7-44
10/29	vs	Ftn Hills	W	56-22
11/05	vs	Safford		

Eastmark
Firebirds

AZPREPS365

Alignment 3A Central
Region 4-0
Standings #1
Conference 7-2
Rank #11
Overall 7-3

No.	Name	Pos.	Yr.	Ht.	Wt.
1	Devyn "DJ" Johnson	CB, WR	Jr	6'0"	165
2	Gianni Mascolino	QB, WR	Jr		
2	Gianni Mascolino	QB, FS	Jr	5'11"	165
3	Alejandro Campos	WR, CB	Jr	5'8"	150
4	Javery Mayberry	WR, DL	So	6'4"	205
4	Colin Randolph	QB, P	Sr	5'11"	170
4	Javery Mayberry	WR, DL	So	6'3"	200
5	Ramar Williams	DL, TE	So	6'1"	190
5	Randy Branton	QB, FS	So	5'11"	
5	Zavian Strom	RB, SS	Sr	5'10"	170
7	Kaiden Mccarty	WR, FS	Jr	5'9"	160
8	Rio Campbell	WR, FS	Jr	5'5"	145
8	James Martin	WR, CB	Jr		
10	Mack Molander	QB, FS	Jr	6'2"	200
11	Austin Johnston	WR, CB	Jr	6'0"	174
12	Preston Bradford	LB, TE	Jr	5'11"	180
16	Gavin Wilson	LB, RB	Jr	5'10"	162
17	Jaiden Pacheco	TE, CB	Jr	5'6"	131
17	Sam Wells	TE, FS	Jr	6'2"	170
19	Preston Purpura	WR, CB	Jr	5'7"	155
19	Preston Pupura	WR, FS	Jr	5'7"	155
20	Collin Minnaar	WR, CB	So	5'8"	135
21	MARKUS BAILEY				
21	Javien Celaya	RB, LB	So	5'10"	168
22	Diego Rodriguez	RB, FS	Jr	5'8"	160
23	Daylan Chichester	FS, WR	So	5'10"	155
24	Michael Jones	WR, LB	Sr	5'9"	150
25	Ebin Stanley	RB, SS	Sr	5'9"	150
25	Matthew Melendez	WR, CB			
25	Jordan Howard	LB, TE	So	6'2"	
26	Spencer Elzinga	K, P	Jr	5'9"	155
27	Bryce Hixon	WR, DB	So	5'7"	155
28	Kenyon Evans	WR, CB	Sr	5'6"	165
28	Logan Cook	RB, CB	Jr		
28	Kaleb Dewease	FS, WR	So	5'6"	145
30	Josiah Stevens	RB, MLB	So	5'7"	158
30	Josiah Stephens	LB, RB	So	5'7"	158
31	Jordan Daniels	WR, CB	Sr	5'10"	140
32	David Joyce	QB, SS	Jr	5'5"	117
32	Jaxon Bailey	FS, WR	So	5'11"	140
33	Landon Colon	WR, CB	Sr		
33	Kaden Armstrong	LB, FB	Jr	5'11"	210
34	Nick Prosser	WR, CB	So	5'9"	128
34	Nicholas Prosser	WR, CB	So	5'9"	128
35	Noah Lent	TE, LB	So	6'0"	165
37	Derek Martin	P, K	Sr	6'0"	155
39	Cameron Brown	CB, WR	Sr	5'11"	174
40	Nicholas Connors-Murray	WR, DB	So	5'9"	155
42	Coleman Samples	LB, RB	So	5'9"	166
44	Jeriah Krize	LB, FB	Jr	5'9"	170
45	Carson Minnaar		Fr		
46	Jared Hinton	RB, LB	So	5'7"	155
47	ET Gagnon		Fr		
47	Dylan Rothlisberger	RB, OLB	Sr		
48	Kevin Winegar	LB, RB	So	5'8"	157
50	Francisco Murrieta	OL, DL	So	5'10"	210
51	Keiton Blake		Fr		
51	Daunte Debbs	MLB, C	Jr		
52	Thomas Soria	OL, DL	So	6'0"	153

No.	Name	Pos.	Yr.	Ht.	Wt.
56	Ryan Maichl	OL, DL	Sr	6'2"	290
57	Ryland Hannah	OL, DL	So	6'1"	200
58	Isreal Krize	OL, DL	So	5'10"	220
60	Ashton Grant	OL, DL	So	5'8"	185
63	Landon Pol		Fr		
64	Reese Quiroz	OL, DL	So	6'3"	290
65	James Mayson	T, DE	Jr		
65	James Leck	OL, DL	Sr	5'10"	205
66	Deangelo Murrillo	OL, DL	Jr	5'11"	270
66	Deangelo Murillo	DE, DT	Jr	5'11"	270
68	Jacob Peterson	OL, DL	Jr	5'10"	
68	Colton Peterson	OL, DL	So	5'10"	200
70	Brayden Prosser	OL, LB	Jr	6'1"	180
71	Layne Wiley	DE, QB	Sr	6'1"	145
72	Jacob Trampp	OL, DL	Jr	6'7"	315
73	Elijah Strom		Fr		
73	Ayden Holsinger	C, DT	Jr		
75	Alex Thundershield	OL, DL	Jr	6'3"	300
76	Joey Dankenbring	G, DT	Jr	5'10"	230
76	Joey Dankenbring	OL, DL	Jr	5'10"	230
77	Leonardo Marquez	OL, DL	Sr	5'9"	270
79	Tillman Copelen		Fr		
81	Jackson Bluth	WR, CB	Jr		
88	Wyatt Mullenux	TE, LB	Jr	6'2"	210
88	Faith Gump	K, P			
88	Wyatt Mullenaux	TE, DE	Jr	6'2"	210
91	Jack Rosales		Fr		
	Trustin Thomas				
	David Dumas		So		
	Dylan Lambourne	WR, CB	Jr		
	Blake Heffron	QB, CB		5'8"	160
	Corbin Hanley		So		
	Blake Glover				
	Brayden Faris	WR	So		
	Owen Easton	WR, CB	Jr		
	Christian Davila				
	Brayden Mann				
	Tillman Coplen		Fr		
	Xander Casey		So		
	Keaton Blake		Fr		
	Javon Ashe	DE			
	Konrad Allison	G, T	Jr		
	Jack Rosales		Fr		
	Brody Madrigal		Jr		
	Anya Manning		Sr	5'8"	180
	Alex Thundersheild	T, DT	Jr		
	parker sanders	WR			
	Demetri Turpin		So		
	Demitri Turpin	RB	So		
	Caliber Wade				
	Paul Walsh				
	Elijah Strom		Fr		
	Kai Speer				
	Michael Reynolds				
	James Mayson				
	Landon Pol		Fr		
	Zachary Philips				
	Dominic Ollerman			5'5"	100
	Andrew Nelson		Jr		

Date		Opponent	Result	
8/27	@	River Vall	L	42-49
9/03	vs	Payson	W	19-16
9/10	vs	Pusch	L	24-28
9/17	vs	Dysart	W	50-13
9/24	@	Post Butte	L	14-41
10/01	vs	ALA - Ironwood	W	50-16
10/08	@	Coolidge	W	31-18
10/15	@	Sahuarita	W	45-7
10/22	@	San Tan	W	50-13
10/29	vs	Florence	W	34-7
11/05	@	River Vall		

River Valley
Dust Devils

AZPREPS365

Photo not Provided

Alignment 3A West
Region 4-1
Standings #2
Conference 8-1
Rank #6
Overall 9-1

No.	Name	Pos.	Yr.	Ht.	Wt.
1	Cj Hunter	MLB, WR	So		
1	Junior Pacheco	ATH	Sr	5'9"	
2	Enemecio Renteria	DB, WR	So	5'9"	
3	Nysaiah Vargas	WR, FS	So	5'4"	120
4	Peyton Boice	OLB, WR	Fr	6'0"	149
5	Gavin Hogencamp	QB, DB	Jr	5'9"	128
6	Vinnie Zavala	WR, C	So	5'11"	145
6	Curtis Olin	DB	Sr	5'4"	125
8	Johnny Delgado	K	Sr	5'8"	135
9	Jacob Boice	WR, DB	So	6'1"	170
10	John Skinner	LB, WR	Sr	5'7"	
11	Jake Purdy	LB	Jr	5'9"	
12	Yair Flores	WR, DB	Sr	5'6"	150
12	Yair Flores		Sr	5'6"	140
14	Gage Solano	WR, DB	Sr	6'0"	
15	Vinnie Zavala	WR, DB	So	5'11"	150
20	Jordan Hyde	WR, DB	Sr	5'11"	
22	Kenneth Clay	RB, CB	Jr	5'7"	145
23	Tanner Wood	MLB, OLB	Jr	5'10"	180
24	Zach Hammett	RB, LB	Sr	5'8"	170
26	Jayden Plotkin	RB, LB	Fr	5'9"	
27	Ashton Draper	FS, WR	Sr	6'3"	151
28	Kaleb Knueven		Fr	5'7"	120
30	Zach Torres	LB	Sr	6'0"	
32	aandre castaneda	T	Jr		
32	Ryan Matteson	MLB, WR	Sr	5'11"	165
36	Reyes Vasquez		Sr	5'8"	165
36	Reyes Vasquez	LB	Sr	5'9"	160
42	Kyle Osborne	WR, CB	Sr	5'11"	140
45	Mario Meza	LB, FB	Sr	5'10"	203
50	Jadin Bishop	OL	Jr	6'1"	210
52	Jesus Lopez	OL, DL	Sr	5'10"	185
54	Jeremy Julius		Sr	6'1"	
56	Connor Gerard		Jr	5'9"	155
62	Jeff Montano	OL, DL	Jr	5'9"	200
64	Belarmino Diaz	DT, DE	Fr	6'2"	210
65	Andrew Cervantes	OL, DL	Sr	5'10"	230
67	Dylan Eaton	OL, DL	Sr	5'10"	198
70	Michael Dulin	TE, DL	Sr	6'2"	230
70	Chris Dennis				
72	Matthew Thompson	OL, DL	Jr	6'1"	
73	Miles Burshia	OL, DL	So	6'0"	
75	Jalen Alonzo	OL, DL	Sr	6'0"	
78	Daniel Contreras	G, DT	Jr	6'2"	
82	Josh Sischo	TE, DE			
	Deshon Mack				
	Andrew Rodriguez				
	Jeffrey Montano				
	Tony Neubauer				
	Riley O'Bryant				
	Zach O'Hara				
	Riley Obryant				
	Rivelino Pacheco				
	Dyllon Pagett	K	Jr		
	Alejandro Payne	MLB	Fr		
	Killian Perez				
	Zeke Perez				
	Vincent Plancarte				
	Jeremy Queen	WR, CB			
	Christian Ramirez				

No.	Name	Pos.	Yr.	Ht.	Wt.
	Ronan Reaves				
	Gavin Rodriguez	TE	Fr		
	Ricky Vasquez		Sr	5'8"	140
	Dillion Russell	WR, CB		5'8"	150
	Dillon Russell				
	Xavier Russell				
	Dillon Ruvvel				
	Zach Sammut	CB, WR		5'8"	150
	Brody Shott				
	Cole Shott				
	Gage Solano		Sr		
	Shawn Stice	OLB, LS	Sr	5'9"	155
	Austin Sturdivant				
	Ty Williams				
	Jesse Whitehall				
	Jackson Warner				
	Trevor Walker				
	Pierce Mellenthin			6'0"	235
	Geoffrie Alder	DE	Fr	5'9"	140
	Oscar Lopez				
	Daniel Sesma	OL, DL	Fr	6'0"	220
	Hunter Bentley				
	Ryan Bates				
	daniel Bastas				
	Isaac Andrews	QB, FS	So		
	romeo Anderson				
	Samuel Zegler-evans	WR	Sr	5'11"	175
	Kaeleb Stanley	G	Fr	5'10"	220
	Benjamin Serrano	OL, LB	Fr	6'1"	
	Vanessa Bishop				
	Gavin Rodriguez	OL, DL	Fr	6'2"	220
	Matthew Reyes	G, NG	Fr	5'10"	210
	Nathan Penfold	C	Fr	5'10"	180
	Elijah Payne		Fr	5'6"	130
	Alejandro Payne	MLB	Fr		
	Lincoln Myer	DT	Fr	5'9"	170
	Jaycen Larance	QB, DE	Fr	6'2"	165
	Connor Ferrell	CB, WR	Fr	5'10"	135
	Jadin Bishop				
	Daniel Bowen				
	Joseph Lopez				
	Collin Goodman				
	Quentin Leonard				
	Mariø Jr Meza			5'7"	140
	jace johnson				
	Tyler Huff				
	Mark Hightower				
	Joshua Graves	WR			
	Hayden Goveia		Jr		
	Landon Garbo				
	Fernando Campos		So	5'8"	140
	Logan Fuller				
	Cody Fite		Sr		
	Jacob Ellmore	WR, CB			
	Tanner Dehne				
	PJ Cummings				
	Darwin Cruz				
	Amaro Contreas				
	Gavin Bryant	T	Fr	6'2"	180
	Andrew Cervantes				

Date		Opponent	Result	
8/27	vs	Eastmark	W	49-42
9/03	vs	AZ Prep	W	51-19
9/11	@	Chand Prep	W	49-0
9/17	@	Bourgade	W	47-0
9/24	vs	Prd. Honor	W	61-0
10/01	@	Wickenburg	W	49-0
10/08	@	Mohave	W	38-0
10/15	vs	Yuma Cath.	L	26-29
10/22	@	Chino Vall	W	63-6
10/29	vs	Kingman	W	49-6
11/05	vs	Eastmark		

AIA

The AIA requests that you model good sportsmanship by refraining from derogatory cheers, chants, or behavior toward students, coaches, officials, or other spectators. Speak out if you see inappropriate behavior by immediately notifying event management staff. Together, we can provide a safe and respectful environment for all.

Thatcher
Eagles

AZPREPS365

Photo not Provided

Alignment 3A South
Region 3-1
Standings #2
Conference 5-2
Rank #10
Overall 7-3

No.	Name	Pos.	Yr.	Ht.	Wt.
1	Landon Duncan	RB, CB	So	6'0"	
2	Bradyn Willey	WR, CB	Jr	5'5"	130
3	Clayton Allred	DE, WR	Sr	6'1"	175
4	Tanner Rios	WR, DB	Jr	6'0"	160
6	Brandon Napier	WR, QB	Jr	6'1"	160
8	Dallin Richardson	WR		5'11"	145
8	Wyatt Larson	QB, OLB	Sr	6'4"	190
9	Gavin Rogers		So		
10	Aric Petersen	QB, CB			
10	Aric Peterson	WR, CB		5'11"	170
10	Carter Peck	WR, LB	So		
10	Jett Howard	RB, OLB	Fr	5'7"	140
11	Slade Shupe	WR, DB	Sr	6'1"	175
12	Carter Bryce	WR, CB	Jr	5'9"	145
13	Landen Bryce	WR			
14	Chase Hernandez	RB, DB	So	5'9"	140
14	Chase Hernandez	CB, RB	So		
15	Landen Rios	WR, DB	So	5'9"	155
15	Dallin McCormies				
15	Landen Rios	QB, FS	So	6'0"	145
20	Damien Oriero	RB, LB	Jr	5'8"	185
21	Koye Farris	RB, CB	Jr	5'8"	145
22	Madden Magill	CB, WR	Fr		
22	Nicholas Puzas	WR, DB	Sr	6'0"	150
23	Trevin Gaylord	TE, LB	Sr	6'1"	185
24	Daniel Jones	DE, TE	So	5'10"	150
24	Jason Carrasco	FS, RB			
25	Tyler Jacob	WR, DB	Sr	5'8"	
26	Ayden Bingham	RB, OLB	Jr	5'10"	155
27	Koen Henry	WR, DB	So	5'6"	120
27	Koen Henry	WR, DB	So	5'6"	120
28	Blake Watson	WR, DB	Jr	5'8"	150
28	Blake Watson	WR, CB	Jr		
30	Joshua Mangum	RB, DB	Sr	5'8"	160
30	Josh Palmer				
31	Brennen Lunt	RB, LB	So	5'11"	185
32	Cody Jones	RB, LB	Jr	5'11"	200
32	Cody Jones	FB, OLB	Jr	6'0"	195
33	Cody Mullenaux	OLB, FB	Sr	6'0"	180
33	Christian Carter	RB, DB	So	5'7"	
34	Ammon Curtis	RB		5'8"	170
34	Kody Bingham	RB, DB	Fr	5'5"	140
35	Hunter Lee	K, CB	Sr	5'10"	
40	Brayden Oliver	TE, DE			
44	Patrick Nicholas	TE	Fr		
48	Landen Petersen	TE, LB	Sr	5'11"	210
50	Conner Woods	OL, DL	So	5'10"	190
50	Dominic Curran	C	Fr		
51	Derek Cameron	T, DE	Jr	6'2"	220
52	Brock Conrad			5'8"	210
54	Jackson Conrad	DT, OL	Jr	5'11"	225
54	Covin Woods			6'1"	220
54	Jacob Collins				
55	Dustin Largen	T			
56	Ky Moses	OL, DL	Sr	6'0"	255
57	Hall Gavin	OL, DL	So	6'0"	215
57	Mason Lee			5'11"	185
59	Aurelius Ramirez	OL, LB	Jr	5'6"	
60	Giovanni Traine				
60	Declan Carlton	C, DT	Sr	6'0"	235
61	Bradlee Sanders			6'0"	220
63	Bo Jacob	DT, T	So	5'7"	
64	Brigham Rasmussen	OL, DL	Fr	6'0"	220
66	James Green	OL, DT	Sr	6'0"	
66	James Green	OL, DL	Sr	6'1"	180
71	Scott Ambler	T, DT	Jr	6'4"	320
72	Peter Green	OL, DL	Sr	6'3"	350
73	Rylan Norton			5'8"	175
74	Jacob Rasumussen	T, DE	Jr	6'2"	240
75	Jacob Mattice	OL, DL	Sr	6'3"	295
76	Sam Rickert	C, DT	Jr	6'3"	205
77	Jacob Rasmussen	DE, OL	Jr	6'2"	260
78	Connor Cluff	T, DT	Sr	6'2"	190
78	Zachary Salazar	TE, DE	So	6'4"	
81	Jesse Green	WR, LB	Sr	5'11"	165
85	Brett Jones	LB, QB	Fr	6'1"	185
88	Tyler Swapp	TE, DE	Jr	5'11"	230
	Bodie Starbuck	DE, G	So		
	Paxton Echols	QB, RB	Fr	5'10"	150
	Benjamin Green	RB, OLB	So		
	Jade Goodman				
	Brandon Goodman			5'10"	155
	Billy Farris	CB, FS			
	Tristun Brown	MLB, RB	Fr		
	Don Curran	T, DT	Fr		
	Mccoy Carlton	T, DT	Fr		
	Sean Hinton				
	Kody Bingham	CB, RB	Fr		
	Caden Allred				
	Justun Hall			6'0"	180
	Ethan Homer	TE, DE	Fr		
	Zander Tihey	T	Sr		
	Lee Patterson	K, P	So	6'1"	375
	Rulon White				
	Nico Winklmair				
	Daniel Rowan				
	Syler Romero	T, DT	Fr		
	Landon Petersen		Sr		
	Brandon Payne	T, DT	So		
	Wyatt Nicholas	WR, FS	Fr		
	Jett Howard	RB, OLB	Fr		
	Kade Nelson			5'8"	160
	Porter Merrill	FB, MLB	Fr		
	Samuel Masten				
	Kade Lords	WR, CB	Jr		
	Tanner Lawson				
	Oskar Kieblesz			5'7"	180
	Brett Jones	QB, OLB	Fr		
	Rosin Goodman	WR, CB	Fr		

Date		Opponent	Result	
8/27	vs	Sahuarita	W	53-7
9/03	@	Florence	W	56-7
9/10	@	Pima	W	14-0
9/17	vs	Sabino	W	45-28
9/24	vs	Des. View	L	6-28
10/01	@	Empire	W	55-17
10/08	@	San Tan	W	49-7
10/15	vs	ALA - Gilbert N.	L	14-49
10/22	@	Pusch	L	14-41
10/29	vs	Safford	W	55-0
11/05	@	Pusch		

AIA

The AIA requests that you model good sportsmanship by refraining from derogatory cheers, chants, or behavior toward students, coaches, officials, or other spectators. Speak out if you see inappropriate behavior by immediately notifying event management staff. Together, we can provide a safe and respectful environment for all.

Pusch Ridge
Lions

Alignment 3A South
Region 3-1
Standings #1
Conference 5-2
Rank #7
Overall 8-2

No.	Name	Pos.	Yr.	Ht.	Wt.
1	Bryce Jewell	CB, WR	Jr	5'10"	160
2	Sammy Booker			6'1"	160
3	Drew Klingman	WR, LB	Jr	6'2"	170
4	Ryan Fontaine	QB, CB	Sr	5'11"	170
5	Hayden Hallett	QB, CB	Sr	6'2"	172
6	Jayden Rittenbach		Sr	6'2"	150
7	Isaiah Peyton	K, P	Jr	5'6"	136
8	Bubba Mustain	S, QB	So	6'1"	175
8	Evan Lovett			6'1"	210
9	Gabriel Castro	RB, OLB			
9	Grant Burk			6'4"	170
9	Jack Butler	WR, OLB	Jr	6'2"	180
10	Cody Rafacz	RB, LB	Jr	5'9"	175
11	Tyler Mustain	MLB, TE	Jr	6'2"	205
14	Levi LeBaron	WR, OLB	Sr	6'3"	170
14	Isaiah Huber			5'11"	160
14	Levi Lebaron	DE	Jr	6'3"	170
15	Ty Nelsestuen	WR, CB	Jr	5'8"	
18	Jacob Witt				
19	Robert Ablin			6'1"	170
20	Jonathan Goodwillie	RB, K	Sr	6'1"	
21	Javier Grajeda	RB, LB	Sr	5'8"	185
22	EJ McKenna		Sr	5'9"	150
22	Andrew Holbert	WR, S	Jr	5'11"	145
22	Drew Holbert		Jr	5'9"	155
24	Elai Flynn		Sr	6'0"	130
24	Brysen Barrios	RB, CB	Jr	5'6"	155
25	Abraham Grajeda	RB, LB	Jr	5'7"	175
27	Blake Dean	RB, LB	Jr	5'10"	185
28	Josh Tofel	WR, LB	Sr	6'0"	165
32	Logan Brown	OL, LB	Sr	6'2"	190
36	Christian Cromwell	OLB, G	Sr	5'11"	195
42	Phillip Raica	RB, MLB		6'1"	210
45	Jonathan Carroll			6'0"	185
51	Jesse Snapp		Sr	6'0"	130
52	Ethan Jones	MLB, OG	Sr	5'11"	175
54	Gabriel Witt	DE, OL	Sr	6'0"	205

No.	Name	Pos.	Yr.	Ht.	Wt.
54	Carson Lewis	DE, T		6'1"	185
55	Jordan Dean	OT, DL	So	6'3"	
56	Jackson Orr	C, MLB	Sr	5'7"	160
59	Jonathon Carroll				
63	Isaac Kenworthy	OL, DT	Jr	6'0"	150
64	Jordan Kouba	OL, DT	Sr	5'10"	185
64	Luke VandenBosch		Sr		
66	Josiah Rash	OL, DL	Sr	5'11"	185
67	Ilijah Warren	OL, DT	Sr	6'2"	205
69	Justin Ripperdan			6'1"	240
70	Grayson Hesse	OG, DT	Jr	5'9"	210
71	Nick Urias			6'0"	205
73	Adam Lopez	OL, DL	Jr	5'11"	
74	Jonathan Morgan			6'1"	280
75	Will Way	T, DE	Jr	6'4"	240
78	Jaren Keating	OL, DT	Jr	5'10"	
82	Phoenix Walters	TE, DE	Sr	5'11"	185
82	Toby Rodgers	OL, DL	Jr	5'11"	153
	Matthias Arnett		Jr		
	Jordan Voorhees		Jr		
	Gavin Dean		Fr	5'1"	89
	Mathias Arnett		Jr		
	Chris Bird				
	Sam Booker				
	Drew Klingman		Jr	6'0"	140
	Hudson Bossen				
	Alessandro Castro		Sr		
	Charlie Donnelly				
	Ricky Rossini		Jr		
	Ben Hernandez		Sr		
	Mike Lialios				
	Bubba Mustain		So		
	Cody Rafacz		Jr	5'9"	175
	Adam Rasnake			5'5"	149
	Heith Robinson		Sr		
	Isaac Rolon		Sr		
	Joaquin Borboa		Jr	5'6"	127

Date		Opponent	Result	
8/27	@	Benson	W	34-21
9/03	vs	Wldn Grove	W	27-15
9/10	@	Eastmark	W	28-24
9/17	vs	Sahuarita	W	53-13
9/24	vs	Snowflake	L	21-26
10/01	vs	CFoothills	W	35-14
10/08	@	Sabino	L	16-27
10/15	@	Safford	W	38-14
10/22	vs	Thatcher	W	41-14
10/29	@	AZ Prep	W	41-19
11/05	vs	Thatcher		

The AIA requests that you model good sportsmanship by refraining from derogatory cheers, chants, or behavior toward students, coaches, officials, or other spectators. Speak out if you see inappropriate behavior by immediately notifying event management staff. Together, we can provide a safe and respectful environment for all.

Monument Valley
Mustangs

AZPREPS365

Photo not Provided

Alignment 3A North
Region 5-0
Standings #1
Conference 8-2
Rank #16
Overall 8-2

No.	Name	Pos.	Yr.	Ht.	Wt.
0	Jacob Holiday	P			
3	Nahvonie Gray	WR, CB	Sr	5'7"	136
4	Cauy Betony	RB, CB	Jr	5'5"	120
6	Roberto Flores	WR, DB	Jr		
8	Damian Smith	WR, DE	Sr		
9	Eric Shepherd	WR, DB	Jr		
10	Andrew Sheppard	QB, WR	Sr	5'11"	180
11	Albrandon Byjoe		Jr		
12	Adrian Nelson	WR	Sr		
13	Stephen Hale	WR	Sr		
14	Maliki Yazzie	RB, OLB	Sr		
15	Devaughn Poorman	SB, CB	Sr	5'10"	145
17	Elijah Burbank	WR, LB	Jr		
19	Kameron Young	WR, QB	So	5'11"	175
21	Vernon Begay	WR, DB	Sr		
23	Jamarius Whitehorse	RB, LB	Jr		
24	Lyle Blackgoat		Sr		
25	Davin Salt	WR, CB	So	5'10"	130
26	Alek Holiday	WR, DB	Fr		
27	Myles Yazzie		Jr		
30	Tashawn Miles	RB, LB	Jr		
31	La'Vahtty Beverly	WR, DB	Sr		
32	Uzziel Flores		So		
33	Kentrell Begay	RB, LB	So		
36	Shawn Shorty	WR, CB	So		
40	Shane Litsui	RB	Jr		
40	Tefler Holiday	RB, OLB	So		
42	Eder Yanez	WR, DB	Sr		

No.	Name	Pos.	Yr.	Ht.	Wt.
45	Elijah Little	CB, WR	Sr		
50	Blane Begay	G, FB	Sr		
52	Jevonte Cody		Sr		
53	Keegan Holiday	OL, DL	Jr		
54	Caden Kescoli	DE, T			
55	Tyson Atene	T	Sr	5'10"	
56	Brody Smith	G	Fr		
58	Leighton Williams	C, DE	So		
58	Leighton Williams	OL, DL	So		
60	Kaidin Tsosie		Jr		
62	Ezekial Shorty		Sr		
64	Sadrian Tayah	DE	Jr		
66	Koy Phillips	T, DE	Jr		
67	Wayde Stanley		Sr		
69	Dylan Bradley	DT, G	Jr		
69	Lyle Blackgoat	RB	Sr		
70	Laredo Whiterock		Sr		
72	Dustin Whitehorse	TE	Jr		
74	Levi Black		Jr		
77	Darnell Johnson	DT	Sr	6'2"	
79	Justin Parrish	DT	Sr		
80	Nabahi Gilmore		Jr		
88	Jaden Redhouse	FS, WR	So	6'0"	140
	Billy Mitchell				
	Tyrrell Holiday				
	Lyn Franklin				
	Dustin Whitehorse	T			
	Roberto Flores				

Date		Opponent	Result	
8/27	vs	Winslow	L	15-20
9/03	vs	Cortez	W	43-0
9/10	vs	Ganado	W	41-6
9/17	vs	Kingman	W	31-30
9/24	@	Round Vall	L	13-56
10/01	@	Window Rk	W	40-12
10/08	vs	Chinle	W	67-0
10/15	vs	Tuba City	W	43-20
10/22	@	Ganado	W	35-0
10/29	@	Page	W	43-0
11/05	@	Snowflake		

AIA

The AIA requests that you model good sportsmanship by refraining from derogatory cheers, chants, or behavior toward students, coaches, officials, or other spectators. Speak out if you see inappropriate behavior by immediately notifying event management staff. Together, we can provide a safe and respectful environment for all.

Snowflake
Lobos

Alignment 3A East
Region 5-0
Standings #1
Conference 8-1
Rank #2
Overall 9-1

No.	Name	Pos.	Yr.	Ht.	Wt.
1	Garret Flake	RB, LB	Jr	5'8"	140
2	Eduardo Guevara	WR	Sr	6'0"	160
3	Jace LeSueur	DB	Sr	6'0"	170
4	Samuel Crockett	K, P	Sr	5'8"	165
5	Ryker Brimhall	RB, SB	Fr		
5	Rhett Wengert	RB, DB	Sr	6'0"	175
7	Camden Brimhall	RB, LB	Sr	5'7"	165
8	Davyn McCray	WR, DB	Jr	6'3"	170
9	Brennan Bryant	QB	So	5'9"	150
10	Caden Cantrell	QB	Sr	6'2"	200
11	Easton Butler	QB	Jr	5'11"	140
12	Kaiden Brewer	DB	Sr	6'2"	140
14	Merrick Ulberg	WR, DB	Fr	6'0"	150
14	Cayden Flake	CB, WR	So		
15	J J Lerma	RB, LB	Jr	5'9"	160
15	Rj Segobia	WR, CB	So		
16	Gavin Caldwell	DB	Sr	6'0"	170
18	Noah Baum	WR, DL	Sr	6'2"	185
20	Lance Christensen	WR, DB	Jr	5'9"	170
21	Dustin Newby	LB	Sr	5'10"	165
22	Payton Papa	WR, DB	So	5'11"	150
24	Bradden Lewis	RB, LB	Jr	5'11"	170
25	Matthew Brimhall	ILB, TE	Jr	5'11"	180
26	Karter Raban	DB	Fr	5'7"	150
28	Ky Owens	DB, LB	Sr	5'7"	155
30	Gage Papa	RB, LB	Jr	5'11"	160
32	Jett McCray	WR, LB	So	5'9"	170
34	Austin Flake	LB	Jr	5'8"	150
42	Bradon Frost	WR, DB	Jr	6'0"	145
44	Bradden Lewis	RB, FB	Jr		
44	Lot Dutcher	LB	Jr	5'6"	160
48	Aaden Coor	TE, LB	Fr	5'9"	170
50	Slade Fish	OL, LB	Jr	6'0"	165
51	Ty Solomon	OL, LB	Sr	5'10"	180
52	Justin Ciminski	OL, DL	Sr	6'4"	240
54	McCrea Hunt	OL, DL	So	5'10"	240
55	Nathan Popovich	OL, DL	Jr	6'1"	255
56	Ashton Fish	OL, DL	Sr	6'1"	180
58	Jordan Mowers	OL, DL	Jr	6'0"	175
60	Crew Whiting	OL, DL	Sr	5'11"	165
62	Jacob Wagner	DL	Sr	6'0"	180
64	Isaac Watkins	DL	Sr	6'0"	190
65	Mason Reidhead	OL, DL	So	6'3"	205
66	Bryce White	OL, DL	Jr	6'1"	190
68	Cody Flake	OL, DL	Fr	6'2"	195
70	Kyson Perry	OL	Jr	5'10"	210
72	Dagen Cates	OL, DL	So	5'10"	220
75	Tony Munoz	DL	Jr	6'5"	280
76	Anthoney Reed	DL	Sr	5'10"	205
77	Andrew Bentley	OL, DL	Fr	5'10"	180
78	Clayton Smith	OL, DL	Sr	6'3"	235
81	Ezra Baum	WR, DB	Fr	6'2"	170
82	Cooper Rapier	WR, DB	Jr	6'2"	155
84	Kanton Turley	RB, LB	Fr	5'11"	160
86	Ethan Christensen	OL, DL	Fr	6'0"	170
88	Tyler Clare	TE	Jr	6'3"	220
	Tyler Parry	RB	So		
	Dayton Perkins	TE, DE	So		
	Deegan Perkins		Jr	6'0"	175
	Kyson Perry		Jr		

No.	Name	Pos.	Yr.	Ht.	Wt.
	Ridge Perry		Fr		
	Gavin Pete		Jr		
	Karter Raban		Fr	5'7"	145
	Teague Reidhead		So		
	Colin Rencher		Jr		
	Braxton Skinner		Fr		
	Patrick Rencher		Jr		
	Austin Sadler	OLB	Jr		
	Logan Saline		Jr		
	Conner Willis	WR, CB	So		
	Jett Smith				
	Ryden Solomon		Fr		
	Michael Taylor		Fr		
	Kanton Turley		Fr		
	Merrick Ulberg		Fr		
	Trevor Ward		Jr		
	Jose Waseil-Jones		Fr		
	Rhett Westbrook	WR	Jr		
	Brent White		Fr		
	Trip Whiting		Fr		
	David Williams		Fr		
	Joshua Orr		Fr		
	Victor Woodside	WR, CB	Fr		
	Jhett Yellowhair		So		
	Gage Papa		So		
	Trey Flake	WR	Sr		
	Zaiden Mowers		Fr		
	Karson Claridge	QB	So		
	Dre Alcantar		Fr		
	Ezra Baum		Fr		
	Skip Bawden		Fr		
	Andrew Bentley		Fr		
	Vance Birdno		So		
	Brock Bjornn	OLB, FB	Fr	5'11"	175
	Brock Bjornn		Fr	5'9"	155
	Max Brewer		So		
	Ryker Brimhall	SB, SS	Fr	5'3"	110
	Sam Brown		Fr		
	Sam Brown				
	Brennan Bryant	QB, WR	So		
	Duncan Burke	DT, G	Sr		
	Ethan Christensen		Fr	6'1"	170
	Aaden Coor	TE, MLB	Fr	5'7"	
	Kasen Merrill	MLB, FB	So	5'7"	130
	Mannix Czeck		Fr		
	Brock Ervien				
	Brock Ervien		Fr		
	Cody Flake		Fr		
	Garrett Flake	CB, WR	Jr		
	John Henry		Fr		
	Gavin Hensley	TE, WR	So		
	Mccrea Hunt		So		
	Garrett Johnston		Jr		
	Gabe Kennard		Fr		
	Jojo Lerma		Fr		
	Carson Lewis	CB, WR	Jr		
	Juan Luna		Jr	5'9"	160
	Cody Merrell	T	Sr		
	Tryton Blair	FB	So		

Date		Opponent	Result	
8/27	@	Vall Chr.	L	24-38
9/03	vs	Ganado	W	52-0
9/10	vs	Ftn Hills	W	46-6
9/17	@	Blue Ridge	W	41-0
9/24	@	Pusch	W	26-21
10/01	@	Peoria	W	50-0
10/08	@	Payson	W	52-17
10/15	vs	Winslow	W	55-0
10/22	@	Round Vall	W	52-8
10/29	vs	Show Low	W	19-0
11/05	vs	Mmnt. Vall		

WANT EARLY ACCESS TO ON-SALE GOODNESS?

Simply text **WEEKLYAD** to **777688** to join and view our weekly ad via text every Wednesday!

By signing up via text, you agree to receive recurring automated promotional and personalized marketing text messages (e.g. cart reminders) from Sprouts Farmers Market at the cell number used when signing up. Consent is not a condition of any purchase. Reply HELP for help and STOP to cancel. Msg frequency varies. Msg & data rates may apply. View Terms (http://attn.tv/sprouts/terms.html) & Privacy (https://www.sprouts.com/privacy/).



SPROUTS, WHERE GOODNESS GROWS®

Est. AZ 1980
BARRO'S PIZZA
A FAMILY TRADITION
Your PRE-GAME & POST-GAME
DESTINATION!
Find Your Barro's Location
at barrospizza.com
pepsi
@BARROSPIZZA
BARROSPIZZA.COM
DINE-IN • TAKE-OUT • ONLINE • DELIVERY

Parker is 2A favorite, but plenty of good teams poised to make a run

By Jose Garcia
AZPreps365.com

Parker is the No. 1 seed and the only undefeated team.

But the 2A Conference playoff race will be a tight one.

The 2A is home to some excellent coaches and run games. This year, it also had some surprising performances by teams that jumped into the state title conversation.

When it started, Benson, the 2A runner up last year, was the preseason favorite with its entire starting roster returning. But the Bobcats ran into some tough teams.

It opened the season with a not-so surprising loss to Pusch Ridge, a 3A semifinalist last year. But it's only other loss was somewhat of an upset, a 14-7 defeat to a Pima team coached by veteran Jim Hughes. Despite dropping two games, Benson is battle tested and ready to make a run at the program's first Arizona Interscholastic Association championship belt with its cast of "undersized achievers."

In the first round, Benson will play a new kid on the block, Maricopa's Sequoia Pathway, which won its region for the first time to guarantee its first playoff berth. Pima wasn't ranked when this season started but was poised to have a breakout year with Hughes at the helm. Two of Pima's three losses were to 3A teams Safford and Thatcher.

Pima had a chance to win the San Pedro Region but lost its final regular season game to another team that joined the pack of state title contenders, Morenci. Morenci's head coach Joe Garcia played for and coach with Pima's Hughes on different teams in the past.

Pima's first round opponent, Scottsdale Prep, lost a handful off seniors last year but returned a coach, David Primavera, that has resurrected that Scottsdale program.

One of the breakout players this year was Morenci's Michael Casillas, who has rushed for more yards (1,547) than another sophomore in the state. Morenci, in the first round, will square off against a team that pulled off one of the biggest upsets of the 2A regular season, Alchesay, the No. 13 seed.

Alchesay defeated No. 11 St. Johns to keep St. Johns from winning the Little Colorado Region, allowing Alchesay to also to clinch a playoff spot. The eventual winner of the Little Colorado based off power points, Holbrook, is a pleasant surprise.

Coming into this season, that program had won only one game in the previous three years and hadn't been to the playoffs since 2010. Now it's in search of its first playoff win since 1993. Holbrook's Chris Starkey has rejuvenated that program since arriving in 2019. But Holbrook will play another program that has bounced back, Willcox, which is seeking its first playoff win since 2010.

The No. 2 seed, Arizona Lutheran Academy, reached the state semifinals last year and is also capable of making a state run. It appears that it's also healthy.

Its leading rusher last year, Gabriel McKenney, suffered an injury in the first game of the year but returned on Aug. 26 and has scored six touchdowns in his last four games. While he was gone, Jacob Ryan Holguin (state high 26 TDs, 933 rushing yards, 9.1 yards per carry) and Jackson Indahl (19 TD passes in 10 games) helped pick up the slack.

It's been a long time since Parker won a state title, but the top-seeded Broncs have a great chance to end their championship drought this year. (Mark Jones photo/MaxPreps

Arizona Lutheran lost 40-18 to Parker at home this year but was in the game until after halftime. Last year, Arizona Lutheran defeated Parker in the state quarterfinals thanks to a final second 42-yard field goal by Luke Grippo. Arizona Lutheran's first round opponent, Trivium Prep, lost its first four games of the year but hasn't lost since and won its region, rebounding from last year's 2-4 year as well.

Speaking of bouncing back, the Scottsdale Christian Eagles did just that after struggling during three losses this year. But they defeated previously undefeated Scottsdale Prep to clinch its region and an automatic berth.

In the first round, Scottsdale Christian drew Salt Region champ Gilbert Christian, which reached the 2A playoffs after moving down from 3A this season. Gilbert Christian is led by its two-way warriors, Matthew Hershey, who has accounted for 22 touchdowns, and athlete Elijio Ledesma (17 touchdowns, team-high 95 tackles).

The 2A Conference is also home to the state's career leader in coaching victories, Mike Morgan of St. Johns. Morgan's squad will attempt to rebound from its loss last week against No. 6 Camp Verde, which is led by senior quarterback Jacob Oothoudt, who was tied for third in 2A with 20 touchdowns.

As for Parker, it'll start against Red Mesa in the first round. Red Mesa hasn't had a sub-.500 season since 2012.

Parker's experienced, big and bright offensive live may hold the key to that program winning its first title in 50 years.

2021 AIA 11 man Football
2A State Championship

Round 1	Quarterfinals	Semifinals	Final
November 5	November 12	November 20	November 27

G1: 11/5, 7pm Parker HS
- #16 Red Mesa
- #1 Parker

G2: 11/5, 7pm Willcox HS
- #9 Holbrook
- #8 Willcox

G9: 11/12, 7pm @ High Seed

G3: 11/5, 7pm Gilbert Christian HS
- #12 Scottsdale Christian
- #5 Gilbert Christian

G4: 11/5, 7pm Morenci Jr./Sr. HS
- #13 Alchesay
- #4 Morenci

G10: 11/12, 7pm @ High Seed

G13: 11/20 Desert Vista HS

Live webstream on NFHS Network

G5: 11/5, 7pm Benson HS
- #14 Sequoia Pathway
- #3 Benson

G6: 11/5, 7pm Camp Verde HS
- #11 St. Johns
- #6 Camp Verde

G11: 11/12, 7pm @ High Seed

G7: 11/5, 7pm Pima HS
- #10 Scottsdale Prep
- #7 Pima

G8: 11/5, 7pm Arizona Lutheran Academy
- #15 Trivium Prep
- #2 Arizona Lutheran

G12: 11/12, 7pm @ High Seed

G14: 11/20 Desert Vista HS

Live webstream on NFHS Network

G15: 11/27, 2pm Campo Verde HS

Live webstream on NFHS Network

The bottom team in the matchup is the home team.

Dates, times and locations subject to change.

Red Mesa
Redskins

AZPREPS365

Alignment 2A San Juan
Region 2-0
Standings #1
Conference 3-2
Rank #22
Overall 4-2

Photo not Provided

No.	Name	Pos.	Yr.
1	Trevin King		Sr
3	Myrin Denezpi		Jr
4	Donte Begay		So
6	Tyler Chilly		Sr
7	Tyler Kerr		Jr
8	Logan Bahe		Fr
12	Trestin Descheenie		So
22	Adam Wheeler		So
25	Lamuel Poyer		So
32	Bradley Benally		So
36	Lorin Curley		Jr
42	Anton Woody		Jr
58	Lentrell Begay		So
64	Bylan Bahe		Jr
68	Makarius Tree		So
70	Tyren Harvey		So
72	Jonah Herbert		Fr
77	Damian Haskan		So
81	Micheal Tom		Sr
85	Marcell Tom		Sr

No.	Name	Pos.	Yr.
	Ethan Deschene		Sr

Date		Opponent	Result	
9/17	@	Valley	W	58-22
10/01	vs	St. Johns	L	8-49
10/08	@	Pinon	W	60-6
10/13	vs	Whitehorse (UT) (Montezuma Creek UT)	W	14-8
10/22	@	Alchesay	L	8-56
10/29	vs	Hopi	W	60-0
11/05	@	Parker		

AIA

The AIA requests that you model good sportsmanship by refraining from derogatory cheers, chants, or behavior toward students, coaches, officials, or other spectators. Speak out if you see inappropriate behavior by immediately notifying event management staff. Together, we can provide a safe and respectful environment for all.

Parker
Broncs

AZPREPS365

Alignment 2A Agua Fria
Region 4-0
Standings #1
Conference 8-0
Rank #1
Overall 9-0

Photo not Provided

No.	Name	Pos.	Yr.	Ht.	Wt.
1	Joe Martinez	RB, C	Sr		
2	Damien Najera		Jr		
3	Zachary Bennett	QB	So	6'4"	165
5	Ruben Standiford		Fr		
6	Cameron Poole		Sr		
7	Bryan Bojorquez		So		
11	Tyson Ross	WR, CB	Sr		
12	Adrian Valdez		Fr		
14	Dirk Maxwell		So	5'10"	140
15	Kooper Maniaci	OLB, TE	Sr	5'11"	185
19	Jason Evanston		So		
21	Alberto Larraga		Sr	6'0"	185
22	Ethan Sale		Sr		
24	Anthony Taylor		Sr	6'2"	205
30	Marrion Elmer		Jr		
32	Thaddeus Nopah	OLB, RB	So	5'8"	172
33	Gage Honomichl		Jr		
35	Alex Welsh		Sr		
44	Angel Velarde		So		
50	Joe Perez		Sr		

No.	Name	Pos.	Yr.	Ht.	Wt.
51	Nick Villascez		So		
52	Jonathan Montoya		Jr		
55	Zavier Zeyouma		Sr		
61	Joseph Logan		Sr		
62	Tanner Cassel		Sr		
63	Abraham Silva		Sr		
65	Elijah Fisher		So		
66	Collin Stanton	G, MLB	Sr	6'3"	240
72	Ezra Martinez		Jr		
74	Irvin Sharp		Sr		
75	Wayne Miller iii		Sr		
76	Juancarlos Figueroa	T	Sr	6'2"	270
78	Nathaniel Pope		Sr		
79	Jacob Bennett	T, NG	Sr	6'3"	305
81	Philip Deras			5'9"	140
81	Adrian Antone		Sr		
88	Logan Jette		Sr		
89	Leo Scott, jr.		Sr	6'1"	180

Date		Opponent	Result	
8/27	vs	Gil Christ	W	44-17
9/03	@	T'pah Vall	W	60-24
9/10	@	Wickenburg	W	34-28
9/24	@	Antelope	W	40-0
10/01	@	AZ Luth.	W	40-18
10/08	@	Camp Verde	W	36-16
10/15	@	King Acad.	W	48-0
10/22	vs	Gdale Prep	W	50-20
10/29	vs	Highland Prep	W	67-16
11/05	vs	Red Mesa		

AIA

The AIA requests that you model good sportsmanship by refraining from derogatory cheers, chants, or behavior toward students, coaches, officials, or other spectators. Speak out if you see inappropriate behavior by immediately notifying event management staff. Together, we can provide a safe and respectful environment for all.

Holbrook
Roadrunners

AZPREPS365

Alignment 2A Little Colorado
Region 2-1
Standings #1
Conference 5-1
Rank #9
Overall 7-2

Photo not Provided

No.	Name	Pos.	Yr.	Ht.	Wt.
0	Auggie Saiz		Fr		
1	Jesse Polzin	WR, LB	Fr	5'7"	150
1	Jesse Polzin		Fr		
1	Adriano Jones	WR, CB		6'0"	175
2	Daniel Montijo	RB, FS	Jr	5'8"	155
2	Matthew Najar	WR, CB		6'0"	165
2	Justin Perkins	TE			
3	Mason Archunde	WR, LB	So	5'6"	145
3	Isaiah Demague	WR, FS	Sr	6'0"	145
5	Christian Lerma		Fr		
5	Christan Lerma	WR, QB	Fr	5'8"	150
6	Ty Larson	QB, WR	Fr	5'10"	125
6	Ty Larson		Fr		
6	Tyson Begay	WR, RB			
7	Noah Padilla		Fr		
7	Deon Brown	WR, RB			
7	Noah Padilla	WR, DB	Fr	6'1"	145
9	Myron Begay	RB, CB			
9	Chase Sahmie	WR, DB	Jr	5'9"	150
10	Marcus Oberriter	QB, SS	Jr	5'8"	155
11	Jace Allison	WR, CB	So	6'2"	165
11	Terrence Silversmith	WR, CB		5'10"	170
13	Izzy Ramos	WR, MLB	Jr	6'1"	200
18	Tyrell Yazzie	RB, OLB		5'8"	170
18	Nyles Becenti	HB, LB	Sr	6'0"	180
18	Nyles Becenti		Sr		
20	John O'brien	RB, OLB			
21	Kyle Takala	WR, FS			
21	Kalub Trujillo	WR, DB	Sr	5'8"	
22	Teyton Begay	TE, MLB	Sr	5'9"	180
25	Tristain Cowboy	WR, CB	Jr	5'11"	160
25	Tristan Cowboy	WR, CB	Jr	6'0"	150
28	Kyle Smith	WR, HB	Jr	5'8"	140
30	Diego Colon	WR, DB	So	5'9"	130
33	Marcio Pergeson	WR, DB	Fr	5'7"	140
33	Marcio Pergeson		Fr		
34	Maven Begay		Fr		
34	Owen Pratt	WR, CB			
34	Maven Begay	WR, LB	Fr	5'9"	150
37	Kisso Kinlincheenie	G, DT	Sr	5'10"	190
37	Darnell Nez	RB, MLB	So	5'9"	
37	Darnell Nez	HB, LB	So	6'0"	190
42	Trenton Archie	RB	Sr	5'7"	145
45	Izack Wilson		Fr		
45	Jacob Richards	T, MLB	Jr		
45	Izack Wilson	WR, DB	Fr	5'8"	135
47	Tyleashia Yazzie	TE, DE		5'10"	185
47	Taeden Cowboy	WR, DB	Fr	5'8"	140
50	Jeremiah Sawyer	T, DE	Jr	6'1"	190
50	Kennedy Kabinto	OL, DL	Sr	6'0"	190
52	John Stuart	OL, DL	So	5'8"	165
52	Jonathan Stuart	MLB	So	5'8"	155
53	Sam Sumpter			5'9"	218
54	Noland Mccabe	OL, DL	Jr	6'0"	220
55	Andrew Takala	OL, DL	So	5'10"	
58	Gabriel Baker	TE, T			
58	Dominick Norton	OL, DL	Fr	6'0"	210
59	Mauricio Baca	T, DE	Jr	5'10"	220
60	Edgar Hernandez	G, DT		5'9"	220
60	Caden Tom	OL, DL	Sr	5'10"	215
62	Oscar Youvella	G, DE	Sr	5'11"	220
62	Dillon Ohlson	OL, DL	So	5'9"	190
62	Dillon Ohlson		So		
64	Adrian Pereda	OL, DL	Jr	5'8"	180
64	Adrian Pereda				
66	Cameron Cummings		So		
66	Cameron Cummings	OL, DL	So	6'1"	215
66	Talon Foster	G, DT		6'3"	215
67	Kordell Nez	G, DT	Sr	5'8"	180
68	Larin Nez	OL, DL	So	6'3"	285
70	Manuel Baca	G, NG	Sr	6'0"	235
71	Octavio Rodriguez	OL, DL	So	5'6"	
72	Malakai Johnson	OL, MLB	Sr	5'6"	190
74	Dakquan Tsipai	OL, DL	So	5'10"	210
74	Jeremiah Chatter	OL, DL	Jr	6'0"	210
74	Shane Ashley	G, DT		5'9"	215
74	Jeremiah Chatter		Jr		
74	Oren Spencer	T, DE			
75	Coran Gary	T, DT			
75	Geroge Gorman	OL, DL	So	5'10"	
77	Slade Allison	OL, DL	So	5'11"	170
78	Victor Saiz	OL, DL	Fr	6'1"	195
80	Tyren Begay	WR, CB	Sr	5'9"	
80	Tyren Begay	WR, DB	Sr	6'1"	160
80	Keith Scheurman	WR, SS			
82	Tristen Lester	WR, DB	Fr	5'8"	130
82	Tristan Lester		Fr		
88	Michael Archunde				
88	Michael Archunde	TE, LB	So	5'7"	130
88	Scott Matteson	WR, FS		5'11"	129
	Victor Saiz				
	James Spencer				
	Dominick Smith				
	Nalin Silvers	RB		5'7"	150
	Jake Shumway				
	Isaac Serna	TE, DE			
	Matthew Secody				
	Quentin Thomas	CB, WR	Jr	5'11"	
	Xavier Agramont	C, DT			
	Raleigh Namoki				
	Jesse Knight	G, DT			
	Adriano Dean				
	Jaggar Buckley	QB, FS			
	Devin Brown				
	Jadin Baloo				
	Angel Baca	WR, CB			
	Martin Roes				

Date		Opponent	Result	
8/27	@	Window Rk	W	52-0
9/03	vs	Camp Verde	W	19-8
9/09	vs	Winslow	L	40-54
9/17	@	Page	W	51-28
9/24	vs	Pinon	W	49-0
10/01	@	Alchesay	W	62-24
10/09	vs	Hopi	W	63-6
10/16	vs	Valley	W	65-12
10/22	@	St. Johns	L	28-61
11/05	@	Willcox		

AIA

The AIA requests that you model good sportsmanship by refraining from derogatory cheers, chants, or behavior toward students, coaches, officials, or other spectators. Speak out if you see inappropriate behavior by immediately notifying event management staff. Together, we can provide a safe and respectful environment for all.

Willcox
Cowboys/Cowgirls

AZPREPS365

Alignment 2A San Pedro
Region 2-2
Standings #4
Conference 6-2
Rank #8
Overall 7-2

Photo not Provided

No.	Name	Pos.	Yr.	Ht.	Wt.
0	Christopher Valdez	NG	Jr		
1	Rico Lunt	WR, OLB	Sr		
2	Jaden Jenkins	RB, DB	So	5'10"	150
2	Jaden Jenkins	RB, DB	Fr	6'0"	150
4	Logan Nuzzo	SS, WR	Sr	5'8"	145
5	Marcus Olivares	WR, DB	Sr	5'11"	165
5	Marcus Olivares	WR, DB	Sr	5'9"	
6	Alex Mills	WR, DB	Sr	5'7"	150
7	Ayden Fuentes	QB, DB	Jr	5'10"	160
7	Chase Chumley	RB	So		
8	Kash Macumber	DB, RB	So	5'10"	165
8	Kash Macumber	QB, DB	So	5'9"	
8	Josiah Sheats	CB	Jr		
9	Alec Fuentes	QB, DB	So	5'7"	
10	Joendy Ruiz	WR, DB	Fr	6'0"	160
10	Cristian Pando	HB, LB	Jr	5'10"	
11	Kameron Van Renen	WR, DB	So	5'11"	140
12	Tevor Mcneal	WR, DB	So	5'7"	
13	Remington Todd	RB, LB	Fr	5'9"	
13	Oren Allsup	HB, LB	So	5'9"	
14	Jaden Jenkins	HB, DB	So	5'8"	
14	Seth Verdugo	TE, DB	Jr	5'8"	142
14	jaden jaden.jenkins@students.wusd13.	RB, WR	So		
14	Alexis Hernandez	K	Jr	5'10"	
15	David Allred	WR, RB	So	5'9"	160
15	Aj Nuzzo	HB, DB	Sr	5'10"	140
17	David Allred	TE, LB	So	5'8"	
18	Darius Silva	OLB	Sr	5'5"	
18	Esteban Acevedo	P, K	Sr		
20	Cam King	OL, DL	Jr	5'9"	134
21	Rico Lunt	TE, LB	Sr	6'5"	
22	Oren Allsup	RB	So	5'7"	
22	Landon Ward	RB, CB	Fr		
23	Seth Verdugo	C, FB	Jr		
24	Landon Ward	RB, DB	Fr	5'10"	135
40	Ayden Fuentes	WR	Jr		
42	Spencer Allred	LB, TE	Sr	5'10"	
42	Adonis Medina	DE		6'0"	190

No.	Name	Pos.	Yr.	Ht.	Wt.
44	Evann Truschke	ILB, OG	Jr	5'9"	160
48	Spencer Boothe	G, T	Sr		
60	Javier Garcia	TE, DE		5'10"	190
61	Andres Correa	OL, LB	Fr	5'11"	160
61	Sergio Vazquez	OL	So	5'10"	200
62	Darrek Lee	T	So		
66	Isaiah Villegas	OL, DL	So	5'10"	
70	Mike Martinez	OL	Jr	6'0"	200
70	Michael Martinez	OL, DL	Jr	5'8"	175
71	Derreck Lee	DL, OL	So	6'4"	230
72	Jacob Abarca	OL, DL	Sr	6'2"	200
72	Jacob Abarca	OL	Sr	6'2"	
73	Fabian Moreno	OL, LB	Sr	5'8"	200
74	Jaden Wilson	OL, DL	So	5'8"	
75	Ed Tingle	OL, LB	So	5'8"	
76	Jose Arriquives	OL, DL	So	5'9"	200
76	Bryson Kibler	OL, DL	So	6'2"	220
77	Zach Ryan	C	Sr		
77	Stevie Acevedo	OL	Sr	5'10"	
78	Juan Cordova	T, NG	Fr		
78	Travis Larson	OL, DL	Fr	5'10"	
	Severo Torres	WR, C	Fr		
	Tylor George	G, T	Sr		
	Devin Chesley	RB	Fr		
	Andres Correa		Fr		
	Cory Encinas				
	Jacob Encinas	G	Jr		
	Aj Fuentes				
	David Hardy		Fr	5'10"	178
	Glenn Saldana		Jr		
	Bryson Kibler	G	So	6'2"	240
	Phoenix Lindle		Fr		
	Jonathan Miranda		Fr		
	Josh Rios			5'9"	150
	Jovani Rodriguez	K	Fr		
	Osvaldo Rodriguez	NG, G	Fr		
	David Hardy		Fr	5'10"	178

Date		Opponent	Result	
8/27	vs	Globe	W	57-0
9/03	vs	Tan. Verde	W	17-0
9/10	@	San Tan	W	48-14
9/17	@	Vall Luth.	W	36-6
9/24	@	N. Pt Prep	W	63-0
10/01	@	Tombstone	W	53-14
10/16	vs	Bisbee	W	46-7
10/22	@	Morenci	L	10-27
10/29	vs	Benson	L	0-35
11/05	vs	Holbrook		

AIA

The AIA requests that you model good sportsmanship by refraining from derogatory cheers, chants, or behavior toward students, coaches, officials, or other spectators. Speak out if you see inappropriate behavior by immediately notifying event management staff. Together, we can provide a safe and respectful environment for all.

Scottsdale Christian
Eagles

AZPREPS365

Alignment 2A Verde
Region 2-0
Standings #1
Conference 5-2
Rank #12
Overall 5-3

Photo not Provided

No.	Name	Pos.	Yr.	Ht.	Wt.
1	Jake Brugman	FS, WR	Sr	6'1"	
3	Jack Montgomery	WR, MLB	Sr	6'0"	170
4	Jackson Lee	LB, RB	Sr	5'5"	160
6	Coby Tabet	WR, CB	Jr	5'10"	160
7	Josh Phillips	CB, WR		5'10"	165
8	Carson Mousel	QB	Sr		
10	Boden Davidson	WR, CB	Sr	5'11"	165
16	Jacob Hawkes	OLB, WR		5'10"	155
18	Luc Lonsdale	RB			
28	Braden Wales	WR	Sr	6'8"	215
61	Luke Richardson	C, NG	So	5'7"	250
	Kai Cestero				
	Caleb Wynn				
	Ethan Wilt				
	Kyle White				
	Jonah Battock				
	Bryan Bogardus	QB, RB	Sr	5'9"	165
	Carlin Buskirk				
	Keegan Campbell				
	Derek Foster				
	Edward Chambers				
	Naaman Ortega				
	Nate Zittel				
	Zachary Waslewski				
	Hunter Wales				
	Jackson Stugart				
	Joshua Steffen		Sr	5'2"	
	Shane Pahnke				
	Trey Mosharrafa				
	Ethan Turner				
	Jacob Modra				
	Brodie Mcnulty				
	Jack Mahn			5'2"	101
	Gabriel Kalos	WR			
	Doug Hesseltine				
	Mitch Hallett				
	Jackson Geck		Sr	5'8"	155
	Noah Vicovan			5'8"	145
	Calvin Anderson				

No.	Name	Pos.	Yr.	Ht.	Wt.
	Calvin Anderson				
	Mason Hardman				
	Kevin Joyce				
	Luke Jemmett				
	Josh Hubbard				
	Peyton Heuser			5'10"	
	Sam Henig		Sr	6'5"	220
	Jonathan Hawks				
	Erik Hashimoto				
	Joshua Dwyer				
	Lawson Lavallee				
	Josh Dwyer				
	Jaden Dufek				
	Mike Drent				
	Ethan Davidson				
	Levi C				
	Steven Becker				
	Jack Atkinson				
	Albert Kassisieh				
	Ethan Lindsay				
	Andrew Trapp	DB, WR	So	5'10"	160
	Caleb Randall				
	Patch Tippett				
	Braydon Tatko				
	Joel Simpson				
	Gunnar Schreyer				
	Blu Schamadan		Sr	6'1"	175
	Davin Rucker				
	Caleb Randall		Fr	5'6"	125
	Jaxon Phillips				
	Seth Mcclue			6'9"	255
	Luke Phifer				
	Brandon Pearce				
	Aj Orr				
	Kody Olafson			5'7"	135
	Grant Montgomery		So	6'0"	155
	Tristian McGinnis				
	Noah Mcdonald		Jr	6'2"	180
	Jacob Trapp	DB, WR	So	6'6"	235

Date		Opponent	Result	
8/26	vs	AZ Luth.	L	18-33
9/03	vs	Trivium	W	48-7
9/10	@	Heritage	W	48-6
9/18	vs	ST Charter	W	48-22
9/24	@	Pima	L	0-53
10/08	@	Ftn Hills	L	3-20
10/22	@	Madison Highland Prep	W	66-0
10/29	vs	Scott Prep	W	21-20
11/05	@	Gil Christ		

AIA

The AIA requests that you model good sportsmanship by refraining from derogatory cheers, chants, or behavior toward students, coaches, officials, or other spectators. Speak out if you see inappropriate behavior by immediately notifying event management staff. Together, we can provide a safe and respectful environment for all.

Gilbert Christian
Knights

Alignment 2A Salt
Region 5-0
Standings #1
Conference 8-1
Rank #5
Overall 8-2

No.	Name	Pos.	Yr.	Ht.	Wt.
1	Tyler Burr	QB, DB	Fr	5'9"	
1	Weston Zierer	RB, SS		5'10"	170
2	Aidan Richards	ATH, DB	So	5'8"	
4	Sam Webb	ATH, DB	Fr	5'8"	
5	Matthew Hershey	QB, ATH	Sr	5'10"	195
6	Elijio Ledesma	ATH	Sr	5'9"	165
6	Ashton Dilley	WR, CB	Sr	5'3"	131
7	Wyatt Kelly	WR, ATH	Sr	6'1"	170
10	Caden Heyn	ATH, DB	Sr	6'2"	175
12	Jordon King	ATH, DB	Jr	6'0"	
16	Hunter Young	QB	Sr	6'1"	165
16	Caprice Chiuchiolo	K	Fr	5'0"	
19	Ryan Coleman	RB, FB	Sr		
20	AJ Krahling	K	Sr	5'8"	140
20	David Russell	WR, DB	Jr	5'9"	
22	Andrew Mcguigan	WR, DB	So	5'10"	145
24	Kaleb Powell	ATH, DB	So	5'10"	
26	Colton Rogers	OL, LB	Fr	5'8"	
32	Dylan Sharkey	ATH, DB	Sr	5'11"	170
32	Dylan Sharkey	SS	Sr	5'11"	170
33	Ethan Pomerenke	WR, LB	Sr	6'0"	
40	Cole Goforth	WR, DB	Fr	6'2"	155
44	Kaden Gorsline	ATH, LB	So	5'8"	
50	Lucas Valles	OL, DL	Sr	6'0"	
52	Luke Bishop	OL, DL	Sr	5'2"	160
55	Jesse Morales	OL, DL	So	5'9"	

No.	Name	Pos.	Yr.	Ht.	Wt.
56	Noah Holsinger	OL, DL	Fr	5'9"	
58	Joel Moore	OL, DL	Jr	5'8"	
58	Sean Phelps	T, DE	Sr	6'2"	220
60	Colton Mcwilliams	OL, DL	So	5'10"	
65	David Tanko	OL, DL	Fr	6'0"	
66	Gavin Biesterfeld	OL, DL	Jr	6'2"	185
68	Hayden Lang	OL, DL	Jr	6'2"	
68	Josh Lay	OL, DL	So	5'9"	
70	Conner Pogue		Jr		
70	Braden Sullivan	OL, DL	So	5'10"	
75	Nathan Vomlehn	OL, LB	Fr	5'8"	
77	Peyton Johnson	OL, DL	Jr	5'11"	240
77	Brayden Loving	OL, DL	So	5'10"	
78	Connor Avery	G, DT	Sr	5'9"	150
80	Nate Dickinson	ATH, DB	So	5'8"	
81	Caleb Panepinto	OL, DL	Jr	5'8"	130
81	Asmera Mcneace	RB, ATH	So	5'6"	
	Ryan Glazov		Sr		
	Ryan Avery				
18/19	Zach Hohmann	WR, ATH	Jr	6'3"	185
63/64	Brock Boddy	OL, LB	Jr	5'10"	
54/74	Samuel Vance	OL, DL	So	5'8"	
35/36	Rex Mcfadden	OL, LB	Fr	5'8"	
3/30	Micah Goheen	WR, DB	Sr	5'1"	150
29/42	Kolten Bond	OL, LB	Fr	5'10"	
13/15	Josh Rich	ATH, DL	Fr	6'2"	

Date		Opponent	Result	
8/27	@	Parker	L	17-44
9/03	vs	Antelope	W	27-14
9/10	@	Vall Chr.	L	8-49
9/17	@	King Acad.	W	58-0
9/24	vs	Chand Prep	W	34-7
10/01	vs	Globe	W	58-6
10/08	vs	Miami	W	41-36
10/15	@	ST Charter	W	42-31
10/22	vs	Arete Prep	W	54-0
10/29	@	San Carlos	W	56-0
11/05	vs	Scott Chr.		

The AIA requests that you model good sportsmanship by refraining from derogatory cheers, chants, or behavior toward students, coaches, officials, or other spectators. Speak out if you see inappropriate behavior by immediately notifying event management staff. Together, we can provide a safe and respectful environment for all.

Alchesay
Falcons

AZPREPS365

Photo not Provided

Alignment 2A Little Colorado
Region 2-1
Standings #2
Conference 4-2
Rank #13
Overall 5-2

No.	Name	Pos.	Yr.	Ht.	Wt.
1	Leon Fall	QB, DB	Jr	5'8"	150
2	Nick Kitcheyan	RB		5'5"	120
2	Julian Goseyun	RB, DB	So	5'5"	125
3	Eric Mitchell	RB		6'0"	155
3	Kakoa Upton	RB, DB	Sr	6'1"	205
3	Zonte Upton	QB			
4	Brayden Cosay	FB, LB	Sr	5'9"	185
4	Ryan Quintero	QB			
5	Ty Gushoney	QB, LB	So	5'8"	165
5	Rydez Way	RB		5'10"	140
6	Isaiah Kindelay	RB, DB	Jr	5'9"	150
6	Kellen Parrish	QB			
7	Max Lupe	QB, DB	Sr	5'8"	150
7	Sean Tate	QB		5'10"	
8	Kit Palmer	RB		5'8"	140
9	Texas James	RB, DB	Fr	5'6"	125
10	Esau Tate	RB, DB	Fr	5'7"	125
10	Lamar Ray	RB		6'0"	145
11	Rowen Begay	FB, LB	Sr	5'8"	185
11	Shayne Stover	RB			
12	Isaac Lupe	RB		5'7"	135
12	Shane Begay	FB, RB		5'10"	190
12	Jerome Foster	RB, DB	Jr	5'8"	155
14	Stevie Gregg	RB		5'7"	135
15	Ramlee Gass	RB		5'7"	135
17	Malik Bones	TE		5'9"	150
20	Daniel Larzelere	RB		5'7"	135
20	R Jay Thomas	RB, LB	So	5'8"	150
21	Damoni Bahe	RB, DB	Jr	5'8"	165
21	David Larzelere	RB		5'7"	135
22	Coil Watchman	RB, LB	Sr	5'10"	165
22	David Gregg	RB		5'7"	135
23	Kyle Tessay	TE		6'0"	150
23	De'Angelo Kane	RB		6'1"	150
31	Cody Peaches	RB, LB	So	5'8"	175
32	Keon Garcia	TE, LB	Jr	6'0"	175
32	Ronald Walker	TE		5'9"	155
32	Jordan Brooks	RB			
33	Wes Altaha	TE, LB	Jr	5'9"	185
35	Dante Shipp	RB, LB	Sr	6'0"	205
35	Jerel Minarjez	RB		5'7"	140
37	Richard Bead	RB		5'7"	140
37	Robbie Palmer	RB, LB	Jr	5'9"	175
42	Anthony Goseyun	TE, DE	Sr	6'1"	175
46	Shanakai Hopper	TE		6'0"	175
47	Trevor Quintero	TE, DE	Sr	5'11"	200
47	Trent Sprengler	RB		5'5"	130
49	Geron Beatty	FB, RB		5'9"	185

No.	Name	Pos.	Yr.	Ht.	Wt.
51	Maddox Nez	OL, DL	Jr	5'10"	215
51	Tariq Stevens			5'8"	170
52	Easton Tessay			6'1"	200
52	Daunte Colelay			5'9"	185
52	Bucky Yazzie	OL, DL	Sr	5'8"	165
53	Corey Lupe	TE		6'3"	200
54	William Malone	OL, DL	Sr	5'10"	235
54	Rashawn Alchesay			5'8"	185
55	Shelzay Suttle	OL, DL	Sr	5'9"	210
55	Reginald Armstrong			5'10"	215
57	Adriano Velasquez			5'9"	175
58	Lloyd Cheney			6'1"	230
58	Noah Nozie	OL, DL	Sr	6'0"	240
59	Latral Massey			5'7"	220
59	Kerion Duncan	OL, DL	Fr	0'10"	255
60	Allan Garcia	OL, DL	So	6'0"	240
61	Jkwon Deleon	OL, DL	Jr	5'10"	220
62	Tyrell Gatewood				
63	Jawan Taylor	OL, DL	So	5'8"	220
63	Fredrico Riley			5'10"	
64	Sage Lacapa			5'9"	150
65	Clarence Griggs	OL, DL	Jr	5'9"	165
66	Londo Larzelere			6'2"	265
67	Jeremiah Johnson			5'8"	200
67	Delahoya Browning	OL, DL	Sr	5'10"	230
68	Nezhoni Charley	OL, DL	Sr	5'5"	
69	Quintin Yazzie	OL, LB	So	5'8"	175
70	Namanick Hinton	OL, DL	Jr	6'0"	225
71	Josiah Colelay			5'11"	225
71	Colton Zahgotah	OL, DL	So	6'0"	185
75	Anfernee Williams			6'0"	270
75	Trent Walker	OL, DL	Sr	6'1"	290
77	Carlton Edwards			5'8"	185
79	Quincy Titla	OL, DL	Jr	6'4"	295
95	Frederick Colelay	TE, DL	Sr	6'1"	235
	Maximilian Lupe		Sr		
	Noah Walker				
	Kael Tate				
	Esau TAte		Fr	0'7"	130
	Hiram Kessay				
	Caleb Jones				
	corleone Hastings				
	Carlton Goseyun				
	Kerion Duncan	OL, DL	Fr	6'0"	240
	Delmer Dahkoshay				
	Easton Anderson				
	Owen Alchesay				
	Latrell Williams				

Date		Opponent	Result	
9/02	@	Valley	W	40-0
9/09	@	Chinle	W	46-6
9/16	@	Pinon	W	52-0
9/24	@	Miami	L	44-46
10/01	vs	Holbrook	L	24-62
10/22	vs	Red Mesa	W	56-8
10/29	vs	St. Johns	W	38-35
11/05	@	Morenci		

AIA

The AIA requests that you model good sportsmanship by refraining from derogatory cheers, chants, or behavior toward students, coaches, officials, or other spectators. Speak out if you see inappropriate behavior by immediately notifying event management staff. Together, we can provide a safe and respectful environment for all.

Morenci
Wildcats

AZPREPS365

Photo not Provided

Alignment 2A San Pedro
Region 4-1
Standings #2
Conference 8-1
Rank #4
Overall 8-2

No.	Name	Pos.	Yr.	Ht.	Wt.
1	Daylen Johnson	QB, RB	Jr	5'11"	160
1	Brandon Blair	QB, SS		6'0"	160
2	Derek Saenz	QB, WR	Jr	5'10"	138
2	Dustin Noland	FB, MLB		5'8"	136
2	L.t. Morey	SS, RB		5'10"	155
3	Carlos Bray	RB, SS		5'6"	140
5	Gavin Baca	DE, WR	Jr	5'11"	150
7	Chris Deck	RB, SS		5'9"	174
7	Michael Casillas	RB, WR	So	5'8"	150
9	Tony Roybal	WR, CB	Sr	5'10"	145
10	Brendon Enriquez	SS, K	Sr	5'10"	173
11	Angel Arrellin	WR, CB		5'9"	150
11	Donovan Vozza	TE, DE	So	6'3"	175
12	Hugo Mancinas	WR, K		5'11"	160
12	Joey Seballos	QB, WR	So	5'9"	125
13	Patrick Chavez	RB, TE	Jr	5'10"	
17	Emilio Roybal	QB, DE	So	5'9"	
18	Kaden Summer	RB, LS	Sr	5'11"	167
20	Dillen Aker	RB, OLB	Jr	5'10"	
21	Dmitri Briggs	KR, RB	Sr	5'9"	
21	Aaron Mason	WR, CB	So		
22	Gabriel Yanez	DB, WR	Sr	5'8"	140
22	John Provencio	DB, WR	So		
22	John Provencio	SS, RB	So		
22	Christian Lexa	OLB		5'7"	160
23	Angelo Hammond	DL, DE	So	5'10"	
24	Matt Harrington	FB, QB		5'7"	180
28	Jaylen Klockenga	WR, MLB		5'8"	140
28	Rick Funari	WR, OLB	Jr	5'8"	
32	Deshae Patten	WR, DB	Sr	5'8"	149
32	Matthew Aguinaga	FB, MLB		5'6"	160
33	Desmond Moreno	CB, FS	So		
40	Dakota Bamburg	OLB, FB		6'0"	174
40	John Provencio	RB, WR	So	5'6"	145
50	Andrew Chavez	NG, G	So	5'8"	
50	Omar Ortega	C, DT		5'5"	250
51	Zachary Esparza	T, DT		5'11"	274
53	Austyn Nelson	FB, G	So	6'0"	190
54	Richard Trott III	G, DT	Sr	6'0"	160
54	Matthew Garcia			5'7"	230
55	Adam Chacon			6'0"	225
55	Dominick Chavez	G, C	Sr	5'10"	
59	Cody Redford	TE, DE		6'3"	180
60	Ryan Biggs	G, DT	So	5'8"	170
65	Shawn Hudman	G, OLB	Sr	5'8"	
66	Omar Torres	G, OLB	Fr		
68	Josh Smith	G, DT	So	5'5"	
72	Albert Cobos	G, T	So	5'7"	

No.	Name	Pos.	Yr.	Ht.	Wt.
72	Mateo Palomarez	C, DT	Jr	5'11"	170
73	Gabriel Hernandez	G, DT	Jr	5'6"	
73	Isaiah Sanchez			6'3"	315
76	Jericho Sanchez	DT, T	Sr	6'3"	
77	Christopher Carbajal	T, DT	Fr		
77	Tayshaun Blackman	C, T		6'5"	270
78	Jalen Kitcheyan	T, DT	Jr	5'6"	
80	Melecio Briggs	TE, DE	So	6'0"	155
82	Tristen Sanchez	TE, DE	So	6'1"	
87	Domonik Vigil	RB		5'9"	155
87	Yedidia Luputa	DE, DT	Fr		
88	Jarel Diaz	WR, DE	Jr	6'1"	
	Freddy Vigil	CB, WR			
	Jaydin Yazzie	WR, CB			
	Michael Wirkus				
	Peyton Basteen	FB, OLB	Fr		
	Jaime Salazar				
	Xavier Candelaria	G	Jr		
	Bryant Figueroa	RB, SS	Fr		
	Santi Gallegos	FB, TE	Fr		
	Alex Gonzalez	WR, CB	Fr		
	Derik Jones	WR, CB	So		
	Trent Nelson	RB, CB	Fr		
	Bradley Weiss		So		
	Conrad Aguallo				
	Tyler Aguilera	C, DT	Jr		
	Hector Aguirre	G			
	Frankie Araiza	TE, DE			
	Devynn Avant	WR, T	Jr		
	Clayton Basham	DT, T			
	Joshua Biggs	T, C	Jr		
	Brian Clark	C, WR	Fr		
	Samuel Puente				
	Koen Epperson	RB, FS	Jr	5'5"	130
	Patrick Fields	FB, OLB			
	Javier Hernandez	T, DT	So		
	Joseph Hernandez				
	Richard Marquez Curiel	OLB, CB	So		
	Devin Martinez				
	Maddux Martinez	TE, WR		6'2"	200
	Mark Martinez	G, MLB		5'6"	175
	Brayden McCarthy				
	Diego Mendoza				
	Frankie Morales	T, C	So		
	Pauldaniel Moreno	RB, MLB			
	Isaiah Nofchissey				
	Nicholas Patterson	WR, CB	Sr		
	David Corona				

Date		Opponent	Result	
8/27	vs	Sequoia Pathway	W	45-12
9/03	@	Round Vall	L	7-46
9/10	vs	Globe	W	50-0
9/17	vs	Madison Highland Prep	W	72-0
9/24	vs	St. Johns	W	27-7
10/01	@	Bisbee	W	46-7
10/08	@	Tombstone	W	57-6
10/15	@	Benson	L	7-42
10/22	vs	Willcox	W	27-10
10/29	@	Pima	W	33-19
11/05	vs	Alchesay		

AIA

The AIA requests that you model good sportsmanship by refraining from derogatory cheers, chants, or behavior toward students, coaches, officials, or other spectators. Speak out if you see inappropriate behavior by immediately notifying event management staff. Together, we can provide a safe and respectful environment for all.

Black Bear Diner®

BREAKFAST SERVED *All Day!*

GOOD OLD-FASHIONED FAMILY FOOD®

BREAKFAST

LUNCH

DINNER

LET US BUY YOU BREAKFAST

Get 2 FREE meals your first year when you join our Bear Lovers eClub.

TEXT TEAM TO 94418 OR SCAN THIS CODE

AIA
Arizona Interscholastic Association

Order for pickup or delivery at

BLACKBEARDINER.COM

"Jostens is your Storyteller of Champions"

We are honored to serve our local Arizona High Schools as they prepare their students during their four year journey and the ultimate goal of celebrating their high school graduation.

Capture ~ Celebrate ~ Inspire

Your championship ring is a symbol of a victory that's unique to you, your team and your school. It's the culmination of all the challenges you've turned into victories. Let Jostens bring your championship story to life with our large selection of championship rings in hundreds of styles and design options.

We take great care in Passionately helping people:

- Express themselves
- Celebrate experiences
- Honor traditions
- Recognize achievements
- Share their stories

We are honored to be your school's official:

- Graduation Caps & Gowns
- Class Rings/ Champ Rings
- Diplomas
- Academic/Athletic Recognition
- Letter Jackets
- Yearbooks

"Jostens is the <u>official</u> Championship Ring Provider of the AIA"

Your Local Arizona Jostens Representatives:

Matthew Hatten:
21023 N. Cave Creek Road | Phoenix, AZ | 85024
(o) 602.765.7227 | (f) 602.765.7447 | matt.hatten@jostens.com

Joe & Jan Grossi:
1130 E. Pennsylvania St. Suite-504 | Tucson, AZ | 85714
(o) 520.344.8777 | (f) 520.843.2003 | joe.grossi@jostens.com

www.jostens.com

Sequoia Pathway
Pumas

AZPREPS365

Alignment 2A Rillito
Region 3-1
Standings #1
Conference 6-3
Rank #14
Overall 7-3

No.	Name	Pos.	Yr.	Ht.	Wt.
1	Jyrie Gamble	WR, QB	Sr	6'3"	185
2	TJ Kaley	WR, CB	Jr	6'2"	180
3	Tre Lacey	WR, CB	Sr	5'11"	160
4	Jeremiah Garcia	CB, WR	Sr	5'7"	150
5	Weston Klee	RB, LB	Sr	5'11"	190
6	Tyshaun Mooney	RB, OLB	Sr	5'9"	185
7	Michael Easley	QB, ILB	Sr	5'10"	175
9	Curtis David	LB, TE	Sr	6'0"	200
10	Damion Lyons	OLB, RB	Sr	5'9"	180
11	Rj Miller	CB	Sr		
11	Kai Sanchez	CB, WR	So	5'9"	155
12	Cornell Reed Jr.	WR, CB	Jr	5'8"	170
12	Marcus Hughey	DE, TE	Jr	6'4"	235
13	Colten Young	WR, C	Fr	6'0"	155
14	Johnnie Rolling-Tate	WR, S	Sr	5'10"	150
15	Arrick Sheppard-Stine	WR, S	Sr	6'0"	175
17	Nolan Cook	WR, S	Sr	6'0"	150
19	William Webber	QB, ILB	Sr	5'9"	190
21	Lorenz Glenn	CB, WR	Sr	5'10"	140
23	Lavon Neal	WR, CB	So	5'9"	150
27	Joey Feiza	TE, LB	So	5'10"	180
29	Dangelo Johnson	WR, CB	Jr	5'6"	175
32	Maurice Hughey	ILB, TE	So	6'2"	210
33	William Morris	TE, DE	Sr	6'1"	205
42	Kyrese Banks	OT, OLB	So	6'1"	230

No.	Name	Pos.	Yr.	Ht.	Wt.
50	Norien Banks	TE, OLB	So	6'1"	215
51	Favier Gutierrez	OT, DT	Sr	6'6"	340
52	Nathan Agustin	G, DT	So	5'9"	225
53	Zeke Jaramillio	C, DT	Sr	5'10"	240
54	Alec Webber	G, DT	Jr	6'0"	250
55	Amari Turner	MLB, OT	Sr	6'0"	265
56	Leto Dominguez	G, DE	Fr	5'10"	180
60	Quentin Lara	G, DT	Jr	5'10"	250
66	Jeffery Earls	OG, DE	Sr	6'1"	240
70	Johnathan Dominguez	OG, DT	Sr	5'10"	240
75	David Willingham	DE	Sr	6'1"	249
77	Raymond Sampaga	DE, TE	Sr	6'4"	265
79	Jeremiah Irving	G, DT	So	5'11"	260
80	V'shon Summons	WR, CB	Jr	5'11"	165
95	Maurice Orosco	DT	Sr	5'8"	315
99	Cooper Yazzie	OG, DT	Fr	5'6"	215
	Jalen Harper	DT, OG	So	5'9"	235
	Griffin Lloyd	OG, DT	Fr	5'8"	190
	Miguel Pena	DT, OG	Jr	5'8"	205
	Isiah Thomas	ATH	Fr	5'7"	179
	Jack Thomas	OT, DE	So	6'5"	245
	Austin Vanderlinden	G, DT	So	5'10"	235
	Kalvin Felix	ATH	Jr	5'9"	168
	Tyrell David	WR, S	So	6'1"	170

Date		Opponent	Result	
8/27	@	Morenci	L	12-45
9/03	vs	Arete Prep	W	42-40
9/10	@	Highland Prep	W	62-16
9/17	vs	Bisbee	W	30-22
9/24	@	AZ Luth.	L	6-35
10/01	vs	Catalina	W	62-0
10/08	vs	Tan. Verde	W	34-7
10/15	@	Santa Cruz	L	18-27
10/22	@	Santa Rita	W	69-0
10/29	vs	ALA - Ironwood	W	33-8
11/05	@	Benson		

AIA

The AIA requests that you model good sportsmanship by refraining from derogatory cheers, chants, or behavior toward students, coaches, officials, or other spectators. Speak out if you see inappropriate behavior by immediately notifying event management staff. Together, we can provide a safe and respectful environment for all.

Benson
Bobcats

AZPREPS365

Photo not Provided

Alignment 2A San Pedro
Region 4-1
Standings #1
Conference 7-1
Rank #3
Overall 7-2

No.	Name	Pos.	Yr.	Ht.	Wt.
2	Jimmy Lerblance	WR, CB	Sr	5'10"	160
3	Angel Rigney	RB, CB	Jr	5'10"	165
5	Wyatt Wilharm	TE, DE	Sr	6'0"	182
6	Devin Bowling	RB, MLB	Sr	5'9"	180
7	Brok Determan	QB, SS	Sr	6'2"	165
8	Mundo Esparza	FS, TE	Sr	6'0"	150
9	Dalton Crockett	QB, SS	So	6'2"	175
11	Aiden Finch	WR, DB	Jr	5'11"	145
12	Argus Kenynn		So		
12	Hank Fenn	TE, OLB	Fr		
13	Gilberto Loya		Jr		
21	Steve Thum	RB		5'11"	160
21	Colton Tyra	LB, FB	Jr	5'4"	115
22	Gabe Osuna	FB, DT	Sr	5'11"	165
24	Jacob Allard	DB, RB	Jr	5'9"	135
25	Tristan Martinez	RB, OLB	Sr	6'0"	170
26	Liam Cluff	FB, MLB	So		
33	Angel Garcia	RB, DE		5'6"	180
33	Andrew Arnold	TE, DE	Jr		
33	Kohen Frost	RB, CB	So	5'7"	
34	Jace Barney	FB, DT	Sr	5'8"	210
36	Logan Rutledge	CB, WR	Jr	5'8"	130
36	Daniel Hackett		So		
40	Brett Gronlund		So		
42	Jake Swies	WR, CB	Jr		
43	Jacob Hackett	WR, CB	Fr		
43	Gavin Strouse	WR, DB	So	5'6"	125
44	Jace Carroll	RB, DE	Jr	5'10"	120
50	Cameron Mcfarland	G, LB	Sr	5'10"	205
51	Caleb Rodriguez		Sr		
52	Ryan Francione	G, DE	Sr	6'0"	185
53	Nathan Beeman		Jr	6'2"	230
55	Zane Cluff	G, MLB	Jr		
57	Colton Pullis	C, DT	Jr	6'0"	215
59	Adrean Evans	G, DT	Jr	5'9"	160
63	Ignacio Bustamante		So		
65	Christian Artis	OLB, G		6'0"	185
65	William Essenmacher	T, DT	So	5'9"	175
67	DJ Workman		So		
72	Patrick Zaragoza	DT, T	Sr	5'10"	251
72	Gabriel Montijo	T, DT	So	5'9"	250
74	Cody Brandt	DT, T	Jr	5'9"	260
75	Robert Sturgeon		Jr		
76	Joe Jackson	C, DT	Sr	6'1"	275
77	Ricky Garcia	T, DT	Sr	5'7"	180
80	Ryan Anderson	TE, DE	Jr	5'10"	165
81	Francisco Agay	WR, CB		5'7"	135
84	Justice Dallaportas	FS, WR	Sr	6'2"	
85	Conner Curtis	WR, OLB	Jr	5'8"	125
87	Victor Dallaportas	OLB, WR	So	5'11"	160
88	brandon Villalba		Sr		
88	Flint Davis	RB, C	Fr	5'6"	135
	Wyatt Roley		So		
	Josh Thompson	T, DT	So		
	Dave Harris	RB, CB	Fr		
	Alec Holmes	T, DT	Fr		
	Trent Manzo	QB, RB	Fr	5'10"	
	Samuel Martin	G, DE	Fr	5'9"	
	Gabe Santiago	DT	So	5'7"	175
	Robert Santo		So		
	Case Williams	DT, T	Fr		
	Erik Waddel		So		
	Landon Speer		So		
	Tristan Goodwin	RB, LB	So	5'10"	
	Drake Dustin				
	Eli Johnson	WR	Sr		
	Davin Judd	G, DE	Sr		
	Steven Price	G, DE	Sr	5'9"	150
	Gavin Strousse		So		
	Bodie Blalock	WR, CB	Fr		

Date		Opponent	Result	
8/27	vs	Pusch	L	21-34
9/10	@	Tan. Verde	W	41-0
9/17	vs	NFL Yet	W	57-0
9/24	@	Veritas	W	42-7
9/30	vs	Pima	L	7-14
10/08	@	Bisbee	W	56-14
10/15	vs	Morenci	W	42-7
10/22	@	Tombstone	W	49-6
10/29	@	Willcox	W	35-0
11/05	vs	Sequoia Pathway		

AIA

The AIA requests that you model good sportsmanship by refraining from derogatory cheers, chants, or behavior toward students, coaches, officials, or other spectators. Speak out if you see inappropriate behavior by immediately notifying event management staff. Together, we can provide a safe and respectful environment for all.

St. Johns
Redskins

AZPREPS365

Alignment 2A Little Colorado
Region 2-1
Standings #3
Conference 6-2
Rank #11
Overall 6-4

Photo not Provided

No.	Name	Pos.	Yr.	Ht.	Wt.
1	James Thomas	QB, LB	Sr	5'9"	
3	Jordan Winters	WR, DB	Jr	6'1"	155
4	Jt Richardson	RB, LB	Jr	5'10"	
4	Daniel Jimenez	WR		5'7"	120
4	Taylor Hammond	RB		5'8"	135
6	Clance Wiltbank	QB, DB	So	5'10"	155
7	Luis Morales	WR, DB	Sr	5'7"	140
9	Charlie Humphreys	TE, DB	Sr	6'3"	165
11	Tomas Jimenez	WR, DB	Sr	5'10"	150
15	Jarred Fielder	WR		6'1"	155
15	Cael Stewart	QB, FS	Sr	6'4"	215
15	Michael Bushman	WR, DB	So	5'9"	140
19	Case Heap	WR, FS	Sr	5'10"	155
20	Jordan Mannery	TE, DL	Sr	6'0"	175
21	Cody Wallace	WR		6'2"	170
22	Tel Parker	RB, LB	Jr	5'10"	155
28	Jj Womack	WR		6'3"	170
28	Kevin Hernandez	RB, LB	So	5'10"	170
28	Trevor Harris	RB		5'7"	150
32	Asher Raban	WR, DB	Jr	5'10"	
33	Tanner Crosby	RB		5'8"	125
34	Chase Gray	RB, LB	Sr	5'8"	180
34	Mark Ballejos	RB		6'0"	165
40	Afton Cox	RB, DL	Sr	6'0"	190
44	Wyatt Cox			6'2"	180
44	Anthony Diamond	RB, DL	Sr	5'7"	190
48	Preston Lindsey	TE, DB	So	6'0"	160
50	Cy Lindsey	RB, DL	Fr	5'9"	140
53	Harvey Platt	OL, DL	Jr	6'0"	180
54	Joseph Lucero			5'11"	210
55	Kyson Price	OL, DL	Jr	5'10"	235
56	Vince Lagrua			5'8"	210
58	Leo Hernandez	OL, DL	Sr	5'10"	190
60	Tate Skousen			5'10"	180
60	Rafael Urling	OL, DL	Jr	6'1"	205
63	Mark Cox	OL, DL	Fr	5'9"	185
64	Pacer Wiltbank			6'0"	195
65	Henry Thompson	OL, DL	Jr	6'1"	245
67	Ryan Lewis	OL, DL	Jr	6'1"	185
69	Jackson Greer	OL, DL	So	5'10"	185
70	Jay Wahl	C, DL	Jr	6'1"	205
70	Phillip Marchman			6'0"	235
75	Ethan Owens	OL, DL	Sr	6'0"	200
77	Riley Greene	OL, DL	Sr	6'5"	260
79	Robert Vallejos			6'0"	185
80	Ethan Jessop	TE, DE		6'1"	190
80	Wes Scarbrough	WR, FS	Sr	6'4"	155
82	Tristan Mineer	WR, DB	So	5'9"	145
84	Easton Waters			5'10"	240
84	Tatum Knight	WR, DB	So	5'11"	150
86	Brady Hauser	WR		5'7"	125
88	Riley Bryan	QB, DB	Jr	5'8"	140
	Ira Tullous				
	Gage Trickey	RB		5'8"	130
	Dayson Spencer			5'7"	185
	Jacob Skousen				
	Alex Pettit				
	Sean Perry			5'7"	180
	Nick Patterson				
	Alex Madrid				
	Elijah Jessop	DE		6'0"	195
	Alex Jaramillo			5'7"	165
	Gage Heap				
	Gavin Harris	TE		6'0"	145
	Joseph Bushman				

Date		Opponent	Result	
8/27	vs	Show Low	L	0-43
9/03	vs	Globe	W	60-7
9/09	vs	Round Vall	L	20-62
9/17	@	Arete Prep	W	55-7
9/24	@	Morenci	L	7-27
10/01	@	Red Mesa	W	49-8
10/08	vs	Valley	W	65-0
10/14	@	Pinon	W	61-0
10/22	vs	Holbrook	W	61-28
10/29	@	Alchesay	L	35-38
11/05	@	Camp Verde		

AIA

The AIA requests that you model good sportsmanship by refraining from derogatory cheers, chants, or behavior toward students, coaches, officials, or other spectators. Speak out if you see inappropriate behavior by immediately notifying event management staff. Together, we can provide a safe and respectful environment for all.

Camp Verde
Cowboys

Alignment 2A Agua Fria
Region 3-1
Standings #2
Conference 7-2
Rank #6
Overall 8-2

No.	Name	Pos.	Yr.	Ht.	Wt.
1	Dominic Pittman			6'1"	160
3	Garrett Dulaney	QB, FS	Sr	5'7"	159
5	Cole Gillespie	FS	Sr		
5	Chris Ceballos	QB, FS	Jr		
5	Bennett Cain	WR, TE	Jr		
7	Jacob Oothoudt	QB, ILB	Sr	5'7"	
8	Tristan Palmer		Jr		
15	Matt Loza	SB, FS	Sr	6'0"	
20	Matthew Nechvil	FS, SB	Sr		160
20	Nelson Gonzalez	CB, WR	Jr		
22	Kayden Boggess	ILB, FB	Sr	5'10"	200
24	Bryce Seekins	CB	Sr		
24	Emmitt Smith			5'11"	200
26	Tyler Roth	RB, K	So	5'8"	140
30	Steven Petty				
30	Noah Collins	MLB, FB	So	5'11"	160
32	Bartholoman Vosberg	FB, WR	Fr		
33	Xander Turnbell	WR, TE	So		
34	Samuel Williams	FB, OLB	Jr		
35	Jayden Vosberg		Fr		125
36	Josyan Palmer	SB, SS	Fr		
44	Michael Magenot	ILB, TE	Sr		
51	Drake Reynolds	DE	So		
52	Trent Makinson	T, TE	Jr		
55	Brice Gorda	OT, DE	Jr	6'0"	175
55	Oscar Berellez			5'9"	
57	Jakob Evans-flick	T, DE	Jr		
59	Landon Mckay	DE, T	So	5'11"	200

No.	Name	Pos.	Yr.	Ht.	Wt.
61	Nick Kane	DL, OL	Jr		170
61	Landon Petty	T, DE	Sr		
62	Angel Salas	T, DE	Jr	6'0"	230
63	Corey Johnson	G, DE	Sr		
65	Noah Collibs	FB, MLB	So		
65	Teagan Pomeroy	C	Fr		
68	Rogelio Carrillo carrillo	DE, OL	Sr	5'11"	
70	Damon Hooke	G, NG	So	6'4"	300
72	Logan Johnson	T, OLB	Fr		160
74	Josiah Hicks	G, T	Jr		
74	Kyson Dailey	DL, OL	So		
75	Ty Holman				
75	Austin Pomeroy		So		170
77	Logan Brady	DE	So		
78	Nathaniel Chrisman	DE	Sr		
79	Ruben Tracy	NG, G	Sr	6'2"	270
80	Christian Sanabria		So		
81	Daniel Camacho				
81	Addison Cooper	SB, WR	Fr		
87	Wyatt Parker	CB	Sr		
88	Gage Wolf	QB	Fr		
	Aj Williamson		So		
	Isaac Mix	TE	So		
	Michael Martin				
	Damien Coffey				
	Mario Chagolla				
	Zach Athey				
	Logan Johnson	T	Fr	5'8"	148

Date		Opponent	Result	
8/27	vs	Vall Luth.	W	40-12
9/03	@	Holbrook	L	8-19
9/10	@	Trivium	W	42-21
9/17	@	Heritage	W	46-6
9/24	vs	Page	W	60-22
9/30	@	King Acad.	W	42-7
10/08	vs	Parker	L	16-36
10/15	vs	Highland Prep	W	68-22
10/22	vs	Veritas	W	36-13
10/29	@	Gdale Prep	W	38-18
11/05	vs	St. Johns		

The AIA requests that you model good sportsmanship by refraining from derogatory cheers, chants, or behavior toward students, coaches, officials, or other spectators. Speak out if you see inappropriate behavior by immediately notifying event management staff. Together, we can provide a safe and respectful environment for all.

Scottsdale Prep
Spartans

AZPREPS365

Alignment 2A Verde
Region 4-1
Standings #2
Conference 7-1
Rank #10
Overall 8-1

Photo not Provided

No.	Name	Pos.	Yr.	Ht.	Wt.
1	Will Bubar	WR, DB	Sr	5'9"	140
2	Tyler Johnson	WR, QB	Jr	6'0"	155
3	Mattias Martens	WR, DB	Jr	5'6"	
5	Jake Powers	QB, RB		6'2"	195
5	Jayden Melgaard	QB, DB	Fr	5'10"	
11	Ben Bubar	WR, DB	Fr	5'4"	
12	Connor Hesse	RB, LB	Jr	5'9"	150
13	Oscar Frias	QB		6'2"	
18	Tony Bravo	WR, DB	Jr	6'0"	155
21	Devon Strader	WR, DB	Sr	5'10"	155
22	Carson Boyll	ATH, DB	Sr	5'7"	175
23	Noah Ward	RB, DB	Jr	5'6"	
28	Ruben Ruyle	RB, DE	Jr	6'1"	170
31	Greg Gwisdalla	WR		5'7"	135
32	Nathan Kammer	WR, DB	Jr	5'10"	165
33	Emmett Collins	TE, DE	Jr	5'11"	
34	Kyle Zeno	RB, DB	Sr	5'9"	175
34	Finley Hobbs	WR			
50	Zain Othman	OL, DL	Fr	0'6"	139
50	Clement Petit	K, P		6'2"	200
51	Brendan Maclean		Fr	5'9"	155
52	Andrew Kulhan	OL, DL	So	5'9"	150
53	Tyler Larson	OL, LB	Jr	5'10"	145
54	Michael Greveler	OL, DL	Jr	6'0"	206
55	Tyler Dickerson	C, LB	Sr	5'9"	155
55	Ethan Shewchuk				
56	Joey Infantino	OL, LB	Jr	5'9"	155
58	Travis Santa	OL, DL	Jr	5'9"	165
70	Michael Barnes	MLB, G		5'9"	175
70	Ethan Boetcher	NG			
70	Haakon Carraher	OL, DL	Jr	6'0"	173
71	Maddox Delnero	OL, DL	Sr	5'10"	170
73	Satvik Panchal			5'8"	220
73	Andrew Duke	OL, DL	Fr	5'7"	
74	Jeremy Holford	OL, DL	Sr	5'10"	
75	Cal Spooner				
77	Cade Zawada	OL, DL	Fr	5'7"	
77	Cade Zawada	OL, DL	Fr	5'6"	150
78	Taym Yassini	OL, DL	Fr	5'8"	
80	Preston Martinez	WR, DB	So	5'9"	
81	Gherardo Cocuzza	WR, DE	Fr	6'0"	
81	Noah Schwartz	WR, CB		6'0"	160
85	Ky-mani Erskine	RB, DB	So	5'8"	155
88	Thomas Reinhardt	RB, MLB		5'9"	170
88	Blake Devlin	TE, DL	Jr	6'1"	
89	Wills Niemann	WR, DB	Sr	6'0"	170
	Gabe Hahn				
	Logan Dunlap				
	Caleb Trevino				
	Austin Truhlar				
	DJ Urban				
	Taro Yokoyama				
	Enzo Gianforte				
	Riley Emerson				
	Gerrado Cocuzza		Fr		
	Calvin Curtis				
	Eli Shewchuk				
	Aidan Bossone			5'9"	130
	Daniel Bedrio				
	Garrison Bauer				
	Alysa Arragema				
	Ryan Arnsmeyer				
	Thomas Anctil				
	Will Sifert				
	Patrick Rosier			5'8"	137
	Zach Hahn				
	Andrew Mitchell				
	Josh Hartstein				
	Carsen Hoogendorn				
	Matt Jette				
	Connor Kelley		Jr	5'9"	185
	Van Larson				
	Kyle Lockridge				
	Luke Melgaard				
	Will Munsil				
	Nic Robson				
	Frank Osborn				
	Nathan Polk				
	Nathan Pophal				
	Ahil Rajwani		Jr	5'4"	120
	Arsh Rajwani				
	Anthony Ravasio				
	Luke Ricotta				
	Ben Roberts				
	Lukas Gabo				

Date		Opponent	Result	
8/27	@	Veritas	W	13-7
9/04	vs	Madison Highland Prep	W	67-20
9/10	vs	Santa Rita	W	55-6
9/17	@	Trivium	W	48-14
10/01	vs	Madison Highland Prep	W	62-0
10/08	@	N. Pt Prep	W	62-0
10/15	vs	Vall Luth.	W	14-6
10/22	@	Coronado	W	41-14
10/29	@	Scott Chr.	L	20-21
11/05	@	Pima		

AIA

The AIA requests that you model good sportsmanship by refraining from derogatory cheers, chants, or behavior toward students, coaches, officials, or other spectators. Speak out if you see inappropriate behavior by immediately notifying event management staff. Together, we can provide a safe and respectful environment for all.

Pima
Roughriders

AZPREPS365

Alignment 2A San Pedro
Region 3-1
Standings #3
Conference 6-1
Rank #7
Overall 6-3

Photo not Provided

No.	Name	Pos.	Yr.	Ht.	Wt.
1	Jaxon John	QB, DB	So	5'9"	155
1	Damian Hoopes	WR, FS		5'9"	132
2	Teddy Rector	QB		6'1"	175
2	Brody Brown	RB, SS	Sr	6'0"	155
2	Austen Ashby	CB, RB	Sr	5'9"	150
7	Kaleb Blair	QB, RB		5'10"	
7	Hayden Blair	RB, DB	So	5'7"	150
8	Rhett Hughes	QB, DE	Fr	5'11"	145
10	Jaxon McBiles	WR, DB	Fr	5'0"	105
10	Wyatt Schmidt	WR, CB			
10	Coy Miller	QB, CB	Jr		
16	Brenon Hughes	QB, RB		5'11"	180
16	Seth Russell	QB, DE	Jr	6'6"	205
17	Josh Draper	WR, CB		5'8"	140
18	Sam Ray	TE, DE	So	6'1"	170
20	Canon White	RB, DB	So	5'7"	145
20	Uriel Murrieta	RB, CB		5'10"	180
22	Britt Hawkins	RB, RB	Jr		170
23	Codi Ferguson	RB, LB	Fr	5'8"	165
23	Gavin Gracia	CB		5'9"	135
25	Joseph Boswell	RB, OLB	Sr	5'6"	145
28	Alec Judd	RB		5'11"	160
30	Trevor Pruszynski	FB, MLB		6'0"	230
30	Clark Ashby	TE, DE	Fr	6'1"	175
32	Garrett Curtis	RB, MLB	Jr	6'3"	190
32	Garrett Curtis	FB, MLB	Jr	6'3"	190
33	Caleb Barlow	RB, DE		5'9"	165
33	Jeremiah Martinez	RB, LB	Fr	5'11"	190
36	Damian Murrieta			5'8"	170
36	Tuddy Smart	RB, LB	So	5'8"	155
38	Ryker Shupe	RB, DB	So	5'5"	135
40	Leland Thompson	CB, WR	Jr	6'0"	170
42	Edward Ibeh-Young	WR		6'2"	174
44	Wyatt Wiltbank	RB, LB	Jr	5'11"	165
45	Jacob Brimhall	TE		6'4"	185

No.	Name	Pos.	Yr.	Ht.	Wt.
50	Xavion Gracia	OL, DL	Sr	6'0"	180
55	Pepper Hughes	OL, DL	So	5'10"	205
56	Brigden Hughes	G		6'0"	
56	Triston Gardner	G, DT	Sr	6'0"	175
58	Nash Hughes	G, C			
58	Justin James	OL, DE	Sr	6'0"	160
60	Owen Lunt	OL, DL	Sr	5'11"	195
60	Micoy Logan			6'1"	180
61	Jacob Flowers	OL, DL	Jr	5'8"	160
62	Hyrum Kelly				
62	Tucker Wilkins	OL, LB	Jr	5'9"	155
64	Brock Haws	OL, DE	Fr	5'9"	160
64	Dakota Quaintance	G		6'0"	241
65	Kason Hawkins	DT		5'10"	145
66	Dallin Preston	OLB, C			
71	Brock Bryce	OL, DL	So	5'7"	155
71	Jace McKenzie	DE, G			
73	Colter Bolinger	OL, DL	Jr	5'9"	190
73	Aaron Bailey	C		6'2"	173
74	Chris Serna	OL, DL	Jr	5'10"	235
76	Jarom Bigler	G		6'3"	260
77	Coby Hancock			5'8"	240
77	Chris Edgmon	OL, DL	Sr	6'1"	275
78	Nathan Skiba	OL, DL	Jr	6'5"	255
80	Kase Lunt			6'2"	190
81	Grant Ashby	WR, DB	Jr	6'4"	165
81	Gabe Garcia	TE, DT		6'0"	180
83	Pierce Ashby	WR, DE	Jr	6'6"	175
88	Mason Palmer			5'11"	136
88	Preston Russell	TE, DE	Fr	6'1"	170
	Trevor Pruzynski				
	Gage Brown				
	Colby Hancock				
	Monica Hancock				
	Sergio Morales				

Date		Opponent	Result	
8/27	@	Miami	W	56-14
9/03	@	Safford	L	6-23
9/10	vs	Thatcher	L	0-14
9/17	@	Santa Rita	W	52-0
9/24	vs	Scott Chr.	W	53-0
9/30	@	Benson	W	14-7
10/14	vs	Tombstone	W	45-0
10/22	@	Bisbee	W	42-13
10/29	vs	Morenci	L	19-33
11/05	vs	Scott Prep		

AIA

The AIA requests that you model good sportsmanship by refraining from derogatory cheers, chants, or behavior toward students, coaches, officials, or other spectators. Speak out if you see inappropriate behavior by immediately notifying event management staff. Together, we can provide a safe and respectful environment for all.

Trivium Prep
Crimson Knights

AZPREPS365

Alignment 2A Hassaympa
Region 3-0
Standings #1
Conference 5-3
Rank #21
Overall 5-4

Photo not Provided

No.	Name	Pos.	Yr.	Ht.	Wt.
1	Luke Willingham	QB, DB	Sr	6'3"	202
2	Jay Sanders	WR, DB	Fr	5'6"	125
2	Jeramiah Sanders	SB, C			
3	Malaki Cowan	WR, DB	Jr	5'9"	140
3	Luke Willingham	QB, WR	Sr	6'2"	200
4	Donovan Delong	QB, DB	Fr	5'8"	135
4	Donovan De long	QB, WR	Fr	5'7"	115
5	Carter Geren	WR, CB			
5	Max Sief	WR, DB	Jr	5'10"	155
6	Antonio Fiamengo	WR, LB	Fr	5'7"	132
7	Carter Geren	WR, DB	Fr	5'8"	145
8	Andrew Kerfoot	CB, WR		5'9"	160
8	Andrew Kerfoot	WR, DB	Sr	5'10"	171
8	Koston Belfield	WR, CB			
10	Koston Belfield	WR, DB	Fr	5'6"	120
10	Adison Martin	QB, FS			
10	Adison Martin	RB, LB	Sr	6'1"	
11	Blue Rordiguez	RB	Sr		
11	Blue Lopez-rodriguez	SS, RB	Sr	5'9"	175
11	Blue Lopez-Rodriguez	RB, LB	Sr	5'9"	175
12	Xavier Cabral	RB, LB	Jr	5'8"	142
13	Dylan K spencer	WR, CB	Sr	5'7"	163
13	Dylan Spencer	WR, ATH	Sr	5'7"	163
15	Kaden Zimmerman	MLB, RB			
15	Kaden Zimmerman	RB, LB	Sr	5'9"	168
18	Kj McCloud	RB, LB	Fr	5'8"	138
18	Conner Aldridge	QB, DB	Jr	6'2"	170
20	Vern Wolfley	RB, LB	Fr	5'9"	150
20	Collin Pezzelle	TE, SS			
22	Vito Catania	TE, DL	Jr	5'11"	161
24	Cooper Aaron	WR, DB	Fr	5'10"	135
30	Angel Gonzales	RB, DB	So	5'8"	160
30	Jaren Nielson	WR, DB	Sr	5'8"	145
31	Gabe Andraus	WR, DB	Sr	5'8"	166
32	Lucas Chavez	WR, DB	Fr	5'3"	111
33	Gus Scott	WR, DB	So	5'10"	160
40	Brandon Rothfeld	RB, DL	Jr	5'10"	180
40	Maximus Sief	CB, WR			
44	Jordan Grant	WR, DB	Sr	5'10"	
48	Brandon Neugebauer	RB, LB	Sr	5'8"	198
48	Brandon Neugebauer	RB, SS			
50	Sebastian Chavez	OL, DL	Fr	5'8"	188
51	Niko Zehtab	OL, LB	Jr	5'9"	184
51	Nathan Walters	RB, LB	So	5'8"	200
52	Ryan Wirth	OL, DL	Jr	6'3"	214
53	Josh Cox	OL, DL	Fr	5'10"	185
53	Ryan Wirth	DE, T		6'2"	200
54	Q Jeide	RB, LB	Fr	5'10"	190
54	Niko Zehtab	C, DE			
55	Kaden Scott	OL, DL	Sr	6'3"	191
55	Kaden Scott	T, DE	Sr	6'3"	175
56	Benjamin Hager	G, NG			
56	Benjamin Hager	OL, DL	Sr	5'10"	264
58	Zach Farney	OL, DL	Fr	5'10"	210
59	Brennen Norris	DE, T		6'0"	170
59	Brennen Norris	OL, DL	Sr	6'3"	178
65	Gannon Mcmillan	OL, DL	So	6'2"	222
65	Gannon McMillan	DE, G			
70	Noah Insco	OL, DL	Fr	5'8"	190
71	Brandon Rothfeld	FB, MLB			
71	Gabe Murphy	OL, DL	Fr	5'9"	208
72	Caedon Macdonald	OL, DL	So	5'10"	224
72	Caedon Macdonald	G, NG			
75	Caleb Hamilton	C, NG	Sr	5'10"	295
75	Caleb Hamilton	OL, DL	Sr	6'0"	298
77	Malaki Cowan	WR, SS			
77	Joseph(JoJo) Greene	G, DT		5'11"	240
77	Jojo Greene	OL, DL	Sr	5'11"	272
80	Collin Pezzelle	TE, WR	Jr	5'11"	172
84	Hunter Storz				
85	Mason Anderson	TE, DE	Sr	6'1"	180
85	Mason Anderson	TE, DL	Sr	6'2"	180
88	Cohen Aldridge	WR, OLB	Jr	6'0"	155
88	Cohen Aldridge	WR, OLB	Jr	6'0"	155
	Vern Wolfley	TE, MLB			
	Noah Insco	C, G			
	Cooper Aaron				
	Nico Accomazzo				
	Xavier Cabral	OLB, RB			
	Sebastian Chavez				
	Zachary Farney				
	Antonio Fiamengo	WR, CB			
	David Garcia				
	OFF HILITE				
	Q Jeide	MLB, FB			
	Samuel Saenz				
	Nazhem Jones				
	Maurice Martinez-Crespo				
	Kj Mccloud				
	Gabriel Murphy	G, T			
	Jaren Nielson	CB, WR			
	Kayla Pavelski				
	Rocky Ramirez				
	Kaleb Robinson				
	DEF HILITE				

Date		Opponent	Result	
8/27	@	Prd. Honor	L	20-26
9/03	@	Scott Chr.	L	7-48
9/10	vs	Camp Verde	L	21-42
9/17	vs	Scott Prep	L	14-48
9/23	vs	Heritage	W	47-34
10/01	@	St. John Paul II Catholic	W	42-20
10/08	vs	T'pah Vall	W	40-22
10/22	@	Catalina	W	55-0
10/29	vs	Antelope	W	45-6
11/05	@	AZ Luth.		

AIA

The AIA requests that you model good sportsmanship by refraining from derogatory cheers, chants, or behavior toward students, coaches, officials, or other spectators. Speak out if you see inappropriate behavior by immediately notifying event management staff. Together, we can provide a safe and respectful environment for all.

Arizona Lutheran
Coyotes

AZPREPS365



Alignment 2A Gila
Region 4-0
Standings #1
Conference 8-1
Rank #2
Overall 9-1

No.	Name	Pos.	Yr.	Ht.	Wt.
2	Jorge Lomeli	QB, DB	So	5'10"	145
4	Jackson Indahl	QB, DL	Sr	6'1"	150
5	Tyler Trapp	RB, LB	Jr	5'6"	
7	Samuel Rautenberg	FB, CB	Fr		
8	Tanner Plitzuweit		Sr	6'4"	155
9	Owen Beilke	QB, WR	Fr		
9	Jonathan Wendt	RB, DB	Jr	5'8"	
10	Isaiah Gonzales	RB, DB	Sr	5'10"	150
11	Jack Schaumberg	TE, DB	Sr	6'1"	145
11	Billy Rassberry	RB		5'9"	160
12	Ryan Johnson	QB, MLB	Fr		
12	Ryan Johnson	QB, MLB	Fr		
13	Andrew Bernthal	RB, DB	Jr	4'7"	
14	Jacob Ryan holguin	RB, DB	Sr	5'10"	160
16	Angel Ortega	TE			
18	Caleb Milnes	TE			
18	Rylan Bass	RB, DB	So	6'0"	
20	Gabriel Mckenney	RB, OLB	Sr	6'0"	200
21	Luke Grippo	TE, DB	Sr	6'0"	150
23	Reed Bode	TE, DB	Jr	6'0"	
24	Elijah Harris	RB, WR	Fr	5'8"	160
24	Dayton Draper	QB, FS	Sr	6'1"	160
24	Elijah Harris	LB, RB	Fr	5'9"	160
25	Sam Jacobson	RB, LB	Jr	5'11"	
27	Noah Urbieta	RB, MLB	So		
27	Amani Harris	WR, RB	So		
27	Amani Harris		So	0'7"	
30	Eoghan Hill	TE, FS	Fr		
32	Noah Draper	TE		6'2"	
32	Preston Fore	TE, DL	Fr	6'2"	
33	Gideon Enter	RB, WR	So		
36	Tyler Schofield	RB		5'10"	135
40	Tristan Mcdunn	FB	Fr		

No.	Name	Pos.	Yr.	Ht.	Wt.
44	Owen Jacobson		Fr		
45	Ryan Pufahl	TE, LB	So	5'9"	
50	Jay Schroeder	OL, DL	Sr	5'8"	155
52	Alexander Schroeder	TE, RB	Fr		
52	Brandon Sonntag				
55	Aaron Navarro	OL, DL	Jr	6'2"	185
57	Jonah Gutierrez	G, NG	Jr		
59	Justin Ramos	C, DL	So	5'11"	256
60	Antonio Quinones	G	Fr		
60	Travis Parker	C, DT	Sr	6'0"	195
60	Antonio Quinones	G	Fr		
62	Caron Cunningham	RB, DL	Jr	5'7"	188
65	Cole Gutierrez	OL, DL	Sr	5'7"	160
67	Talib Uqdah	DE, G	So		
67	Jackson Palmer	OL, DL	Sr	5'7"	
67	Marcus Perez				
68	Thomas Peltzer	OL, DL	Jr	6'3"	200
70	Aaron Pepin	G, C	Jr	5'7"	140
70	Aaron Pepin	OL, DL	Jr	5'7"	150
71	Case Danzeisen	OL, DL	Jr	6'2"	
72	Joe Trevino	DT	Jr	5'11"	180
77	Dean Van hofwegen	OL, DL	Jr	5'11"	
78	Pit Willhalm	T, DE	So		
79	Jalen Herring	OL, DL	Jr	6'3"	290
80	Aidan John	RB, OLB		5'11"	145
80	Zach Plitzuweit	TE			
81	Sal West	RB, DB	So	0'6"	
84	Andrew Oliphant	FB, MLB	Fr		
85	Nathan Matienzo	TE, DB	Sr	6'0"	
88	Ryder Munns	TE, OLB	Fr		
88	Ryder Munns	TE, OLB	Fr		
88	Ryder Munns	TE, LB	Fr	5'10"	150
	Sal West iii				

Date		Opponent	Result	
8/26	@	Scott Chr.	W	33-18
9/03	vs	King Acad.	W	56-0
9/10	vs	Phx Christ	W	52-0
9/17	@	Santa Cruz	W	15-14
9/24	vs	Sequoia Pathway	W	35-6
10/01	vs	Parker	L	18-40
10/08	@	Veritas	W	38-14
10/15	vs	NFL Yet	W	59-16
10/22	vs	Chand Prep	W	55-0
10/29	@	Heritage	W	71-0
11/05	vs	Trivium		

AIA

The AIA requests that you model good sportsmanship by refraining from derogatory cheers, chants, or behavior toward students, coaches, officials, or other spectators. Speak out if you see inappropriate behavior by immediately notifying event management staff. Together, we can provide a safe and respectful environment for all.

OFFICIAL FUNDRAISING PARTNER OF AIA

eTeamSponsor.com

- Our system completes **95%** of the work
- Avg. student-athlete raises **$356**
- ZERO financial risk
- Get started **today** in person or virtually

HAMILTON HIGH SCHOOL

FOOTBALL FUNDRAISER

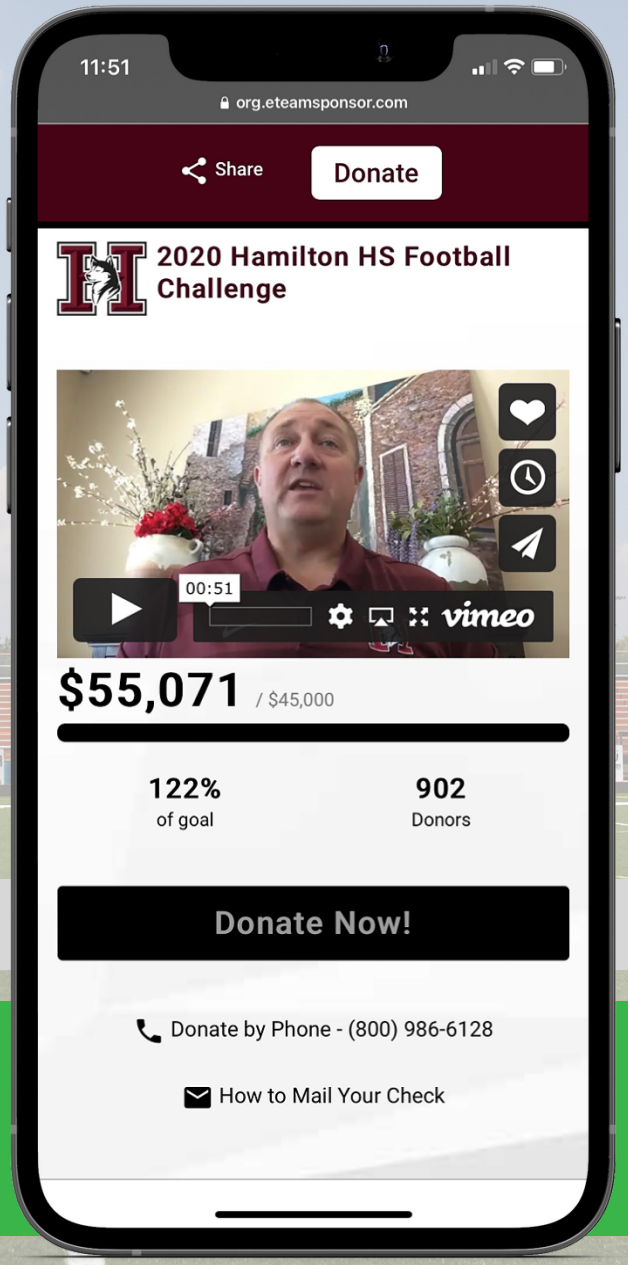

Scan to Learn More!

CONTACT YOUR REP:

DREW BENDER

drew@eteamsponsor.com

(602) - 541 - 5731

NOW IS YOUR MOMENT!

FINALFORMS

REGISTRATION & RISK MANAGEMENT SOLUTIONS

Who made the form update and when? **Is he is on both rosters?** Were they in
Handbook? **Which forms are missing signatures?** How many physicals expire
grade check? **Do we have the attendance records?** Who has discipline receive
retain the data? **Did she follow return-to-play/learn protocol?** Who has diab
the payment? **Does anyone still have equipment?** Who needs contacts? Whe
nformation kept private? **Is she certified to drive the van?** Did he pass the ph
quickly? **Can we update our social media policy?** How much are we losing in
known allergies? **Are our forms ADA compliant?** Are they calling parents? Ho
give the list to the sheriff? **Who was on the damaged bus?** Did the coach have
hreatening a lawsuit? **Can we provide the paper trail to legal?** Can we review
with our Athletic Trainer? **Is the father authorized for pickup?** Who has physic
or the field trip? **Did they read the policy in their native language?** Are coa
signatures? **Which staff completed all certifications?** Who is taking attendan

TEAM.
TECHNOLOGY.
SERVICE.

ADs say it all:

"Responsive."
"Honest."
"Prompt."
"Helpful."
"Listeners."

WWW.FINALFORMS.COM/AIA

AIA

Football Championship Teams

Open Division

Year	Winning Team	Head Coach	Runner-up Team	Head Coach	Score
2020	Chandler (10-0)	Rick Garretson	Hamilton (8-2)	Michael Zdebski	23-21
2019	Chandler (13-0)	Rick Garretson	Saguaro (11-2)	Jason Mohns	42-35

6A

Year	Winning Team	Head Coach	Runner-up Team	Head Coach	Score
2020	Chaparral (6-2)	Brent Barnes	Highland (7-4)	Brock Farrel	24-14
2019	Liberty (10-4)	Mark Smith	Red Mountain (12-2)	Mike Peterson	34-28 (OT)
2018	Chandler (13-1)	Shaun Aguano	Perry (11-3)	Preston Jones	65-28
2017	Chandler (12-2)	Shaun Aguano	Perry (12-2)	Preston Jones	49-42
2016	Chandler (13-2)	Shaun Aguano	Mountain Pointe (13-1)	Norris Vaughn	36-17

5A

Year	Winning Team	Head Coach	Runner-up Team	Head Coach	Score
2020	Sunrise Mountain (9-2)	Steve Decker	Ironwood (7-3)	Chris Rizzo	42-20
2019	Williams Field (12-2)	Steve Campbell	Campo Verde (10-4)	Max Ragsdale	19-0
2018	Centennial (14-0)	Richard Taylor	Notre Dame Prep (13-1)	George Prelock	60-7
2017	Centennial (12-1)	Richard Taylor	Notre Dame Prep (13-1)	George Prelock	42-21
2016	Williams Field (14-0)	Steve Campbell	Centennial (12-2)	Richard Taylor	14-6

4A

Year	Winning Team	Head Coach	Runner-up Team	Head Coach	Score
2020	Mesquite (9-1)	Scott Hare	Cactus (8-3)	Joseph Ortiz	39-38
2019	Mesquite (11-3)	Scott Hare	Desert Edge (10-4)	Jose Lucero	28-23
2018	Saguaro (13-1)	Jason Mohns	Salpointe Catholic (13-1)	Dennis Bene	42-16
2017	Saguaro (12-2)	Jason Mohns	Salpointe Catholic (12-2)	Dennis Bene	28-7
2016	Saguaro (14-0)	Jason Mohns	Catalina Foothills (11-3)	Jeff Scurran	42-14

3A

Year	Winning Team	Head Coach	Runner-up Team	Head Coach	Score
2020	Snowflake (10-1)	Kay Solomon	Yuma Catholic (10-1)	Rhett Stallworth	38-14
2019	American Leadership (QC) (13-1)	Rich Edwards	Benjamin Franklin (12-2)	Dave Jefferies	24-6
2018	Northwest Christian (13-1)	David Inness	Yuma Catholic (11-3)	Rhett Stallworth	40-37 (3OT)
2017	Casteel (14-0)	Spencer Stowers	Pusch Ridge (13-1)	Jerry Harris	35-28
2016	American Leadership (QC) (13-1)	Rich Edwards	Sabino (12-2)	Jay Campos	31-14

2A

Year	Winning Team	Head Coach	Runner-up Team	Head Coach	Score
2020	Santa Cruz Valley (9-1)	Rishard Davis	Benson (9-1)	Chris Determan	42-7
2019	Round Valley (11-2)	Marcus Bell	Phoenix Christian (12-2)	Brian Cole	34-28
2018	Thatcher (14-0)	Roman Morales	Round Valley (11-3)	Marcus Bell	35-12
2017	Thatcher (13-1)	Sean Hinton	Santa Cruz Valley (12-1)	Rishard Davis	28-27 (OT)
2016	Thatcher (12-2)	Sean Hinton	Round Valley (13-1)	Marcus Bell	33-28

1A (8-man)

Year	Winning Team	Head Coach	Runner-up Team	Head Coach	Score
2020	Mogollon (9-0)	Richard Samon	Williams (6-2)	Jeff Brownlee	38-30
2019	Williams (10-1)	Jeff Brownlee	Superior (9-2)	Ryan Palmer	35-20
2018	Superior (11-0)	Ryan Palmer	Hayden (8-4)	John Estrada	70-20
2017	Williams (9-2)	Jeff Brownlee	Superior (9-2)	Ryan Palmer	57-14
2016	Bagdad (11-0)	Dalton Mills	Williams (9-2)	Jeff Brownlee	60-6

Football Championship Teams

Division I

Year	Winning Team	Head Coach	Runner-up Team	Head Coach	Score
2015	Centennial (12-2)	Richard Taylor	Desert Ridge (11-3)	Jeremy Hathcock	28-6
2014	Chandler (13-1)	Shaun Aguano	Hamilton (12-2)	Steve Belles	28-7
2013	Mountain Pointe (14-0)	Norris Vaughan	Hamilton (11-2)	Steve Belles	42-19
2012	Hamilton (12-2)	Steve Belles	Mountain Pointe (12-2)	Norris Vaughan	31-16
2011	Desert Vista (13-1)	Dan Hinds	Hamilton (13-1)	Steve Belles	45-19

Division II

Year	Winning Team	Head Coach	Runner-up Team	Head Coach	Score
2015	Saguaro (12-2)	Jason Mohns	Marcos de Niza (12-3)	Sean Morin	38-20
2014	Centennial (12-2)	Richard Taylor	Liberty (12-2)	Danny Filleman	26-14
2013	Salpointe Catholic (14-0)	Dennis Bene	Chaparral (12-2)	David Huffine	46-20
2012	Ironwood Ridge (13-1)	Matt Johnson	Centennial (12-2)	Richard Taylor	27-3
2011	Chaparral (14-1)	Charlie Ragle	Cienega (13-1)	Nemer Hassey	37-14

Division III

Year	Winning Team	Head Coach	Runner-up Team	Head Coach	Score
2015	Desert Edge (12-2)	Rich Wellbrock	Paradise Valley (13-1)	Greg Davis	29-27
2014	Saguaro (14-0)	Jason Mohns	Williams Field (12-2)	Steve Campbell	45-21
2013	Saguaro (13-1)	Jason Mohns	Queen Creek (11-3)	Travis Schureman	47-25
2012	Queen Creek (14-0)	Joe Germaine	Desert Edge (13-1)	Rich Wellbrock	9-7
2011	Saguaro (12-2)	John Sanders	Cactus (11-2)	Larry Fetkenhier	31-23

Division IV

Year	Winning Team	Head Coach	Runner-up Team	Head Coach	Score
2015	Pusch Ridge (13-1)	Troy Cropp	Northwest Christian (11-3)	Dave Inness	14-7
2014	River Valley (13-1)	Paul Duchaineau/ Mark Ruckle	Snowflake (12-2)	Ron Tenney	28-21
2013	Blue Ridge (12-2)	Paul Moro	River Valley (12-2)	Terry Staggs	17-7
2012	Seton Catholic (13-1)	Rex Bowser	Blue Ridge (14-1)	Paul Moro	28-7
2011	Blue Ridge (14-0)	Paul Moro	Show Low (11-4)	Randy Ricedorff	35-14

Division V

Year	Winning Team	Head Coach	Runner-up Team	Head Coach	Score
2015	Joy Christian (13-0)	Brian Cole	Benson (13-1)	Chris Determan	27-7
2014	Yuma Catholic (14-0)	Rhett Stallworth	Tempe Prep (12-2)	Tommy Brittain	38-27
2013	Yuma Catholic (11-2)	Rhett Stallworth	Round Valley (12-2)	Marcus Bell	63-35
2012	Northwest Christian (13-1)	David Inness	Morenci (13-1)	Frank Ogas	21-7
2011	Yuma Catholic (13-1)	Rhett Stallworth	Northwest Christian (13-1)	David Inness	21-19

Division VI (8-man)

Year	Winning Team	Head Coach	Runner-up Team	Head Coach	Score
2015	Pima (12-0)	Jace Hancock	Valley Union (9-2)	Tony Luzania	59-32
2014	Mogollon (10-1)	Tim Slade	Bagdad (9-1)	Dalton Mills	14-8
2013	Bagdad (10-0)	Dalton Mills	Mogollon (10-2)	Tim Slade	44-20
2012	Joy Christian (11-0)	Brian Cole	Pima (10-1)	Jace Hancock	60-24
2011	Joseph City (10-0)	John Bryant	Joy Christian (10-1)	Brian Cole	38-6

Football Championship Teams

Class 5A

Division I

Year	Winning Team	Head Coach	Runner-up Team	Head Coach	Score
2010	Hamilton (15-0)	Steve Belles	Desert Ridge (10-4)	Jeremy Hathcock	21-13
2009	Hamilton (14-0)	Steve Belles	Mesa (9-5)	Kelley Moore	35-0
2008	Hamilton (13-1)	Steve Belles	Brophy Prep (11-4)	Scooter Molander	17-10
2007	Brophy Prep (12-2)	Scooter Molander	Desert Vista (9-5)	Dan Hinds	34-21
2006	Hamilton (13-1)	Steve Belles	Mountain View (Mesa) (12-2)	Tom Joseph	34-15
2005	Brophy Prep (13-1)	Scooter Molander	Hamilton (13-1)	John Wrenn	15-14

Division II

Year	Winning Team	Head Coach	Runner-up Team	Head Coach	Score
2010	Chaparral (14-0)	Charlie Ragle	Centennial (12-2)	Richard Taylor	32-17
2009	Chaparral (13-1)	Charlie Ragle	Marcos de Niza (12-2)	Roy Lopez	34-21
2008	Centennial (14-0)	Richard Taylor	Westview (12-2)	Jeff Bowen	20-7
2007	Centennial (13-1)	Richard Taylor	Westview (10-4)	Jeff Bowen	26-7
2006	Centennial (14-0)	Richard Taylor	Sunnyside (11-3)	Richard Sanchez	34-0
2005	North Canyon (14-0)	Brian Cole	Centennial (11-3)	Richard Taylor	27-16

Class 5A

Year	Winning Team	Head Coach	Runner-up Team	Head Coach	Score
2004	Hamilton (13-1)	John Wrenn	Mountain Ridge (9-5)	Steve Belles	31-7
2003	Hamilton (13-1)	John Wrenn	Mountain View (Mesa) (13-1)	Tom Joseph	35-28 (3OT)
2002	Mountain View (Mesa) (14-0)	Tom Joseph	Ironwood (10-4)	Chuck Esquivel	50-8
2001	Red Mountain (13-1)	Jimmy Jones	Hamilton (12-2)	John Wrenn	13-10
2000	Red Mountain (12-2)	Jimmy Jones	Westwood (10-4)	Roger Suchomel	20-10
1999	Mountain View (Mesa) (13-1)	Bernie Busken	Sabino (13-1)	Jeff Scurran	21-14
1998	Desert Vista (14-0)	Jim Rattay	Brophy Prep (10-4)	Tim Sanford	38-31
1997	Mountain View (Mesa) (14-0)	Bernie Busken	Amphitheater (13-1)	Vern Friedli	28-24
1996	Mountain View (Mesa) (14-0)	Bernie Busken	Brophy Prep (12-2)	Tim Sanford	17-3
1995	St. Mary's (14-0)	Pat Farrell	Horizon (8-6)	Doug Shaffer	33-7
1994	Horizon (11-3)	Doug Shaffer	St. Mary's (12-2)	Pat Farrell	16-14
1993	Mountain View (Mesa) (13-1)	Jesse Parker	South Mountain (12-2)	Cleveland Dansby	38-7
1992	Mesa (13-1)	Jim Rattay	Mountain View (Mesa) (9-5)	Jesse Parker	14-8
1991	St. Mary's (13-1)	Pat Farrell	Salpointe Catholic (10-3-1)	Pat Welchert	28-13
1990	Mesa (12-1-1)	Jim Rattay	Amphitheater (12-2)	Vern Friedli	21-7
1989	McClintock (13-2)	Karl Kiefer	Westwood (11-3)	Jerry Loper	42-14
1988	Westwood (13-1)	Jerry Loper	Mountain View (Mesa) (12-2)	Jesse Parker	28-7
1987	Dobson (12-2)	Mike Clark	Mountain View (Mesa) (11-3)	Jesse Parker	35-14
1986	Mountain View (Mesa) (12-2)	Jesse Parker	Moon Valley (13-1)	Earl Putman	31-7
1985	St. Mary's (14-0)	Pat Farrell	Apollo (8-6)	Rudy Pacheco	11-7
1984	St. Mary's (12-2)	Pat Farrell	Sahuaro (9-4)	Howard Breinig	31-14
1983	Mountain View (Mesa) (14-0)	Jesse Parker	McClintock (11-3)	Karl Kiefer	34-14
1982	Moon Valley (14-0)	Earl Putman	Trevor Browne (10-4)	Bill Mitton	20-7
1981	Trevor Browne (12-2)	Bill Mitton	Salpointe Catholic (11-3)	Ed Doherty	20-0
1980	McClintock (12-2)	Karl Kiefer	Trevor Browne (11-3)	Bill Mitton	34-7
1979	Amphitheater (13-0)	Vern Friedli	Mesa (8-6)	Ben Arredondo	27-0
1978	Mountain View (Mesa) (13-1)	Jesse Parker	Saguaro (10-4)	Bob Keller	41-23
1977	McClintock (14-0)	Karl Kiefer	Washington (12-1)	Dave Swerdfeger	14-9
1976	Coronado (13-0)	Ed Anderson	South Mountain (9-4)	Earl Clupper	17-12

Football Championship Teams

Class 5A cont'd

Year	Winning Team	Head Coach	Runner-up Team	Head Coach	Score
1975	Amphitheater (12-1)	Jerry Loper	Maryvale (12-1)	Bob Young	23-22
1974	Camelback (12-0-1)	Jesse Parker	St. Mary's (12-1)	Pat Lavin	22-20
1973	Palo Verde (13-0)	Van Howe	Camelback (11-2)	Jesse Parker	22-20
1972	Central (13-0)	Ray Laing	Brophy Prep (9-3)	Trevor Stinson	21-0
1971	Tucson (11-1)	Ollie Mayfield	Tempe (11-2)	Allen Benedict	20-14
1970	Tucson (12-0)	Ollie Mayfield	Sunnyslope (10-3)	Bill Buck	54-16
1969	Central (13-0)	Ray Laing	St. Mary's (11-1)	Ed Doherty	14-7
1968	St. Mary's (11-1)	Ed Doherty	Douglas (10-2-1)	Ike Sharp	27-14
1967	St. Mary's (13-0)	Ed Doherty	Pueblo (11-2)	Lou Farber	34-22
1966	Tucson (11-1)	John Mallamo	Westwood (10-2)	Edgar "Mutt" Ford	14-7
1965	Tucson (12-0)	John Mallamo	Yuma Union (9-3)	Frank Thomas	27-6
1964	Westwood (12-0)	Edgar "Mutt" Ford	Camelback (11-1)	Don Baker	10-7
1963	Mesa (11-0)	Royal Price	Rincon (8-2-1)	Bill Lovin	28-0
1962	Arcadia (10-1)	Bob Hendricks	Tucson (10-1)	John Mallamo	40-7
1961	Pueblo (8-4)	Lou Farber	St. Mary's (8-2-1)	Jack Stovall	16-14
1960	Mesa (10-1-1)	Edgar "Mutt" Ford	Yuma Union (8-2-1)	Marv Rosengarten	27-6
1959	(TIE) Yuma Union (8-1-2)	Marv Rosengarten	South Mountain (8-0-2)	Earl Clupper	7-7

The AIA did not conduct 5A Conference playoffs before 1959.

Football Championship Teams

Class 4A

Division I

Year	Winning Team	Head Coach	Runner-up Team	Head Coach	Score
2010	Saguaro (12-2)	John Sanders	Canyon del Oro (13-1)	Dusty Peace	41-34
2009	Canyon del Oro (14-0)	Dusty Peace	Sabino (11-3)	Jay Campos	40-0
2008	Saguaro (14-0)	John Sanders	Chaparral (12-2)	Charlie Ragle	38-0
2007	Saguaro (14-0)	John Sanders	Canyon del Oro (12-2)	Pat Nugent	23-21
2006	Saguaro (13-1)	Mike Reardon	Sabino (12-2)	Jay Campos	41-21
2005	Cactus (14-0)	Larry Fetkenhier	Sabino (10-4)	Jay Campos	30-7

Division II

Year	Winning Team	Head Coach	Runner-up Team	Head Coach	Score
2010	Thunderbird (10-4)	Brent Wittenwyler	Williams Field (13-1)	Steve Campbell	25-22 (OT)
2009	Cactus (13-1)	Larry Fetkenhier	Santa Rita (11-3)	Jeff Scurran	14-0
2008	Notre Dame Prep (14-0)	Scott Bemis	Santa Rita (12-2)	Jeff Scurran	30-26
2007	Notre Dame Prep (13-1)	Scott Bemis	Mingus Union (13-1)	Bob Young	49-32
2006	Cactus Shadows (15-0)	Chad DeGrenier	Higley (11-3)	Jim Beall	28-14
2005	Palo Verde (11-3)	Todd Mayfield	Mingus Union (11-3)	Bob Young	15-7

Class 4A

Year	Winning Team	Head Coach	Runner-up Team	Head Coach	Score
2004	Moon Valley (14-0)	Roger Britson	Cactus (12-2)	Larry Fetkenhier	45-34
2003	Sunnyside (12-2)	Richard Sanchez	Cactus (12-2)	Larry Fetkenhier	21-13
2002	Chaparral (13-1)	Ron Estabrook	Greenway (12-2)	Mike Brown	21-14
2001	Sunnyside (13-1)	Richard Sanchez	Greenway (11-3)	Mike Brown	28-6
2000	Chaparral (14-0)	Ron Estabrook	Sunnyside (13-1)	Richard Sanchez	28-14
1999	Chaparral (14-0)	Ron Estabrook	Sahuaro (11-3)	Nemer Hassey	27-10
1998	Sabino (12-1-1)	Jeff Scurran	Agua Fria (12-2)	Mickey Bell	27-9
1997	Mingus Union (13-0-1)	Bob Young	Sabino (13-1)	Jeff Scurran	23-14
1996	Tempe (14-0)	Tim McBurney	Ironwood (11-2-1)	Chuck Esquivel	20-17 (OT)
1995	Saguaro (13-1)	Tim Beck	Ironwood (12-2)	Mark Matheson	42-7
1994	(TIE) Peoria (12-1-1)	Doug Clapp	Sahuaro (11-1-1)	Howard Breinig	17-17
1993	Mountain View (Marana) (14-0)	Wayne Jones	Sahuaro (9-3-2)	Howard Breinig	63-32
1992	Sabino (14-0)	Jeff Scurran	Washington (12-2)	Steve Chisman	28-3
1991	Agua Fria (12-2)	Tom Wheatley	Sahuaro (13-1)	Howard Breinig	28-0
1990	Sabino (14-0)	Jeff Scurran	Peoria (13-1)	Doug Clapp	31-28
1989	(TIE) Agua Fria (11-2-1)	Tom Wheatley	Tempe (13-1-1)	Jim Murphy	10-10
1988	Agua Fria (11-3)	Tom Wheatley	Peoria (11-3)	Doug Clapp	13-7
1987	Peoria (12-2)	Doug Clapp	Cactus (12-1)	Larry Fetkenhier	28-6
1986	Peoria (9-5)	Doug Clapp	Agua Fria (11-3)	Tom Wheatley	29-23
1985	Gilbert (13-1)	Rick Dunn	Cactus (11-3)	Larry Fetkenhier	27-0
1984	Flagstaff (9-2-1)	Rick Smith	Peoria (8-4)	Mark Matheson	7-0
1983	Flagstaff (11-1)	Rick Smith	Flowing Wells (8-3-1)	Larry Gray	24-7
1982	Flagstaff (9-3)	Rick Smith	Flowing Wells (11-1)	Larry Gray	10-7
1981	Flagstaff (12-0-1)	Rick Smith	Gilbert (11-2)	Dan Dunn	15-12
1980	Corona del Sol (12-1)	Larry Hughes	Gerard (11-2)	John Carroll	23-14
1979	Gerard (9-3)	John Carroll	Gilbert (11-2)	Dan Dunn	13-0
1978	Gilbert (12-1)	Dan Dunn	Tolleson (11-2)	Thurman Simmons	14-0
1977	Canyon del Oro (9-1-1)	Bob Smith	Gilbert (9-3)	Dan Dunn	9-7

Football Championship Teams

Class 4A cont'd

Year	Winning Team	Head Coach	Runner-up Team	Head Coach	Score
1976	Canyon del Oro (11-0)	Bob Smith	Douglas (10-2)	Ken Sawin	24-15
1975	Flowing Wells (10-0)	Larry Hart	Snowflake (10-1)	Tot Workman	14-13
1974	Coconino (10-1)	Bill Epperson	Douglas (7-4)	Ken Sawin	21-14
1973	Coconino (8-2-1)	Bill Epperson	Flowing Wells (8-1-2)	Larry Hart	14-3
1972	Agua Fria (6-3-2)	Ron Horn	Flowing Wells (9-1-1)	Larry Hart	35-21
1971	Safford (11-0)	Dick Pottle	Flowing Wells (10-1)	Larry Hart	28-10
1970	Agua Fria (9-2)	Ron Horn	Safford (11-1)	Dick Pottle	48-26
1969	Safford (11-0)	Dick Pottle	Winslow (8-2)	Emil Nasser	26-24
1968	Coconino (6-4)	Bill Epperson	Flowing Wells (7-2-1)	Larry Hart	6-0

The AIA did not conduct 4A Conference playoffs before 1968.

Football Championship Teams

Class 3A

Year	Winning Team	Head Coach	Runner-up Team	Head Coach	Score
2010	Show Low (13-1)	Randy Rocedorff	Blue Ridge (12-1)	Paul Moro	20-17
2009	Blue Ridge (13-0)	Paul Moro	Show Low (10-4)	Randy Ricedorff	41-21
2008	Payson (14-0)	Josh Anderson	Blue Ridge (12-2)	Paul Moro	34-33 (2OT)
2007	Show Low (12-1)	Randy Ricedorff	Coolidge (10-3)	Carlo Hernandez	26-0
2006	Coolidge (12-1)	Carlo Hernandez	Wickenburg (13-1)	Norris Vaughan	28-21
2005	Coolidge (11-1)	Carlo Hernandez	Winslow (12-2)	Adam Larsen	34-19
2004	Blue Ridge (13-0)	Paul Moro	Coolidge (13-1)	Carlo Hernandez	25-24
2003	Show Low (13-0)	Jeremy Hathcock	Seton Catholic (11-3)	Pete Wahlheim	35-14
2002	Globe (12-1)	Roger Schenks	Coolidge (11-2)	Carlo Hernandez	34-19
2001	Blue Ridge (13-0)	Paul Moro	Coolidge (12-1)	Carlo Hernandez	58-8
2000	Blue Ridge (13-0)	Paul Moro	Parker (10-3)	David Partridge	67-19
1999	Show Low (12-1)	Bill Morgan	Blue Ridge (12-1)	Paul Moro	26-25
1998	Payson (13-0)	Jim Beall	Blue Ridge (11-1)	Paul Moro	29-20
1997	Blue Ridge (13-0)	Paul Moro	Arizona Boys Ranch (12-1)	Gary Galante	27-21
1996	Blue Ridge (13-0)	Paul Moro	Arizona Boys Ranch (10-3)	Richard Gray	22-20
1995	Blue Ridge (13-0)	Paul Moro	Arizona Boys Ranch (9-4)	Richard Gray	41-13
1994	Blue Ridge (13-0)	Paul Moro	Winslow (11-2)	Rich Hoyt	28-6
1993	Snowflake (11-2)	Neil Westover	Show Low (5-8)	Gary Mauldin	30-7
1992	Snowflake (10-3)	Jim Beall	Miami (10-3)	Bill Johnson	33-8
1991	Snowflake (11-1-1)	Jim Beall	Miami (12-1)	Bill Johnson	33-10
1990	Blue Ridge (9-4)	Paul Moro	Miami (7-6)	Bill Johnson	39-17
1989	Blue Ridge (13-0)	Paul Moro	Show Low (9-4)	Gary Mauldin	37-27
1988	Snowflake (11-2)	Ned Jolly	Parker (9-4)	Robin Hondrum	21-0
1987	Blue Ridge (11-3)	Paul Moro	Snowflake (11-2)	Ned Jolly	16-14
1986	Snowflake (12-1)	Richard Hoyt	Payson (9-4)	Terry Nodlinski	7-0
1985	(TIE) Round Valley (11-1-1)	Tot Workman	Snowflake (10-2-1)	Richard Hoyt	21-21
1984	Coolidge (11-1)	Larry Delbridge	Round Valley (11-1)	Tot Workman	28-20
1983	Coolidge (9-2)	Larry Delbridge	Mohave (7-5)	"Boone" Jackson	6-0
1982	Snowflake (12-0)	Gary Stoddard	Safford (9-2)	Dick Pottle	19-13
1981	San Manuel (11-2)	Damon Becker	Buckeye (9-4)	Tim Logsdon	14-7
1980	Santa Cruz (12-1)	Jim Ewan	Buckeye (8-5)	Tim Logsdon	33-12
1979	Santa Cruz (13-0)	Eddie Jones	Ray (10-2)	Tom Hurt	13-7
1978	Santa Cruz (12-1)	Jay Denton	Willcox (10-3)	Larry Wooldridge	40-36
1977	Coolidge (10-2)	Jim Bollhauve	Willcox (9-3)	Boone Jackson	28-0
1976	Morenci (11-1)	Cliff Martin	Page (4-7)	Dave Cripe	39-7
1975	Gilbert (10-2)	Dan Dunn	Page (9-2)	Jim Burton	17-0
1974	Gerard (10-1)	Jim Relph	Lake Havasu (8-3)	Dean Nielson	12-10
1973	Gilbert (11-0)	Dan Dunn	Morenci (10-3)	Vern Friedli	27-6
1972	Miami (11-1)	Harvey Keeney	Santa Cruz (11-1)	Jay Denton	22-21
1971	Parker (9-2)	John Mundell	Ajo (9-2-1)	Tom Dingman	41-19
1970	Parker (9-0-2)	John Mundell	Snowflake (6-3-1)	Monty Harris	16-13
1969	Santa Cruz (12-0)	Lonnie Foster	Ajo (9-2)	Tom Dingman	22-13
1968	Coolidge (12-0)	Alva Hawkins	Peoria (9-2)	Ray Mitokawa	27-20
1967	Coolidge (12-0)	Alva Hawkins	Snowflake (8-3)	Lee Rasmussen	7-6
1966	Santa Cruz (10-2)	Lonnie Foster	Agua Fria (9-2)	Glen Hamby	16-13
1965	Santa Cruz (12-0)	Lonnie Foster	Peoria (9-2)	Ray Mitokawa	27-7
1964	Winslow (10-0)	Emil Nasser	Flowing Wells (7-4)	Larry Hart	7-0
1960	Arcadia (12-0)	Bob Hendricks	Douglas (9-2)	Charles Willingham	21-13

There was a 3A Conference playoff in 1960, but not in 1961, 1962 or 1963.
The AIA did not conduct 3A Conference playoffs before 1960.

Football Championship Teams

Class 2A

Year	Winning Team	Head Coach	Runner-up Team	Head Coach	Score
2010	Northwest Christian (12-1)	Dave Inness	Yuma Catholic (12-2)	Rhett Stallworth	30-27
2009	Valley Christian (12-1)	Bill Morgan	Willcox (11-3)	Jim Hughes	41-32
2008	St. Johns (14-0)	Mike Morgan	Phoenix Christian (13-1)	Bob Denson	42-17
2007	St. Johns (11-3)	Mike Morgan	Arizona Lutheran (11-3)	Doug Meyer	21-20
2006	Thatcher (11-3)	Don Conrad	Valley Christian (9-4)	Bill Morgan	42-20
2005	Valley Christian (12-1)	Bill Morgan	Arizona Lutheran (12-2)	Doug Meyer	45-28
2004	Phoenix Christian (9-2)	Jim Rattay	Valley Christian (12-1)	Sean Loomer	10-3
2003	Phoenix Christian (13-0)	Jim Rattay	St. Johns (11-1-1)	Mike Morgan	24-7
2002	St. Johns (12-1)	Mike Morgan	NW Community Christian (11-2)	Derek Wahlstrom	28-7
2001	Thatcher (12-1)	Don Conrad	Phoenix Christian (11-3)	Keith Brown	35-26
2000	Thatcher (11-0)	Don Conrad	St. Johns (11-2)	Mike Morgan	14-13
1999	Phoenix Christian (12-1)	Keith Brown	Mogollon (10-3)	Ron Tenney	46-15
1998	Thatcher (12-0)	Jim Hughes	Queen Creek (10-3)	Duane Madsen	28-12
1997	Seton Catholic (10-2)	Joe Timpani	Superior (12-1)	Bryan Munoz	41-19
1996	Phoenix Christian (13-0)	Keith Brown	Valley Christian (11-2)	Bernie Benson	28-6
1995	Ray (13-0)	Jeff Cude	Thatcher (12-1)	Ed Shamey	28-6
1994	St. Johns (13-0)	Mike Morgan	Benson (12-1)	Pete Bearse	34-6
1993	St. Johns (13-0)	Mike Morgan	Superior (9-4)	Tom Joseph	41-6
1992	St. Johns (12-1)	Mike Morgan	Morenci (11-2)	Reynaldo Peru	20-8
1991	Florence (9-2-1)	Tom Shoemake	Ray (9-3)	Jeff Cude	10-6
1990	Santa Cruz (13-0)	Jay Denton	Superior (11-1)	Lee Peebles	33-7
1989	Florence (13-0)	Tom Shoemake	Thatcher (9-4)	Ed Shamey	18-0
1988	Thatcher (11-2)	Ed Shamey	Hayden (10-3)	Pete Guzman	20-6
1987	Florence (13-0)	Tom Shoemake	Phoenix Christian (9-3)	Walt Beamis	35-19
1986	Thatcher (11-1)	Jesse Hughes	Willcox (10-3)	Larry Wooldridge	13-10
1985	Phoenix Christian (10-2)	Walt Beamis	Florence (12-1)	Jim Wright	17-7
1984	Phoenix Christian (9-3)	Walt Beamis	Morenci (9-3)	Jack Edens	25-7
1983	Blue Ridge (11-0)	Tom Marshing	Florence (10-1)	Steve Moran	17-0
1982	Willcox (9-3)	Paul Hanley	Blue Ridge (9-2)	Tom Marsing	13-11
1981	Payson (12-0)	Terry Nodlinski	Blue Ridge (6-5)	Tom Marsing	17-7
1980	Round Valley (12-0)	Tot Workman	Blue Ridge (7-5)	Tom Marshing	20-3
1979	Round Valley (12-0)	Tot Workman	Wickenburg (8-4)	Ralph Moran	14-8
1978	St. Johns (10-2)	Mike Minick	Benson (9-2-1)	Mike Hayhurst	20-12
1977	Wickenburg (12-0)	Ralph Moran	Florence (8-3-1)	Rick Milot	10-7
1976	St. Johns (8-3)	John Neagle	Payson (9-2)	Terry Nodlinski	25-12
1975	Apache Junction (10-2)	Jack Davis	Blue Ridge (9-2)	Charles Esquibel	30-6
1974	Blue Ridge (10-1)	Joe Girardi	Mohave (8-3)	Fred Skoglund	14-12
1973	Mohave (9-2)	Fred Skoglund	Florence (9-5)	Tom Shoemake	12-0
1972	Hayden (10-1)	Bobby Lorona	Blue Ridge (11-1)	Joe Girardi	22-12
1971	Round Valley (11-1)	Diz Reeves	Gilbert (10-1)	Jim Wall	13-12
1970	Round Valley (12-0)	Diz Reeves	Williams (10-1)	Art Sharpe	38-8
1969	Florence (12-1)	Wayland Harris	Round Valley (9-2)	Diz Reeves	6-0
1968	Marana (11-0)	Don Hawkins	Round Valley (10-1)	Diz Reeves	21-6
1967	Marana (10-0-1)	Don Hawkins	Parker (8-3)	Thurman Simmons	40-0
1966	Round Valley (11-0)	Rance Smith	Antelope (9-2-1)	Jerry Loper	32-6
1965	Ray (11-0)	Wayne Smith	Clifton (6-4)	Cruz Salas	33-0
1964	Marana (11-0)	Duane Morrison	Willcox (8-3)	Lee Barnes	14-7

The AIA did not conduct 2A Conference playoffs before 1964.

Football Championship Teams

Class 1A

(8-man)

Year	Winning Team	Head Coach	Runner-up Team	Head Coach	Score
2010	Joseph City (11-1)	John Bryant	Mogollon (10-1)	Tim Slade	28-18
2009	Joseph City (11-0)	John Bryant	Mogollon (10-2)	Ron Tenney	34-14
2008	Mogollon (10-1)	Ron Tenney	Pima (10-1)	John Bryant	66-34
2007	Valley Union (10-0)	Tony Luzania	Pima (9-2)	John Bryant	28-12
2006	Mayer (12-0)	Troy Head	Mogollon (9-3)	Ron Tenney	28-20
2005	Pima (9-2)	John Bryant	Mayer (9-2)	Troy Head	40-34
2004	Pima (11-0)	John Bryant	Clifton (7-4)	Ray Alvarez	60-22
2003	Mogollon (10-1)	Ron Tenney	Pima (9-2)	John Bryant	42-32
2002	Joseph City (10-1)	Bryan Fields	Salome (7-4)	Bernon Benson	44-7
2001	St. David (10-0)	John Bryant	Joseph City (9-2)	Eldon Larsen	57-43
2000	St. David (10-0)	John Bryant	Bagdad (9-1)	Pat Ruiz	50-8
1999	Joseph City (10-1)	Eldon Larsen	Fredonia (6-3)	C.A. “Mont” Griffiths	42-0
1998	St. David (11-0)	John Bryant	Orme School (10-1)	Bob Miller	48-30
1997	St. David (11-0)	John Bryant	Mogollon (9-2)	Ron Tenney	58-26
1996	NW Community Christian (10-1)	Charlie Bell	Scottsdale Christian (7-3)	Aaron Messner	48-6
1995	Fredonia (11-2)	C.A. “Mont” Griffiths	Mogollon (9-1)	Rocky Nelson	38-32
1994	(TIE) Mogollon (10-0-1)	Tim Slade	Mayer (9-1-1)	Vince Cahill	20-20
1993	Williams (11-0)	Rick Shipley	Mayer (7-4)	Vince Cahill	68-40
1992	Arizona Lutheran (11-0)	Doug Lange	Patagonia (10-1)	Bill House	56-14
1991	(TIE) Patagonia (10-0-1)	Bill House	Fredonia (10-0-1)	C.A. “Mont” Griffiths	36-36
1990	Seligman (11-1)	Robert LaChat	Valley Union (10-2)	Tom Davis	56-0
1989	(TIE) Williams (8-2-1)	Rick Shipley	Scottsdale Christian (10-1-1)	Jack DeGrenier	22-22
1988	Patagonia (12-0)	Bill House	Scottsdale Christian (10-1)	Jack DeGrenier	38-26
1987	Patagonia (11-0)	Bill House	Valley Union (9-2)	Tom Davis	36-18
1986	Valley Union (9-2)	Gary Mauldin	Northwest Christian (9-2)	Dale Peterson	57-20
1985	Valley Union (11-0)	Gary Mauldin	Western Christian (10-1)	Brad Tarrant	26-20
1984	Pima (9-1)	Tom Davis	Mayer (9-2)	Ray Dowdy	38-0
1983	Scottsdale Christian (11-0)	Jim Dean	Pima (10-1)	Tom Davis	19-0
1982	Suffolk Hills (10-0)	Steve Sorce	Pima (9-2)	Brad Moon	23-14
1981	Maricopa (9-0)	Mark August	Suffolk Hills (10-1)	Steve Sorce	20-14
1980	Salome (11-0)	Richard Imhoff	Maricopa (7-3)	Tom Kunz	46-13
1979	St. David (10-1)	Jim Crawford	Salome (10-1)	Richard Imhoff	28-22
1978	Joseph City (11-0)	Charles Esquibel	Maricopa (10-1)	Al Cobb	24-7
1977	St. David (9-1)	Jim Crawford	Fredonia (9-1)	C.A. “Mont” Griffiths	22-6
1976	Tucson Deaf & Blind (7-2)	John Milford	Mayer (7-2)	Dan Reid	42-22
1975	Mayer (9-0)	Dan Reid	Valley Union (8-1)	L.W. Jackson	26-16
1974	Pima (9-0)	Dave Colborn	Seligman (6-4)	Terry Reeves	78-6
1973	Pima (8-0)	Roger Smith	Fredonia (8-1)	C.A. “Mont” Griffiths	36-21
1972	St. David (9-0)	Jim Crawford	Fredonia (6-2)	C.A. “Mont” Griffiths	36-22
1971	Fredonia (8-0)	C.A. “Mont” Griffiths	Pima (8-1)	Ed Hubbard	57-28
1970	Pima (10-0)	Ed Hubbard	Fredonia (6-2)	C.A. “Mont” Griffiths	44-0
1969	Pima (8-0)	Ed Hubbard	Fredonia (6-1)	C.A. “Mont” Griffiths	66-20
1968	Fredonia (7-0)	C.A. “Mont” Griffiths	Pima (6-1)	Ed Hubbard	32-21
1967	Fredonia (7-0)	C.A. “Mont” Griffiths	Valley Union (6-2)	John Grimes	71-7

Football Championship Teams

Class 1A cont'd

(6-man)

Year	Winning Team	Head Coach	Runner-up Team	Head Coach	Score
1966	McNary (8-0)	Pete Duca	St. David (7-1)	Jim Crawford	53-6
1965	McNary (8-0)	Pete Duca	Pima (7-2)	Max Peck	31-21
1964	McNary (7-0)	Pete Duca	Patagonia (6-2)	Reg LeFevre	27-13
1963	Camp Verde (7-1)	Jesse Batina	Patagonia (6-2)	Reg LeFevere	44-18
1962	Camp Verde (7-1)	Jesse Batina	Patagonia (6-2)	Reg LeFevere	32-31
1961	Pima (8-1)	Ed Hubbard	Grand Canyon (7-2)	Bob Clark	32-19
1960	St. David (8-0)	Jim Crawford	Tuba City (7-2-1)	Buster Madriaga	40-21
1959	Lakeside (8-0)	Bob Schneider	Patagonia (7-1)	Reg LeFevre	34-19

The AIA did not conduct 1A Conference playoffs before 1959.

CLEAR HEAD
PLAY FASTER
PLAYMAKER
STEP INTO YOUR PRIME
QUIET THE CHAOS
PLAY SMARTER
THE GST PRIME
With extra grip and strategic stitching, the GST Prime lets QB's play at the speed of the modern game.
WILSONFOOTBALL.COM
facebook.com/wilsonfootball
@wilsonfootball
@wilsonfootball
@dayoneFB

The 2A-6A AIA football record books converted to a top performance listing for each category. AZPreps365's records only go back to 2004. If there are any listings that need to be updated/added, please e-mail Seth Polansky and Jose Garcia with all supporting documentation.

spolansky@aiaonline.org jgarcia@azpreps365.com

TDs (game by conference)

8	Edward McClendon	Mesa vs. Dobson	2018	6A
8	Ty Grigsby	Rincon/University vs. Buena	2016	6A
7	Ethan Johnson	Westywood vs. Higley	2015	5A
7	Antrel Bates	Amphitheater vs. South Mountain	1997	5A
7	Coury Hankins	South Mountain vs. Central	1994	5A
7	Ted Bland	Tucson vs. Bisbee	1931	5A
10	D.J. Foster	Saguaro vs. Sunrise Mountain	2011	4A
8	Trent Thompson	Chinle vs. Red Mesa	1986	3A
9	Christian Velasquez	San Manuel vs. Tombstone	2017	2A

TDs (game top performers)

10	D.J. Foster	Saguaro vs. Sunrise Mountain	2011
9	Christian Velasquez	San Manuel vs. Tombstone	2017
8	Edward McClendon	Mesa vs. Dobson	2018
8	Ty Grigsby	Rincon/University vs. Buena	2016
8	Carlos Villa	Maricopa vs. San Pasqual Valley (CA)	2004
8	Jabari Felton-Smith	Orme School vs. Salome	2000
8	C.R. Davis	Moon Valley vs. Washington	2000
8	Santos Olague	Sabino vs. Desert View	1998
8	Trent Thompson	Chinle vs. Red Mesa	1986

TDs (season by conference)

39	T.J. Green	Chandler	2016	6A
41	Bobby Wade	Desert Vista	1998	5A
60	D.J. Foster	Saguaro	2011	4A
38	Brandon Long	Rivery Valley	2014	3A
38	Scooter Sprotte	Blue Ridge	1994	3A
44	Jabari-Felton Smith	Orme School	2000	2A

TDs (season top performers)

60	D.J. Foster	Saguaro	2011
51	Nathan Wize	Sabino	1997
46	Christian Kirk	Saguaro	2014
45	Ka'Deem Carey	Canyon del Oro	2009
44	Jabari-Felton Smith	Orme School	2000
43	Kevin Daniels	Glendale	2018

42	Bijan Robinson	Salpointe Catholic	2019	
42	Lucas Salcido	Flagstaff	2017	
42	Shad Bride	St. Johns	2008	
42	Shad Bride	St. Johns	2007	

TDs (career by conference)

56	Jacob Cisneros	Boulder Creek	2018-20	6A
76	Mike Mitchell	Brophy Prep	1990-92	5A
103	Christian Kirk	Saguaro	2011-14	4A
98	Brandon Long	River Valley	2011-14	3A
112	Casey Jahn	Northwest Christian	2008-11	2A

TDs (career top performers)

114	Bijan Robinson	Salpointe Catholic	2016-19
112	Kevin Daniels	Glendale	2016-19
112	Casey Jahn	Northwest Christian	2008-11
105	Shad Bride	St. Johns	2006-08
103	Christian Kirk	Saguaro	2011-14
98	Brandon Long	River Valley	2011-14
95	Danny Warden	Mohave Accelerated	2009-11
88	Jamal Miles	Peoria	2006-08
87	Ka'Deem Carey	Canyon del Oro	2007-10

Points (game by conference)

48	Edward McClendon	Mesa vs. Dobson	2018	6A
48	Ty Grigsby	Rincon/University vs. Buena	2016	6A
42	Ethan Johnson	Westywood vs. Higley	2015	5A
42	Antrel Bates	Amphitheater vs. South Mountain	1997	5A
42	Coury Hankins	South Mountain vs. Central	1994	5A
42	Ted Bland	Tucson vs. Bisbee	1931	5A
60	D.J. Foster	Saguaro vs. Sunrise Mountain	2011	4A
48	Richard Zuniga	Arizona Boys Ranch vs. Miami	1997	3A
48	Trent Thompson	Chinle vs. Red Mesa	1986	3A
54	Christian Velasquez	San Manuel vs. Tombstone	2017	2A
54	Carlos Villa	Maricopa vs. San Pasqual Valley (CA)	2004	2A

Points (game top performers)

60	D.J. Foster	Saguaro vs. Sunrise Mountain	2011
54	Christian Velasquez	San Manuel vs. Tombstone	2017
54	Carlos Villa	Maricopa vs. San Pasqual Valley (CA)	2004
50	C.R. Davis	Moon Valley vs. Washington	2000
48	Edward McClendon	Mesa vs. Dobson	2018
48	Ty Grigsby	Rincon/University vs. Buena	2016
48	Jabari Felton-Smith	Orme School vs. Salome	2000
48	Santos Olague	Sabino vs. Desert View	1998
48	Richard Zuniga	Arizona Boys Ranch vs. Miami	1997
48	Trent Thompson	Chinle vs. Red Mesa	1986

Points (season by conference)

234	TJ Green	Chandler	2016	6A
246	Bobby Wade	Desert Vista	1998	5A
362	D.J. Foster	Saguaro	2011	4A
258	Richard Zuniga	Arizona Boys Ranch	1997	3A
266	Jabari Felton-Smith	Orme School	2000	2A

Points (season top performers)

362	D.J. Foster	Saguaro	2011
306	Nathan Wize	Sabino	1997
276	Christian Kirk	Saguaro	2014
270	Ka'Deem Carey	Canyon del Oro	2009
266	Jabari Felton-Smith	Orme School	2000
266	Danny Groebner	Blue Ridge	2011
258	Rudy Verdugo	Willcox	2009
258	Richard Zuniga	Arizona Boys Ranch	1997
257	Cory Lizarraga	Blue Ridge	1997
256	Shad Bride	St. Johns	2008
256	Shad Bride	St. Johns	2007

Points (career by conference)

338	Jacob Cisneros	Boulder Creek	2018-20	6A
456	Mike Mitchell	Brophy Prep	1990-92	5A
626	Christian Kirk	Saguaro	2011-14	4A
600	Brandon Long	River Valley	2011-14	3A
672	Casey Jahn	Northwest Christian	2008-11	2A

Points (career top performers)

694	Kevin Daniels	Glendale	2016-19
686	Bijan Robinson	Salpointe Catholic	2016-19
672	Casey Jahn	Northwest Christian	2008-11
638	Danny Warden	Mohave Accelerated	2009-11
638	Shad Bride	St. Johns	2005-08
626	Christian Kirk	Saguaro	2011-14
600	Brandon Long	River Valley	2011-14
586	Caleb Young	Gilbert Christian	2013-16
536	D.J. Foster	Saguaro	2010-11
528	Jamal Miles	Peoria	2006-08

Rushing Yards (game by conference)

376	Mike Rogers	Cesar Chavez vs. Betty Fairfax	2016	6A
566	Ethan Johnson	Westwood vs. Higley	2015	5A
516	Sean Fitzsimmons	Empire vs. Catalina	2013	4A
469	Stanley Jackson	Chinle vs. Red Mesa	1976	3A
514	Christian Velasquez	San Manual vs. Tombstone	2017	2A

Rushing Yards (game top performers)

566	Ethan Johnson	Westwood vs. Higley	2015
516	Sean Fitzsimmons	Empire vs. Catalina	2013
514	Christian Velasquez	San Manual vs. Tombstone	2017
508	D.J. Foster	Saguaro vs. Sunrise Mountain	2011
469	Stanley Jackson	Chinle vs. Red Mesa	1976
468	Christian Wilridge	Valley Union vs. Bowie	1985
444	Malik Taylor	Phoenix Christian vs. Scottsdale Christian	2018
430	Bijan Robinson	Salpointe Catholic vs. Desert Edge	2019
426	Aaron Craig	Window Rock vs. Greyhills Academy	1993

Rushing Yards (season by conference)

2,267	TJ Green	Chandler	2016	6A
2,740	Mario Bates	Amphitheater	1990	5A
3,573	Marcus Thomas	Tollenson	2002	4A
2,961	Scooter Sprote	Blue Ridge	1994	3A
2,583	Casey Jahn	Northwest Christian	2010	2A

Rushing Yards (season top performers)

3,573	Marcus Thomas	Tollenson	2002
3,121	Nathan Wize	Sabino	1997
3,058	D.J. Foster	Saguaro	2011
2,961	Scooter Sprote	Blue Ridge	1994
2,829	Matt Guida	Queen Creek	2012
2,738	Ka'Deem Carey	Canyon del Oro	2009
2,758	Braedyn Bushman	Williams Field	2014
2,740	Mario Bates	Amphitheater	1990
2,661	Allan Woods	Cactus	2009

Rushing Yards (career by conference)

3,863	DeCarlos Brooks	Chandler	2016-18	6A
5,669	Mike Mitchell	Brophy Prep	1990-92	5A
7,036	Bijan Robinson	Salpointe Catholic	2016-19	4A
7,018	Christopher Weaver	Odyssey Institute	2016-19	3A
7,544	Casey Jahn	Northwest Christian	2008-11	2A

Rushing Yards (career top performers)

7,544	Casey Jahn	Northwest Christian	2008-11
7,036	Bijan Robinson	Salpointe Catholic	2016-19
7,018	Christopher Weaver	Odyssey Institute	2016-19
6,750	Brandon Long	River Valley	2011-14
5,878	Marcus Thomas	Tollenson	2000-02
5,814	Joe Logan	Estrella Foothills	2012-15
5,779	Alfred Erives	Arizona Lutheran	2009-12
5,711	Ernie Montez	Thatcher	1988-91
5,701	Ka'Deem Carey	Canyon del Oro	2007-10
5,684	Shad Bride	St. Johns	2005-08

Rushing TDs (game by conference)

7	Ty Grigsby	Rincon/University vs. Buena	2016	6A
7	Ethan Johnson	Westwood vs. Higley	2015	5A
7	Chris Cofield	Agua Fria vs. Washington	2015	5A
7	Taren Morrison	Desert Ridge vs. Mountain View (Mesa)	2013	5A
10	D.J. Foster	Saguaro vs. Sunrise Mountain	2011	4A
7	Dante Anderson	Amphitheater vs. Rio Rico	2014	3A
9	Christian Velasquez	San Manuel vs. Tombstone	2017	2A

Rushing TDs (game top performers)

10	D.J. Foster	Saguaro vs. Sunrise Mountain	2011
9	Christian Velasquez	San Manuel vs. Tombstone	2017
8	C.R. Davis	Moon Valley vs. Washington	2000
8	Trent Thompson	Chinle vs. Red Mesa	1986
7	Ty Grigsby	Rincon/University vs. Buena	2016
7	Ethan Johnson	Westwood vs. Higley	2015
7	Chris Cofield	Agua Fria vs. Washington	2015
7	Dante Anderson	Amphitheater vs. Rio Rico	2014
7	Taren Morrison	Desert Ridge vs. Mountain View (Mesa)	2013
7	Alfonso Avitia	Amphitheather vs. Marana	2010

Rushing TDs (season by conference)

35	TJ Green	Chandler	2016	6A
38	Taren Morrison	Desert Ridge	2013	5A
54	D.J. Foster	Saguaro	2011	4A
38	Seth Ellis	Coolidge	2011	3A
42	Shad Bride	St. Johns	2008	2A

Rushing TDs (season top performers)

54	D.J. Foster	Saguaro	2011
43	Ka'Deem Carey	Canyon Del Oro	2009
42	Shad Bride	St. Johns	2008
40	Shad Bride	St. Johns	2007
38	Bijan Robinson	Salpointe Catholic	2019
38	Kevin Daniels	Glendale	2018
38	Seth Ellis	Coolidge	2011
38	Taren Morrison	Desert Ridge	2013
38	Jamal Miles	Peoria	2007
37	Man-Man Freeman	Phoenix Christian	2019
37	Allan Woods	Cactus	2009

Rushing TDs (career by conference)

51	DeCarlos Brooks	Chandler	2016-18	6A
83	Jamal Miles	Peoria	2006-08	5A
103	Bijan Robinson	Salpointe Catholic	2016-19	4A
93	Brandon Long	River Valley	2011-14	3A
110	Casey Jahn	Northwest Christian	2008-11	2A

Rushing TDs (career top performers)

110	Casey Jahn	Northwest Christian	2008-11
103	Bijan Robinson	Salpointe Catholic	2016-19
102	Shad Bride	St. Johns	2005-08
93	Brandon Long	River Valley	2011-14
89	Kevin Daniels	Glendale	2016-19
83	Jamal Miles	Peoria	2006-08
82	Ka'Deem Carey	Canyon Del Oro	2007-10
78	Joe Logan	Estrella Foothills	2012-15
77	Christopher Weaver	Odyssey Institute	2016-19
76	D.J. Foster	Saguaro	2010-11

Completions (game by conference)

42	Ryan Helt	Corona del Sol vs. Highland	2017	6A
41	Will Plummer	Gilbert vs. Sunrise Mountain	2018	5A
42	Ryan Finley	Paradise Valley vs. Thunderbird	2012	4A
34	Estevan Puig	Westwind Prep vs. Bourgade Catholic	2005	3A
36	Nick Hershey	Gilbert Christian vs. Pima	2017	2A

Completions (game top performers)

42	Ryan Helt	Corona del Sol vs. Highland	2017
42	Ryan Finley	Paradise Valley vs. Thunderbird	2012
41	Will Plummer	Gilbert vs. Sunrise Mountain	2018
39	Spencer Rattler	Pinnacle vs. Chandler	2017
39	Daniel Bridge-Gadd	Paradise Valley vs. North Canyon	2013
39	Ryan Stanford	Horizon vs. Mountain Pointe	2008
39	Jon Comacho	Washington vs. Higley	2007
38	Mario Armendarez	Washington vs. Agua Fria	2015
38	Adam Abbatacola	Apache Junction vs. Higley	2014
37	Dane Christensen	Casteel vs. Saguaro	2020
37	Bryce Kinsler	Cactus Shadows vs. Prescott	2012

Completions (season by conference)

251	Kedon Slovis	Desert Mountain	2017	6A
294	Josh Cain	Desert Ridge	2007	5A
293	Gabe Losada	Saint Mary's	2014	4A
246	Hayden Eager	Round Valley	2006	3A
350	Jarrett Huma	Hopi	1988	2A

Completions (season top performers)

350	Jarrett Huma	Hopi	1988
294	Josh Cain	Desert Ridge	2007
293	Gabe Losada	Saint Mary's	2014
271	Anthony Hernandez	Desert Edge	2013
270	Ryan Finley	Paradise Valley	2012
268	Will Plummer	Gilbert	2019
257	Phillip Aholt	Cactus Shadows	2006
254	Ryan Kelly	Basha	2014

251	Will Plummer	Gilbert	2018	
251	Kedon Slovis	Desert Mountain	2017	
251	Daniel Bridge-Gadd	Paradise Valley	2015	

Completions (career by conference)

764	Spencer Rattler	Pinnacle	2015-18	6A
658	Daniel Bridge-Gadd	Paradise Valley	2012-15	5A
674	Gabe Losada	Saint Mary's	2011-14	4A
581	Gage Reese	Yuma Catholic	2016-19	3A
598	Jagan Cleary	Yuma Catholic	2012-14	2A

Completions (career top performers)

764	Spencer Rattler	Pinnacle	2015-18
692	Austin Nuessle	Desert Mountain	2013-16
676	Ryan Kelly	Basha	2014-16
674	Gabe Losada	Saint Mary's	2011-14
658	Daniel Bridge-Gadd	Paradise Valley	2012-15
631	Emmanuel Gant	Tempe	2011-14
622	Ryan Finley	Paradise Valley	2009-12
620	Ben Finley	Paradise Valley	2016-19
620	Bryce Kinsler	Cactus Shadows	2010-12
602	Jacob Conover	Chandler	2016-18

Most Pass Attempts (game by conference)

67	Spencer Rattler	Pinnacle vs. Chandler	2017	6A
70	Will Plummer	Gilbert vs. Sunrise Mountain	2018	5A
79	Jon Comacho	Washington vs. Higley	2007	4A
67	Estevan Puig	Westwind Prep vs. Bourgade Catholic	2005	3A
65	Nick Hershey	Gilbert Christian vs. Pima	2017	2A

Most Pass Attempts (game top performers)

79	Jon Comacho	Washington vs. Higley	2007
76	Brock Hall	Casa Grande vs. Higley	2016
76	Mario Armendarez	Washington vs. Agua Fria	2015
70	Will Plummer	Gilbert vs. Sunrise Mountain	2018
67	Spencer Rattler	Pinnacle vs. Chandler	2017
67	Estevan Puig	Westwind Prep vs. Bourgade Catholic	2005
66	Josh Cain	Desert Ridge vs. Centennial	2007
65	Ryan Helt	Corona del Sol vs. Highland	2017
65	Nick Hershey	Gilbert Christian vs. Pima	2017
63	Jack Johnson	Sedona Red Rock vs. River Valley	2009

Most Pass Attempts (season by conference)

392	Kedon Slovis	Desert Mountain	2017	6A
443	Will Plummer	Gilbert	2018	5A
477	Gabe Losada	Saint Mary's	2014	4A
444	Hayden Eager	Round Valley	2007	3A
495	Jarrett Huma	Hopi	1988	2A

Most Pass Attempts (season top performers)

495	Jarrett Huma	Hopi	1988
477	Gabe Losada	Saint Mary's	2014
469	Josh Cain	Desert Ridge	2007
462	Jon Bowman	Washington	2006
444	Hayden Eager	Round Valley	2007
443	Will Plummer	Gilbert	2018
438	Will Plummer	Gilbert	2019
430	Phillip Aholt	Cactus Shadows	2006
424	Ty Thompson	Mesquite	2019
424	Ryan Finley	Paradise Valley	2012

Most Pass Attempts (career by conference)

1228	Spencer Rattler	Pinnacle	2015-18	6A
1126	Ben Finley	Paradise Valley	2016-19	5A
1091	Gabe Losada	Saint Mary's	2011-14	4A
1031	Brock Hall	Casa Grande	2013-16	3A
921	Jagan Cleary	Yuma Catholic	2012-14	2A

Most Pass Attempts (career top performers)

1228	Spencer Rattler	Pinnacle	2015-18
1133	Austin Nuessle	Desert Mountain	2013-16
1126	Ben Finley	Paradise Valley	2016-19
1091	Gabe Losada	Saint Mary's	2011-14
1086	Bryce Kinsler	Cactus Shadows	2010-12
1064	Nazareth Greer	Marcos de Niza	2014-16
1058	Ryan Kelly	Basha	2014-16
1048	Ryan Finley	Paradise Valley	2009-12
1032	Emanuel Gant	Tempe	2011-14
1031	Brock Hall	Casa Grande	2013-16

Touchdown Passes (game by conference)

7	Miguel Valdovinos	La Joya vs. Kofa	2018	6A
7	Jacob Conover	Chandler vs. Red Mountain	2017	6A
7	Spencer Brasch	Higley vs. Paraclete (CA)	2017	5A
7	Dalton Sneed	Horizon vs. Mountain Ridge	2013	5A
10	Mario Armendarez	Washington vs. Agua Fria	2015	4A
9	Gage Reese	Yuma Catholic vs. San Manuel	2019	3A
9	Rathen Ricedorff	Show Low vs. Chinle	2009	3A
9	Ryan Powell	Miami vs. San Carlos	2019	2A

Touchdown Passes (game top performers)

10	Mario Armendarez	Washington vs. Agua Fria	2015
9	Ryan Powell	Miami vs. San Carlos	2019
9	Gage Reese	Yuma Catholic vs. San Manuel	2019
9	Mason Crossland	Higley vs. Apache Junction	2014
9	Gabe Losada	Saint Mary's vs. Camelback	2013
9	Luke Rubenezer	Saguaro vs. Desert Edge	2013

9	Rathen Ricedorff	Show Low vs. Chinle	2009	
8	Ty Thompson	Mesquite vs. Buckeye Union	2019	
8	Dallin Edwards	ALA-Queen Creek vs. Benjamin Franklin	2015	
8	Gabe Losada	Saint Mary's vs. Cary Harden	2013	
8	Anthony Hernandez	Desert Edge vs. Shadow Ridge	2013	

Touchdown Passes (season by conference)

57	Brock Purdy	Perry	2017	6A
52	Chase Cord	Sunrise Mountain	2015	5A
61	Luke Rubenezer	Saguaro	2013	4A
64	Gage Reese	Yuma Catholic	2018	3A
53	Jack Miller	Scottsdale Christian	2016	2A

Touchdown Passes (season top performers)

64	Gage Reese	Yuma Catholic	2018
61	Luke Rubenezer	Saguaro	2013
60	Anthony Hernandez	Desert Edge	2013
57	Brock Purdy	Perry	2017
55	Rathen Ricedorff	Show Low	2010
53	Jack Miller	Scottsdale Christian	2016
52	Chase Cord	Sunrise Mountain	2015
51	Jagan Cleary	Yuma Catholic	2014
51	Ryan Bresnahan	Seton Catholic	2011
49	Richard Stallworth	Yuma Catholic	2020
49	Brian Wriston	Moon Valley	2004

Touchdown Passes (career by conference)

116	Spencer Rattler	Pinnacle	2015-18	6A
112	Mason Crossland	Higley	2013-16	5A
137	Chase Cord	Sunrise Mountain	2013-16	4A
133	Gage Reese	Yuma Catholic	2016-19	3A
115	Jagan Cleary	Yuma Catholic	2012-14	2A

Touchdown Passes (career top performers)

137	Chase Cord	Sunrise Mountain	2013-16
133	Gage Reese	Yuma Catholic	2016-19
130	Luke Rubenezer	Saguaro	2011-13
116	Spencer Rattler	Pinnacle	2015-18
115	Jagan Cleary	Yuma Catholic	2012-14
115	Daniel Bridge-Gadd	Paradise Valley	2012-15
112	Mason Crossland	Higley	2013-16
112	Rathen Ricedorff	Show Low	2007-10
109	Cameron Haag	Arizona Lutheran	2012-15
107	Brock Purdy	Perry	2015-17

Passing Yards (game by conference)

580	Spencer Rattler	Pinnacle vs. Chandler	2017	6A
668	Will Plummer	Gilbert vs. Sunrise Mountain	2018	5A
756	Mario Armendarez	Washington vs. Agua Fria	2015	4A
609	Gage Reese	Yuma Catholic vs. ALA-Queen Creek	2018	3A
609	Nick Hershey	Gilbert Christian vs. Pima	2017	2A

Passing Yards (game top performers)

756	Mario Armendarez	Washington vs. Agua Fria	2015
668	Will Plummer	Gilbert vs. Sunrise Mountain	2018
641	Mason Crossland	Higley vs. Apache Junction	2014
639	Bryce Kinsler	Cactus Shadows vs. Prescott	2012
609	Gage Reese	Yuma Catholic vs. ALA-Queen Creek	2018
609	Nick Hershey	Gilbert Christian vs. Pima	2017
595	Kevin Pantastico	Desert Ridge vs. Red Mountain	2008
580	Spencer Rattler	Pinnacle vs. Chandler	2017
575	Trevor Messing	Thunderbird vs. St. Mary's	2018
565	Adam Abbatacola	Apache Junction vs. Higley	2014

Passing Yards (season by conference)

4,405	Brock Purdy	Perry	2017	6A
4,265	Daniel Bridge-Gadd	Paradise Valley	2015	5A
4,662	Anthony Hernandez	Desert Edge	2013	4A
4,661	Gage Reese	Yuma Catholic	2018	3A
3,653	Jack Miller	Scottsdale Christian	2016	2A

Passing Yards (season top performers)

4,662	Anthony Hernandez	Desert Edge	2013
4,661	Gage Reese	Yuma Catholic	2018
4,413	Rathen Ricedorff	Show Low	2010
4,405	Brock Purdy	Perry	2017
4,265	Daniel Bridge-Gadd	Paradise Valley	2015
4,201	Luke Rubenzer	Saguaro	2013
4,074	Ty Thompson	Mesquite	2019
4,016	Asryan Lara	Desert Edge	2019
3,973	Jon Bowman	Washington	2006
3,946	Spencer Rattler	Pinnacle	2017

Passing Yards (career by conference)

11,083	Spencer Rattler	Pinnacle	2015-18	6A
9,415	Daniel Bridge-Gadd	Paradise Valley	2012-15	5A
10,489	Emanuel Gant	Tempe	2011-14	4A
10,621	Gage Reese	Yuma Catholic	2016-19	3A
9,440	Jagan Cleary	Yuma Catholic	2012-14	2A

Passing Yards (career top performers)

11,083	Spencer Rattler	Pinnacle	2015-18
10,621	Gage Reese	Yuma Catholic	2016-19
10,489	Emanuel Gant	Tempe	2011-14
10,098	Jacob Conover	Chandler	2016-18
9,953	Nazareth Greer	Marcos de Niza	2014-16
9,891	Ty Thompson	Mesquite	2017-20
9,645	Luke Rubenzer	Saguaro	2010-13
9,493	Chase Cord	Sunrise Mountain	2013-16
9,440	Jagan Cleary	Yuma Catholic	2012-14
9,415	Daniel Bridge-Gadd	Paradise Valley	2012-15

Receptions (game by conference)

17	Vodrey Gates	Valley Vista vs. Perry	2016	6A
21	John Mistler	Sahuaro vs. Sabino	1975	5A
21	Kyle Watkins	Cactus Shadows vs. Higley	2006	4A
18	Randy Nikolaus	Show Low vs. Holbrook	1982	3A
21	Paul Hardiman	Valley Christian vs. Vallery Lutheran	2002	2A

Receptions (game top performers)

21	Kyle Watkins	Cactus Shadows vs. Higley	2006
21	Paul Hardiman	Valley Christian vs. Vallery Lutheran	2002
21	John Mistler	Sahuaro vs. Sabino	1975
19	Bryan Marshall	Hopi vs. Valley (Sanders)	1988
18	Jared Beamon	Paradise Valley vs. Notre Dame	2016
18	Mike Funk	Hopi vs. Bagdad	1988
18	Bryan Marshall	Hopi vs. Orme School	1988
18	Randy Nikolaus	Show Low vs. Holbrook	1982

Receptions (season by conference)

86	Terrell Brown	Basha	2016	6A
99	Coleman Owen	Higley	2018	5A
113	Elijah Marks	Desert Edge	2013	4A
89	Randy Nikolaus	Show Low	1982	3A
101	Clifton Jones	Florence	1995	2A

Receptions (season top performers)

113	Elijah Marks	Desert Edge	2013
112	John Leonard	Cactus Shadows	2010
101	Clifton Jones	Florence	1995
100	Calvin Dacus	Sahuaro	1999
99	Jihad Marks	Desert Edge	2019
99	Coleman Owen	Higley	2018
97	Zach Nelson	Casteel	2018
96	Kade Warner	Desert Mountan	2015
95	Tyler Hironaka	Gilbert	2019
91	AJ Blair	Cholla	2017

Receptions (career by conference)

206	Colby Dickie	Perry	2016-18	6A
241	Kade Warner	Desert Mountain	2014-16	5A
217	Trevor Russell	Casa Grande	2013-16	4A
187	Josh Weeks	Show Low	2008-11	3A
163	Clifton Jones	Florence	1994-96	2A

Receptions (career top performers)

241	Kade Warner	Desert Mountain	2014-16
217	Trevor Russell	Casa Grande	2013-16
207	Mark Andrews	Desert Mountain	2011-13
206	Colby Dickie	Perry	2016-18
203	Christian Kirk	Saguaro	2011-14
198	Gunner Romney	Chandler	2015-17
196	Zach Nelson	Casteel	2016-18
187	Josh Weeks	Show Low	2008-11
186	Brandt Goodwin	Casteel	2016-18

Receiving Yards (game by conference)

342	Ricky Pearsall	Corona del Sol vs. Gilbert	2017	6A
329	Josh Morrow	Mountain Ridge vs. Sandra Day O'Connor	2005	5A
324	Elijah Marks	Desert Edge vs. Agua Fria	2013	4A
288	Josh Weeks	Show Low vs. Winslow	2010	3A
368	Ben McKeighan	Scottsdale Prep vs. Paradise Honors	2014	2A

Receiving Yards (game top performers)

368	Ben McKeighan	Scottsdale Prep vs. Paradise Honors	2014
342	Ricky Pearsall	Corona del Sol vs. Gilbert	2017
340	Sean Bowman	Phoenix Christian vs. Valley Christian	1999
335	Rick Huisman	Phoenix Christian vs. Bourgade Catholic	1998
332	Terrell Brown	Basha vs. Desert Vista	2016
329	Josh Morrow	Mountain Ridge vs. Sandra Day O'Connor	2005
325	Clifton Jones	Florence vs. Superior	1995
324	Elijah Marks	Desert Edge vs. Agua Fria	2013
321	Mike Funk	Hopi vs. Bagdad	1988

Receiving Yards (season by conference)

1,554	Gunner Romney	Chandler	2017	6A
1,747	Jacob Brown	Paradise Valley	2015	5A
2,153	Elijah Marks	Desert Edge	2013	4A
2,101	John Henderson	Yuma Catholic	2018	3A
1,627	Gabe Escobedo	Miami	2019	2A

Receiving Yards (season top performers)

2,153	Elijah Marks	Desert Edge	2013
2,101	John Henderson	Yuma Catholic	2018
1,760	Damian Segovia	Greenway	1995
1,747	Jacob Brown	Paradise Valley	2015
1,733	Byron Murphy	Saguaro	2015
1,728	Victor Gamiz	Washington	2006
1,716	Jihad Marks	Desert Edge	2019
1,662	Jimmy Connor	Greenway	1998
1,627	Gabe Escobedo	Miami	2019
1,601	Clifton Jones	Florence	1995

Receiving Yards (career by conference)

3,471	Colbie Dickie	Perry	2016-18	6A
3,674	Mark Andrews	Desert Mountain	2011-13	5A
3,943	Christian Kirk	Saguaro	2011-14	4A
3,851	Josh Weeks	Show Low	2008-11	3A
2,868	Jacob Kaites	Scottsdale Christian	2015-17	2A

Receiving Yards (career top performers)

3,943	Christian Kirk	Saguaro	2011-14
3,851	Josh Weeks	Show Low	2008-11
3,674	Mark Andrews	Desert Mountain	2011-13
3,665	John Henderson	Yuma Catholic	2016-18
3,629	Gunner Romney	Chandler	2015-17
3,537	Cameron Denson	Salpointe Catholic	2010-13
3,492	Elijah Marks	Desert Edge	2012-13
3,471	Colbie Dickie	Perry	2016-18
3,468	Trevor Russell	Casa Grande	2013-16

Touchdown Catches (game by conference)

7	Edward McClendon	Mesa vs. Dobson	2018	6A
6	Garrett Billings	Ironwood Ridge vs. Flowing Wells	2016	5A
6	Josh Morrow	Mountain Ridge vs. Sandra Day O'Connor	2005	5A
5	Elijah Marks	Desert Edge vs. Shadow Ridge	2013	4A
5	J.T. Nettleton	Saguaro vs. Desert Edge	2013	4A
5	Kyle Watkins	Cactus Shadows vs. Washington	2006	4A
5	Adam Englebert	Seton Catholic vs. Bourgade	2011	3A
5	Bujon Boyd	ALA-Queen Creek vs. Benjamin Franklin	2015	2A
5	Austin Torress	Tanque Verde vs. San Manuel	2015	2A
5	Ben McKeighan	Scottsdale Prep vs. Paradise Honors	2014	2A

Touchdown Catches (game top performers)

7	Edward McClendon	Mesa vs. Dobson	2018
6	Garrett Billings	Ironwood Ridge vs. Flowing Wells	2016
6	Josh Morrow	Mountain Ridge vs. Sandra Day O'Connor	2005
5	many times		

Touchdown Catches (season by conference)

20	Hendrix Johnson	Boulder Creek	2018	6A
24	Angel Ruiz	Sunrise Mountain	2017	5A
26	Elijah Marks	Desert Edge	2013	4A
29	John Henderson	Yuma Catholic	2018	3A
26	Spencer Schuller	Bisbee	2015	2A

Touchdown Catches (season top performers)

29	John Henderson	Yuma Catholic	2018
26	Spencer Schuller	Bisbee	2015
26	Elijah Marks	Desert Edge	2013
26	Matt Bushman	Sabino	2013
24	Dujuan Lawrence	Joy Christian	2015
24	Adam Engelbert	Seton Catholic	2011
24	Brandon Hirneise	Notre Dame Prep	2007
24	Kyle Watkins	Cactus Shadows	2006
24	Angel Ruiz	Sunrise Mountain	2017

Touchdown Catches (career by conference)

38	Colbie Dickie	Perry	2016-18	6A
50	Jalen Brown	Mountain Pointe	2011-13	5A
52	Christian Kirk	Saguaro	2011-14	4A
46	Josh Weeks	Show Low	2008-10	3A
49	Gabe Galvan	Arizona Lutheran	2012-15	2A

Touchdown Catches (career top performers)

52	Christian Kirk	Saguaro	2011-14
50	Jalen Brown	Mountain Pointe	2011-13
49	Gabe Galvan	Arizona Lutheran	2012-15
48	Mark Andrews	Desert Mountain	2011-13
47	Spencer Schuller	Bisbee	2012-15
46	Josh Weeks	Show Low	2008-11
45	Trevor Russell	Casa Grande	2013-16
44	Elijah Marks	Desert Edge	2012-13
42	John Henderson	Yuma Catholic	2015-18
42	Matt Bushman	Sabino	2011-13
42	Cameron Denson	Salpointe Catholic	2010-13
42	Bristol Olomua	Ganado/Red Mountain	1996-98

Extra Points (game by conference)

11	Jacob Veach	Pinnacle vs. Desert Mountain	2017	6A
15	Danny White	Westwood vs. Kofa	1969	5A
12	Griffin Roehler	Agua Fria vs. Washington	2015	4A
12	Derek Auclair	Casteel vs. ASU Prep	2017	3A
12	Alex Shores	Page vs. Monument Valley	1974	3A
11	Joey Mariscal	Florence vs. Seton Catholic	1987	2A

Extra Points (game top performers)

15	Danny White	Westwood vs. Kofa	1969
12	Derek Auclair	Casteel vs. ASU Prep	2017
12	Griffin Roehler	Agua Fria vs. Washington	2015
12	Alex Shores	Page vs. Monument Valley	1974
11	Parker Lewis	Saguaro vs. Desert Mountain	2018
11	Jacob Veach	Pinnacle vs. Desert Mountain	2017
11	Jonathan Sangillo	Desert Edge vs. Agua Fria	2015
11	Dylan Audlsey	Chaparral vs. McClintock	2011
11	Matt Boatman	Chaparral vs. Agua Fria	2005
11	Joey Mariscal	Florence vs. Seton Catholic	1987
11	Ed Brooks	Phoenix Union vs. Prescott	1914

Extra Points (season by conference)

88	Crew Peterman	Chandler	2019	6A
84	Joe Navarro	Centennial	2012	5A
100	Peter Douds	Saguaro	2011	4A
94	Derek Auclair	Casteel	2017	3A
95	Austin Booker	Joy Christian	2015	2A

Extra Points (season top performers)

100	Peter Douds	Saguaro	2011
95	Austin Booker	Joy Christian	2015
95	Matthew Rosedale	Saguaro	2014
94	Derek Auclair	Casteel	2017
88	Crew Peterman	Chandler	2019
86	Parker Lewis	Saguaro	2018
84	Matthew Rosedale	Saguaro	2016
84	Joe Navarro	Centennial	2012
83	Matt Boatman	Chaparral	2003
83	Greg Shorts	Centennial	2006

Extra Points (career by conference)

181	Ben Abercrombie	Mountain Pointe	2015-18	6A
189	Derek Auclair	Casteel	2016-18	3A/5A
274	Matthew Rosedale	Saguaro	2013-16	4A
184	Talen Rider	ALA-Queen Creek	2016-18	3A
191	Osvaldo Rodriguez	Yuma Catholic	2012-14	2A

Extra Points (career top performers)

274	Matthew Rosedale	Saguaro	2013-16
232	Peter Douds	Saguaro	2009-11
223	Jason Cross	Phoenix Christian	2017-19
208	Matt Boatman	Chaparral	2002-05
191	Osvaldo Rodriguez	Yuma Catholic	2012-14
189	Derek Auclair	Casteel	2016-18
184	Talen Rider	ALA-Queen Creek	2016-18
181	Ben Abercrombie	Mountain Pointe	2015-18
181	Joe Navarro	Centennial	2012-14
170	Derek Gregson	Williams Field	2010-12

Longest Field Goal

63	Jeff Locke	Mountain Ridge vs. Sunnyside	2007	5A
62	Kyle Pooler	Cactus vs. Coconino	1989	4A
61	Ryan Hawkins	Sunrise Mountain vs. Peoria	2011	4A
60	Julian Botello	Deer Valley vs. Verrado	2016	4A
60	Ramey Peru	Dobson vs. Mesa	1998	5A
59	Ryan Hawkins	Sunrise Mountain vs. Cactus	2011	4A
59	Alex Zandejas	Ironwood vs. South Mountain	2006	5A Div. II
59	Ezra Ricks	Cactus vs. Mingus Union	2005	5A Div. I
58	Brayden Narveson	Desert Mountain vs. Mesa	2017	5A
58	Brandon Ruiz	Williams Field vs. Marana	2016	5A
58	Austin Casillas	Highland vs. Skyline	2011	Div. I
58	Jim Sanson	St. Mary's vs. Westwood	1994	5A

Field Goals (game by conference)

4	Konner Olson	Higley vs. Williams Field	2020	6A
4	Mark Vargas	Tucson vs. Mountain View (Marana)	2018	6A
4	Carlos Cruz	North vs. Maryvale	2017	6A
4	Brandon Johnson	Mountain Pointe vs. Desert Ridge	2015	6A
4	Austin Bull	Perry vs. Mountain Ridge	2014	6A
5	Brandon Ruiz	Williams Field vs. Campo Verde	2016	5A
5	Steven Chiappetti	Saguaro vs. McClintock	2007	4A
4	Cody McBride	Blue Ridge vs. Alchesay	2013	3A
4	Logan Pollei	Wickenburg vs. San Tan Foothills	2010	3A
7	Kris Pulsifer	St. Johns vs. Red Mesa	1999	2A

Field Goals (game top performers)

7	Kris Pulsifer	St. Johns vs. Red Mesa	1999
5	Brandon Ruiz	Williams Field vs. Campo Verde	2016
5	Steven Chiappetti	Saguaro vs. McClintock	2007
5	Nick Longanecker	Valley Christian vs. Westwind Prep	2006
5	Jeremy Kelly	Mountain View (Mesa) vs. Marcos de Niza	1996
4	many times		

Field Goals (season by conference)

15	Justin Barber	Basha	2011	6A
19	Mike Cortright	Saint Mary's	1985	5A
19	Bubba Bradley	Cactus	2003	4A
19	Cory Lizarraga	Blue Ridge	1997	3A
	Kris Pulsifer	St. Johns		2A

Field Goals (season top performers)

19	Bubba Bradley	Cactus	2003
19	Cory Lizarraga	Blue Ridge	1997
19	Mike Cortright	Saint Mary's	1985
17	Brandon Ruiz	Williams Field	2016
16	Ben Pigg	Bradshaw Mountain	2007

16	Kyle Pooler	Cactus	1989	
15	Justin Barber	Basha	2011	
15	Ryan Hawkins	Sunrise Mountain	2010	
15	Danny Berzins	Desert Ridge	2010	
15	Ezra Ricks	Cactus	2005	
15	Kyle Day	Sahuarita	2004	
15	Jeremy Kelly	Mountain View (Mesa)	1996	
15	Jeremy Kelly	Mountain View (Mesa)	1995	

Field Goals (career by conference)

22	Austin McNamara	Highland	2016-18	6A
36	Mike Cortright	Saint Mary's	1983-85	5A
30	Ryan Hawkins	Sunrise Mountain	2009-11	4A
30	Talen Rider	ALA-Queen Creek	2016-18	3A
24	Kris Pulsifer	St. Johns	1999-00	2A

Field Goals (career top performers)

36	Mike Cortright	Saint Mary's	1983-85	
31	Brandon Ruiz	Williams Field	2014-16	
30	Talen Rider	ALA-Queen Creek	2016-18	
30	Ryan Hawkins	Sunrise Mountain	2009-11	
30	Jeremy Kelly	Mountain View (Mesa)	1995-96	
29	Jeff Black	Sahuaro	1986-88	
25	Bryce Peters	Prescott	2015-18	
24	Kris Pulsifer	St. Johns	1999-00	
24	Kyler Pooler	Cactus	1987-89	

Interceptions (game by conference)

4	Seth Doumbia	Basha vs. Liberty	2015	6A
5	Joseph La Mar	South Mountain vs. Carl Hayden	2008	5A
5	Aaron Smith	Sabino vs. Desert View	1996	4A
7	Gabe Lumas	Kingman vs. Flagstaff	2011	3A
5	Graham Nielson	St. Johns vs. AZ Lutheran	2019	2A

Interceptions (game top performers)

7	Gabe Lumas	Kingman vs. Flagstaff	2011	
5	Graham Nielson	St. Johns vs. AZ Lutheran	2019	
5	Joseph La Mar	South Mountain vs. Carl Hayden	2008	
5	Aaron Smith	Sabino vs. Desert View	1996	
5	Mike Koza	Santa Rita vs. Nogales	1974	
5	Dick Gwinn	Judson vs. Bourgade Catholic	1964	
5	Conrad Flippen	Phoenix Union vs. Albuquerque (NM)	1930	

Interceptions (season by conference)

10	Elijah Pharrams	Mesa	2016	6A
10	Isaiah Pola-mao	Mountain Pointe	2016	6A
18	Rudy Quihuis	Pueblo	1967	5A
16	Max Tabach	Saguaro	2006	4A
15	Mike Vere	Bourgade Catholic	1972	3A
16	Brandon Tomerlin	Superior	1996	2A

Interceptions (season top performers)

18	Rudy Quihuis	Pueblo	1967
16	Max Tabach	Saguaro	2006
16	Brandon Tomerlin	Superior	1996
15	Mike Vere	Bourgade Catholic	1972
14	Cory Lizarraga	Blue Ridge	1997
14	Aaron Smith	Sabino	1996
14	Mickey Bell	Cactus	1979
14	Andy Zwingle	Peoria	1979

Interceptions (career by conference)

13	Jose Escalera	Central	2015-17	6A
25	Rudy Quihuis	Pueblo	1966-67	5A
27	Angel Corona	Flowing Wells	1983-85	4A
26	Phillip Echeverria	Buckeye	1985-87	3A
32	Brandon Tomerlin	Superior	1995-98	2A

Interceptions (career top performers)

32	Brandon Tomerlin	Superior	1995-98
30	Harold Smith	Florence	1972-74
29	Billy Burris	Florence	1987-89
27	Angel Corona	Flowing Wells	1983-85
26	Phillip Echeverria	Buckeye	1985-87
25	Rudy Quihuis	Pueblo	1966-67
25	Chad Ence	St. Johns	1989-90
25	David Moran	Bradshaw Mountain	1995-95

Coaching Victories

342-94-4	Mike Morgan	St. Johns
336-71-0	Paul Moro	Blue Ridge/Poston Butte/Marcos de Niza
332-120-3	Jim Rattay	Cesar Chavez (200-91-1 in Arizona)
331-159-6	Vern Friedli	Amphitheater
331-100-3	Larry Fetkenhier	Cactus (315-96-3 in Arizona)
313-124-6	Richard Taylor	Centennial (267-86-3 in Arizona)
309-139-4	Jesse Parker	Gilbert
308-138-3	Karl Kiefer	McClintock/Mountain Pointe

Highest Scores

113-0	Scottsdale def. Salt River	1940
102-0	Page def. Monument Valley	1974
100-6	Westwood def. Kofa	1969
95-75	Higley def. Apache Junction	2014

ORDER CANE'S FOR GAME DAY!

ORDER ONLINE OR WITH OUR APP AND PICK UP AFTER THE GAME.

Raising Cane's CHICKEN FINGERS

Find a location at RaisingCanes.com

Download our App or order online

ORDER.RAISINGCANES.COM

Download on the App Store

GET IT ON Google Play

TACO BELL™

STUDENT SECTION