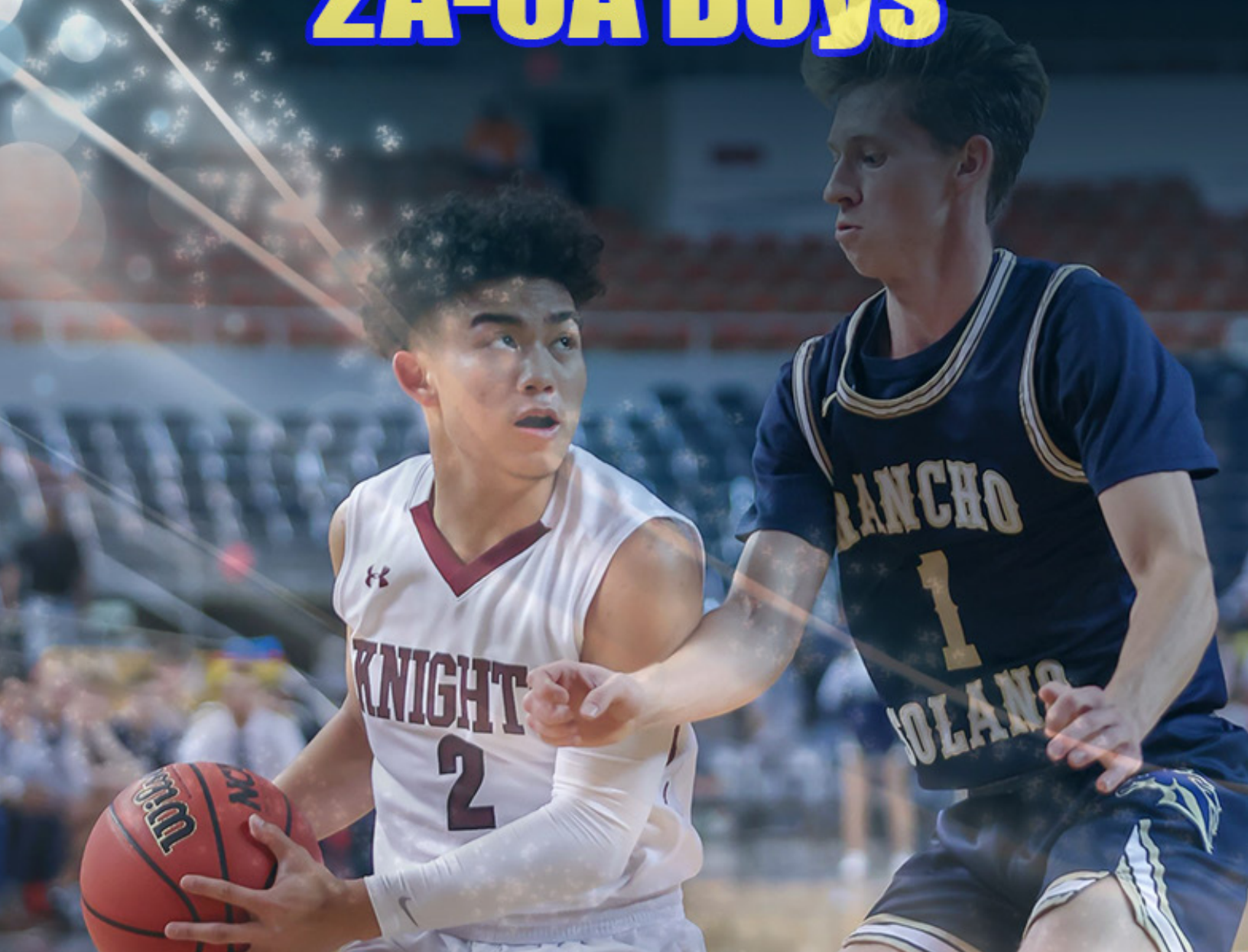




2A-6A Boys



2020-21 AIA BOYS BASKETBALL 2A-6A STATE CHAMPIONSHIPS

PRESENTED BY LERNER AND ROWE

Wednesday, March 10 • First Round (2A-4A) (High Seed)

Thursday, March 11 • First Round (5A-6A) (High Seed)

Saturday, March 13 • Quarterfinals (High Seed)

Thursday, March 18 • Semifinals (3A-6A) (High Seed)

Friday, March 19 • Semifinals (2A) (Rancho Solano/Scottsdale Christian)

Saturday, March 20 • Championship (2A/4A) (St. John Paul II - Avondale)

Saturday, March 20 • Championship (3A) (Eastmark - Mesa)

Saturday, March 20 • Championship (5A-6A) (Mesquite - Gilbert)



The AIA would like to thank the following individuals for their help with the AIA Boys Basketball State Championship presented by Lerner & Rowe.

The principals, athletic directors, athletic staff and district administrators for Rancho Solano Prep, Scottsdale Christian Academy, St. John Paul II Catholic High School, Eastmark High School and Mesquite High School.

Basketball administrator: Dan Nero

Program design and content: Seth Polansky, Jose Garcia, Andy Morales, Les Willsey, George Werner, Jason Urasky

Front cover photo: Chris Stanley/MaxPreps

Inside cover photo: Mark Jones/MaxPreps

AIA

ARIZONA
INTERSCHOLASTIC
ASSOCIATION

Welcome to the State Championships



On behalf of the Arizona Interscholastic Association, I would like to welcome all the participants, coaches, family and friends to our state championships. It is our pleasure to create an event that fans will enjoy and think about for years to come.

The AIA recognizes the hard work strength it took to get here, as well as the sacrifices made along the way. The membership continues to grow, opening more avenues for participation. And for that, we say thank you. The student-athletes, administrators, coaches and families have all earned our gratitude. You are what drives us.

While attending this championship, we hope that it is an enjoyable experience for all. The lessons learned regarding sportsmanship and fair play are elevated here. Athletics are an extension of the classroom, which is why we accentuate the “student” in student-athlete.

With the challenges we face this year it is even more important to adhere to guidelines and respect rules that are in place for the safety and well-being of our participants. With your help we can show all those involved with the championships that we can overcome external difficulties by coming together as an AIA community. These championships are only possible because of you.

State championships are just a springboard to the success these student-athletes will achieve when the competition is over. In the process of deriving enjoyment from participation in athletics, our student-athletes are learning lifelong skills that will help them develop into healthy adults and productive citizens.

National research continues to validate that students involved in extracurricular activities attend more days of school, perform better in the classroom and have less behavioral issues. This also includes lower dropout, alcohol and drug abuse rates as compared to those who do not participate. The benefits of participation are extensive.

Since the AIA’s inception in 1913, the association vigorously defends and promotes the positive developments of athletics, creates a culture that fosters self-governance and ethical behavior, and teaches, enforces, advocates and models the principles of the Arizona Accord and “Pursuing Victory With Honor.” Today, over 130,000 student-athletes statewide benefit from the leadership of our Board, administrators and hard-working coaches on an annual basis as we are “building character now ... for the future.”

As you enjoy all the championship contests, please show respect to those around you. Displays of good sportsmanship will place you in high regard along with your school and your community, and remind us all that, sports are meant to be fun and enjoyed by not only those participating, but those in attendance.

The AIA hopes this championship, as well as any others you may attend, achieves the level of excellence our student-athletes deserve. Remember that these are “our students, our teams ... our future.”

DAVID HINES
AIA Executive Director

AIA

ARIZONA
INTERSCHOLASTIC
ASSOCIATION

2020-21 Executive Board



**EXECUTIVE DIRECTOR
DAVID HINES**

Arizona Interscholastic
Association



**PRESIDENT
TONI CORONA**

Athletic Director
Safford HS
3A Conference



**VICE PRESIDENT
WILLIAM DUARTE**

Athletic Director
Superior Jr./Sr. HS
1A Conference



**MEMBER
RICKY GREER**

Athletic Director
Hopi HS
2A Conference



**MEMBER
JEANNINE BRANDEL**

Athletic Director
Flagstaff HS
4A Conference



**MEMBER
JIM DEAN**

District Administrator
Dysart Unified School Dist.
5A Conference



**MEMBER
ZACH MUNOZ, Ed.D.**

District Administrator
Phoenix Union HS Dist.
6A Conference



**MEMBER
RENEE REGIOLI**

Athletic Director
Queen Creek HS
AIAAA



**MEMBER
JIM LOVE**

Governing Board Member
Flowing Wells Unified School Dist.
AZ School Boards Assoc.



**MEMBER
CAMILLE CASTEEL, Ed.D.**

Superintendent
Chandler Unified School Dist.
Arizona School Administrators



**MEMBER
TIM CARTER**

Superintendent
Yavapai County Schools
Cognia



**Your PRE-GAME & POST-GAME
DESTINATION!**

**Find Your Barro's Location
at barrospizza.com**



@BARROSPIZZA

BARROSPIZZA.COM

DINE-IN • TAKE-OUT • ONLINE • DELIVERY

2021 AIA Boys Basketball 6A State Championship



Round 1
March 11

Quarterfinals
March 13

Semifinals
March 18

Final
March 20

G1: 3/11, 7pm Sunnyslope HS

#16 Corona del Sol
#1 Sunnyslope

G9: 3/13, 7pm @ High Seed

G2: 3/11, 7pm Highland HS

#9 Basha
#8 Highland

G13: 3/18, 7pm @ High Seed

G3: 3/11, 7pm Liberty HS

#12 Desert Vista
#5 Liberty

G10: 3/13, 7pm @ High Seed

G4: 3/11, 7pm Brophy College Prepar...

#13 Chandler
#4 Brophy Prep

G15: 3/20, 7:30pm Mesquite HS

The bottom team in the matchup is the home team.

Dates, times and locations subject to change.

G5: 3/11, 7pm Perry HS

#14 Pinnacle
#3 Perry

G11: 3/13, 7pm @ High Seed

G6: 3/11, 7pm Mountain Pointe HS

#11 Valley Vista
#6 Mountain Pointe

G14: 3/18, 7pm @ High Seed

G7: 3/11, 7pm Hamilton HS

#10 Desert Ridge
#7 Hamilton

G12: 3/13, 7pm @ High Seed

G8: 3/11, 7pm Mesa HS

#15 Mountain View, Mesa
#2 Mesa

6A BOYS BASKETBALL TITLE FAVORITE – NO ONE BEST ADVICE IS WATCH AND ENJOY

by Les Willsey, AZPreps365

Identifying a favorite for the 2021 6A boys basketball title is an effort in futility.

Watching this season unfold there is no clear evidence to support a clear favorite. Sunnyslope? Perry? Mountain Pointe? Brophy? Liberty? Mesa? Highland?

Here's a glance at the teams, some factoids and how they've performed the final two weeks:

#16 Corona del Sol (6-12) at #1 Sunnyslope (17-1):

Corona played one of the tougher schedules and four of its five opponents in the Central Region made the playoffs. Last seven games: 3-4. Beat #8 Highland. Sunnyslope has maintained #1 ranking most of the season. Last seven games: 7-0.

#9 Basha (10-9) at #8 Highland (13-4):

Basha's region (five teams) all qualified for postseason. The Bears started fast, but have struggled down the stretch. Played five games decided by five points or less they are 0-5. Last seven games: 1-6. Highland shared the Central Region title with Mountain Pointe. Region qualified five of its teams for state. Last seven games: 5-2

#12 Desert Vista (8-7) at #5 Liberty (16-2):

Desert Vista lacked lengthy winning and losing streaks. Last seven games: 4-3. Liberty lights up the scoreboard to win. Lions opened season with nine wins then dropped two in a row. Last seven games: 7-0.

#13 Chandler (7-10) at #4 Brophy (15-5):

Chandler finished regular season with three straight losses after season best five-game win streak. Last seven games: 4-3. Playing Brophy for third time in a week. Brophy defeated Chandler back-to-back days last week by double digits. Last seven games: 6-1.

#14 Pinnacle (9-9) at #3 Perry (14-2):

Pinnacle won its way into postseason on the last day by beating Chaparral. Up-and-down season for Pioneers. Last seven games: 4-3. Perry rested in top three of power rankings all season. Last seven games: 6-1.

#11 Valley Vista (9-7) at #6 Mountain Pointe (12-5):

Valley Vista had a tough time in two games vs. region champ Sunnyslope. Marquee win over Highland. Last seven games: 5-2. Mountain Pointe flashed signs at times of being the dominant team in 6A after runner-up finish last year. Last seven games: 5-2. Three region losses to Highland, Desert Ridge and Desert Vista and other two to Perry and St. Mary's.

#10 Desert Ridge (11-7) at #7 Hamilton (10-6):

Desert Ridge won four of five games decided by five points or less. It's loss among those was to Hamilton. Last seven games: 3-4. Hamilton played its best game near midseason when it slowed Liberty. Not a streaky team. One win streak of three, never lost two in a row. Last seven games: 4-3.

#15 Mountain View (9-6) at #2 Mesa (16-1):

Most coaches freak out about trying to beat a team three times in a season. Mountain View battled all season to stay in the playoff picture. It has lost twice to Mesa, the East Valley Region champs, by 6 and 16. The Toros are 1-4 vs. playoff qualifiers. Last seven games: 4-3. Mesa did not lose to a 6A team. Only defeated by Gilbert early in year. Jack-rabbits topped Basha, Sunnyslope and Chandler. Last seven games 7-0, part of a 13-game winning streak dating back to late January.



Sunnyslope's Grady Lewis works down low against Chaparral earlier this season (Les Willsey photo/AZ-Preps365)



Corona del Sol

Aztecs

AZPREPS365

Photo not Provided

Alignment 6A Central

Region 4-6

Standings #5

Conference 6-11

Rank #16

Overall 6-12

No.	Name	Pos.	Yr.	Ht.	Date	Opponent	Result
1	Brandon Lee	PG, SG	Jr	6'0"	1/19	vs Des. Vista	W 56-54
2	Roberto Yellowman ii	PG	Sr	5'9"	1/22	@ Mtn Pointe	L 61-82
3	Elijah Mcdaniel	SF	Sr	6'1"	1/23	vs Perry	L 35-59
4	Gabe Pesqueira	SF, SG	Sr	6'2"	1/26	vs Des. Ridge	L 51-52
12	Nikola Kostadinovski	F	Jr	6'5"	1/29	@ Highland	L 48-58
14	Hunter Stratton	PG, SG	Jr	5'9"	2/02	vs Queen Cr.	W 47-35
20	Quinn Thorne	SG, PG	Jr	6'0"	2/03	@ Basha	L 55-66
21	Jeffrey Maurer	SF	Sr	6'2"	2/09	vs Mtn Pointe	L 46-76
23	Preston Lee	PG, SG	Fr	5'10"	2/12	vs Skyline	W 63-30
30	Raymond Lam	SG	Jr	5'9"	2/15	@ Gilbert	L 53-62
32	RJ Richey	C	Sr	6'2"	2/16	@ MTV-Mesa	L 70-79
33	Talal Hasan	F, C	Sr	6'2"	2/20	@ Hamilton	L 47-50
35	Peyton Beauer		Jr	6'6"	2/23	@ Chaparral	L 49-57
42	Michael Dehorney	F, C	So	6'6"	2/25	@ Des. Vista	L 57-61
55	Ollie Hinder	C, F	So	6'8"	2/26	@ Des. Ridge	W 50-41
					3/02	vs Highland	W 76-71
					3/04	vs Cibola	W 61-36
					3/05	@ Queen Cr.	L 41-49
					3/11	@ Sunnyslope	



The AIA requests that you model good sportsmanship by refraining from derogatory cheers, chants, or behavior toward students, coaches, officials, or other spectators. Speak out if you see inappropriate behavior by immediately notifying event management staff. Together, we can provide a safe and respectful environment for all.



Sunnyslope
Vikings

AZPREPS365

Photo not Provided

Alignment 6A Southwest

Region 4-0

Standings #1

Conference 12-1

Rank #1

Overall 17-1

No.	Name	Pos.	Yr.	Ht.	Date	Opponent	Result
1	Manny Perez		Jr	5'9"	1/20 @	St. Mary's	W 59-51
2	Oakland Fort		Jr	5'11"	2/01 vs	Sha. Ridge	W 58-37
3	Cooper Cirone		So	5'10"	2/02 vs	Vall Vista	W 69-52
4	Mason Taylor		Jr	6'3"	2/05 vs	Brophy	W 67-60
5	Dylan Heath		Jr	6'0"	2/06 vs	Chaparral	W 61-45
11	Xavion Clark		Sr	6'2"	2/08 @	Apollo	W 58-53
12	Malcolm Olexa		Sr	6'0"	2/09 @	Sha. Ridge	W 55-36
13	Marcus Heatherly		So	6'1"	2/12 vs	Prd. Honor	W 55-54
21	Grady Lewis		Sr	6'8"	2/13 @	Basha	W 72-57
22	Ben Maloney		So	6'2"	2/17 @	Des. Vista	W 52-50
23	Liam Thompson		Jr	6'3"	2/19 vs	Mesa	L 49-51
24	Quinn Thompson		Jr	6'4"	2/20 vs	Kofa	W 76-31
25	Elijah Saunders		Jr	6'8"	2/23 vs	Des. Ridge	W 67-53
					2/25 @	Millennium	W 56-52
					2/27 vs	Salpointe	W 62-43
					3/01 @	Vall Vista	W 73-59
					3/04 @	O'Connor	W 62-49
					3/05 @	Red Mtn	W 63-42
					3/11 vs	Corona Sol	



The AIA requests that you model good sportsmanship by refraining from derogatory cheers, chants, or behavior toward students, coaches, officials, or other spectators. Speak out if you see inappropriate behavior by immediately notifying event management staff. Together, we can provide a safe and respectful environment for all.



Basha
Bears

AZPREPS365

Photo not Provided

Alignment 6A Premier

Region 1-7

Standings #5

Conference 9-9

Rank #9

Overall 10-9

No.	Name	Pos.	Yr.	Ht.	Date	Opponent	Result
0	Ty Sandoval	G	So	5'9"	1/19 @	Chandler	W 67-54
3	Mason Blankenship	G	Jr	5'11"	1/21 vs	Des. Ridge	W 74-61
11	Lucas Fichiera	G	Jr	6'0"	1/22 vs	Cibola	W 64-40
13	Maddox Doolin	G	Jr	5'11"	1/26 @	Brophy	L 64-69
15	Thomas Hastings	G	Sr	6'1"	1/29 @	MTV-Mesa	W 63-56
20	Santhony Johnson	W	Jr	6'1"	2/03 vs	Corona Sol	W 66-55
23	Torin Bosch	W	So	6'4"	2/05 vs	Higley	W 88-71
24	Trenton McLaughlin	G	Sr	6'5"	2/09 vs	Skyline	W 75-49
30	Simeon Spiller	F	Sr	6'3"	2/12 @	Liberty	W 90-73
32	Christian Warren	W	Fr	6'3"	2/13 vs	Sunnyslope	L 57-72
35	Brady Reynolds	F	Jr	6'5"	2/16 @	O'Connor	W 68-52
					2/18 vs	Mesa	L 49-51
					2/19 vs	Perry	L 52-57
					2/22 vs	Chandler	L 53-54
					2/24 @	Hamilton	L 45-55
					2/26 vs	Brophy	L 45-60
					3/02 @	Perry	L 48-72
					3/04 vs	Chaparral	W 69-49
					3/05 vs	Hamilton	L 45-49
					3/11 @	Highland	



The AIA requests that you model good sportsmanship by refraining from derogatory cheers, chants, or behavior toward students, coaches, officials, or other spectators. Speak out if you see inappropriate behavior by immediately notifying event management staff. Together, we can provide a safe and respectful environment for all.



Highland
Hawks

AZPREPS365



Alignment 6A Central

Region 7-3

Standings #2

Conference 12-4

Rank #8

Overall 13-4

No.	Name	Pos.	Yr.	Ht.	Date	Opponent	Result
0	Derick Kaps		Sr	6'1"	1/19 @	Des. Ridge	L 44-45
1	Matix Arnett		Jr	6'0"	1/21 @	Mtn Ridge	W 86-44
2	Isaac Kaps		So	6'0"	1/22 vs	Queen Cr.	W 65-52
3	Matt Shorts		Jr	6'0"	1/25 vs	Red Mtn	W 75-26
5	AJ Riggs		Jr	6'1"	1/27 @	Vall Vista	L 57-59
10	Jase Adams		So	6'0"	1/29 vs	Corona Sol	W 58-48
12	Andrew Walker		Jr	6'5"	2/04 @	Skyline	W 51-33
13	Jake Stitcher		Sr	6'1"	2/05 vs	Gilbert	W 62-59
21	Maxx Kelly		Jr	6'1"	2/09 @	Queen Cr.	W 62-52
23	Jace Patton		Jr	6'4"	2/11 @	Chandler	W 73-43
32	Evan Ivers		Sr	6'5"	2/17 vs	Mtn Pointe	W 69-63
33	Noah Peterson		So	6'3"	2/18 vs	Des. Ridge	W 73-60
35	Mason Knollmiller		Jr	6'1"	2/23 @	Tucson	W 56-31
					2/26 @	Mtn Pointe	L 52-64
					3/01 @	Des. Vista	W 74-53
					3/02 @	Corona Sol	L 71-76
					3/05 vs	Des. Vista	W 67-65
					3/11 vs	Basha	



The AIA requests that you model good sportsmanship by refraining from derogatory cheers, chants, or behavior toward students, coaches, officials, or other spectators. Speak out if you see inappropriate behavior by immediately notifying event management staff. Together, we can provide a safe and respectful environment for all.



Desert Vista
Thunder

AZPREPS365

Photo not Provided

Alignment 6A Central

Region 5-5

Standings #4

Conference 8-7

Rank #12

Overall 8-7

No.	Name	Pos.	Yr.	Ht.	Date	Opponent	Result
0	Andrew Tipsword	PG	Jr	5'11"	1/19 @	Corona Sol	L 54-56
1	Daylyn Martin	G	Jr	6'1"	1/22 vs	Des. Ridge	W 54-47
3	Efrain (Isaiah) Velez	PG	Jr	5'10"	1/26 vs	Queen Cr.	W 55-52
4	Caleb Harbertson	G, SF	Sr	6'2"	2/11 @	Boulder Cr	W 66-57
10	Justin Phillips	W	Sr	6'2"	2/15 vs	Vall Vista	L 61-87
11	Donovan Morales	G, SF	So	6'2"	2/17 vs	Sunnyslope	L 50-52
12	Andrew King	SG, SF	Jr	6'3"	2/19 @	Chaparral	W 64-55
21	Trent Murray	G	Jr	6'1"	2/22 @	Mtn Pointe	L 56-74
22	Tayan Thompson	PF	Jr	6'5"	2/24 @	Des. Ridge	L 56-64
23	Calvin Cooper	PF, C	Jr	6'5"	2/25 vs	Corona Sol	W 61-57
24	Terrance Dixon Jr	SF, W	Jr	6'6"	2/26 @	Queen Cr.	W 72-64
32	Hayden Engle	F, G	Jr	6'1"	3/01 vs	Highland	L 53-74
34	Brandon Trilli	PF, G	So	6'5"	3/02 vs	Mtn Pointe	W 88-79
40	Jovanni Tapia	SF	Jr	6'3"	3/04 @	Chandler	W 74-59
					3/05 @	Highland	L 65-67
					3/11 @	Liberty	



The AIA requests that you model good sportsmanship by refraining from derogatory cheers, chants, or behavior toward students, coaches, officials, or other spectators. Speak out if you see inappropriate behavior by immediately notifying event management staff. Together, we can provide a safe and respectful environment for all.



Liberty
Lions

AZPREPS365



Alignment 6A Desert Valley

Region 10-0

Standings #1

Conference 13-2

Rank #5

Overall 16-2

No.	Name	Pos.	Yr.	Ht.	Date	Opponent	Result
5	Brett Chappell	G	Sr	6'4"	1/19 @	Boulder Cr	W 91-63
10	Evan Woolery	G	Jr	6'0"	1/22 vs	Chaparral	W 86-54
12	Davis Hester	G	So	5'10"	1/26 vs	O'Connor	W 73-62
14	Trevor Owens	G, SG	Jr	6'0"	1/29 @	Pinnacle	W 93-86
20	Sebastian Clancy	SG	Sr	6'4"	2/02 vs	Mtn Ridge	W 106-52
22	Miles Guliford	G, SG	Sr	6'1"	2/03 @	Kellis	W 105-67
24	Aj Snow	SG	Sr	6'0"	2/05 vs	Boulder Cr	W 88-83
30	E.J. Pyers	G	Jr	5'10"	2/09 @	Chaparral	W 88-69
32	Jared Cunningham	G	Sr	6'2"	2/10 vs	Sun. Mtn	W 88-77
34	Blake Johnson	G	Sr	6'5"	2/12 vs	Basha	L 73-90
40	Patrick Steitz	G	Sr	6'7"	2/16 @	Hamilton	L 51-75
42	Caden Hunter	PF	So	6'4"	2/19 @	Dobson	W 109-63
44	Jacob Ayars	G	Sr	6'4"	2/23 vs	Apollo	W 88-83
50	Kaden Schiefelbein	G	Sr	6'2"	2/26 @	O'Connor	W 77-61
52	Brennen Neal	G	So	6'2"	2/27 @	Kofa	W 120-15
					3/02 vs	Pinnacle	W 97-74
					3/04 vs	Sha. Ridge	W 90-49
					3/05 @	Mtn Ridge	W 75-73
					3/11 vs	Des. Vista	



The AIA requests that you model good sportsmanship by refraining from derogatory cheers, chants, or behavior toward students, coaches, officials, or other spectators. Speak out if you see inappropriate behavior by immediately notifying event management staff. Together, we can provide a safe and respectful environment for all.



Chandler
Wolves

AZPREPS365

Photo not Provided

Alignment 6A Premier

Region 2-6

Standings #4

Conference 7-10

Rank #13

Overall 7-10

No.	Name	Pos.	Yr.	Ht.	Date	Opponent	Result
1	Carson Kelly		Sr	5'10"	1/19	vs Basha	L 54-67
2	Jam Crispin	PG, SG	Jr	5'11"	1/20	@ Vall Vista	W 63-62
3	Ezias Steffen	PG, SG	Fr	6'3"	1/21	vs Maricopa	W 72-31
4	Elijah Johnson	PF, SF	Sr	6'5"	1/22	@ Perry	L 39-69
5	Domenic Huff		Jr	5'5"	1/26	@ Hamilton	L 33-56
10	Justin Hodgins	PG	So	6'0"	2/09	vs Perry	L 62-68
11	Kevin Sias			6'1"	2/11	vs Highland	L 43-73
13	Eydurus Muse	PG, SG	Jr	5'10"	2/12	@ Des. Ridge	L 92-95
14	Chase Winkelmann	PF, C	So	6'2"	2/16	@ Mesa	L 44-61
22	Nicholas Riley	PF, C	Sr	6'9"	2/18	vs Skyline	W 67-47
23	Darren Nelms	PG	So	6'0"	2/22	@ Basha	W 54-53
24	Tyson Wheeler	PF, C	So	6'4"	2/23	vs Mtn Ridge	W 80-63
25	Khayree Rashed	SF, C	Jr	6'6"	2/24	@ Kofa	W 87-50
30	Christian Garven	PG, SG	Fr	5'11"	2/26	vs Hamilton	W 49-40
31	Jaseim Wallace		So		3/02	@ Brophy	L 54-69
32	Roman Cummings	SF	So	6'6"	3/03	vs Brophy	L 47-61
33	Xavier Castillo				3/04	vs Des. Vista	L 59-74
					3/11	@ Brophy	



The AIA requests that you model good sportsmanship by refraining from derogatory cheers, chants, or behavior toward students, coaches, officials, or other spectators. Speak out if you see inappropriate behavior by immediately notifying event management staff. Together, we can provide a safe and respectful environment for all.



Brophy Prep

Broncos

AZPREPS365



Alignment 6A Premier

Region 6-2

Standings #2

Conference 14-4

Rank #4

Overall 15-5

No.	Name	Pos.	Yr.	Ht.
0	Miles Nash	PG	Jr	6'0"
1	Quentin Cibulka	G	Sr	5'11"
2	Jacob Dolasinski	G	Jr	5'11"
3	JP Musselmann	W	Jr	6'6"
4	Leonard Romayor	G	So	5'10"
5	Max Ware	W	Jr	6'2"
10	Arman Madi	W	So	6'6"
11	Connor Fitzgerald	W	So	6'2"
12	Patrick Chew	G	Jr	6'3"
14	Desi Burrage	G	Sr	6'1"
20	Michael Crossley	W	Sr	6'0"
21	Ben Mills	W	Jr	6'0"
22	Braeden Speed	G	Fr	6'2"

Date	Opponent	Result
1/19 vs	Vall Vista	W 57-41
1/22 vs	Hamilton	L 39-41
1/26 vs	Basha	W 69-64
1/27 vs	St. Mary's	L 54-59
1/29 vs	Kofa	W 73-21
2/03 vs	Perry	L 56-59
2/05 @	Sunnyslope	L 60-67
2/06 @	Tucson	W 81-39
2/09 @	Hamilton	W 50-42
2/11 @	Pinnacle	W 69-52
2/13 vs	O'Connor	W 57-28
2/16 vs	Chaparral	W 69-45
2/17 vs	Westwood	W 76-23
2/19 @	Mtn Pointe	L 53-68
2/23 vs	Boulder Cr	W 66-41
2/26 @	Basha	W 60-45
2/27 vs	Des. Mtn	W 57-47
3/02 vs	Chandler	W 69-54
3/03 @	Chandler	W 61-47
3/05 @	Perry	W 74-64
3/11 vs	Chandler	



The AIA requests that you model good sportsmanship by refraining from derogatory cheers, chants, or behavior toward students, coaches, officials, or other spectators. Speak out if you see inappropriate behavior by immediately notifying event management staff. Together, we can provide a safe and respectful environment for all.



Pinnacle
Pioneers

AZPREPS365

Photo not Provided

Alignment 6A Desert Valley

Region 7-3

Standings #2

Conference 8-7

Rank #14

Overall 9-9

No.	Name	Pos.	Yr.	Ht.	Date	Opponent	Result
0	Dorian Singer	G	Sr	6'1"	1/19 @	O'Connor	L 45-61
3	Myles Libman	G	So	6'1"	1/21 @	Horizon	L 51-60
4	Bryce Ford				1/22 vs	Boulder Cr	W 56-49
5	Joey Grady	PG	Jr	5'10"	1/25 @	Ironwood	L 74-95
11	Devon Dampier	PG	So	5'10"	1/26 @	Mtn Ridge	W 68-67
12	Andrew Weekley	F	Sr	6'2"	1/29 vs	Liberty	L 86-93
14	Elijah Paige		So	6'6"	2/02 @	Chaparral	W 58-55
20	Duece Robinson	C	So		2/04 vs	Vall Vista	L 60-71
21	Chance Bradley		Sr	6'6"	2/05 vs	O'Connor	W 69-66
22	Max McEuen		Sr	6'2"	2/09 @	Boulder Cr	W 62-48
23	Elias White		Sr	6'4"	2/10 @	Queen Cr.	L 52-55
32	Bruno Bozzo	W	Jr	6'2"	2/11 vs	Brophy	L 52-69
33	Asher Raquiza	G	Jr	6'3"	2/19 @	Hamilton	W 55-49
41	Neboshia Buha	W	Sr	6'4"	2/23 vs	Mtn Pointe	L 53-68
					2/26 vs	Mtn Ridge	W 79-67
					3/02 @	Liberty	L 74-97
					3/04 vs	Shad. Mtn	W 76-53
					3/05 vs	Chaparral	W 57-50
					3/11 @	Perry	



The AIA requests that you model good sportsmanship by refraining from derogatory cheers, chants, or behavior toward students, coaches, officials, or other spectators. Speak out if you see inappropriate behavior by immediately notifying event management staff. Together, we can provide a safe and respectful environment for all.



Perry
Pumas

AZPREPS365

Photo not Provided

Alignment 6A Premier

Region 7-1

Standings #1

Conference 13-2

Rank #3

Overall 14-2

No.	Name	Pos.	Yr.	Ht.	Date	Opponent	Result
0	Ben Egbo	W	So	6'3"	1/19 @	Hamilton	W 57-47
2	Michael Morse	SG	Jr	6'3"	1/22 vs	Chandler	W 69-39
3	Elijah Burlend	PG	Jr	5'11"	1/23 @	Corona Sol	W 59-35
4	Kyle Waters	SG, W	Jr	6'3"	1/26 vs	Kofa	W 85-20
5	Barron Silsby		Fr	5'10"	2/03 @	Brophy	W 59-56
10	Christian Tucker	PG	Sr	6'3"	2/09 @	Chandler	W 68-62
11	Bennett Silsby	SG	Jr	6'0"	2/12 vs	Chaparral	L 42-57
13	Hunter Martinez	SG	Jr	6'0"	2/13 @	Rancho	W 65-40
20	Blake Johnson	W	Jr	6'3"	2/16 @	Mtn Pointe	W 58-57
21	DeMarco Wiley	PG, SG	Sr	6'2"	2/18 vs	Queen Cr.	W 65-35
24	Cody Williams	SG, PG	So	6'5"	2/19 @	Basha	W 57-52
44	Dylan Anderson	SF	Jr	7'0"	2/22 vs	Hamilton	W 43-37
					2/23 vs	Red Mtn	W 65-40
					2/26 @	MTV-Mesa	W 56-41
					3/02 vs	Basha	W 72-48
					3/05 vs	Brophy	L 64-74
					3/11 vs	Pinnacle	



The AIA requests that you model good sportsmanship by refraining from derogatory cheers, chants, or behavior toward students, coaches, officials, or other spectators. Speak out if you see inappropriate behavior by immediately notifying event management staff. Together, we can provide a safe and respectful environment for all.



Valley Vista
Monsoon

AZPREPS365

Photo not Provided

Alignment 6A Southwest

Region 2-2

Standings #2

Conference 8-6

Rank #11

Overall 9-7

No.	Name	Pos.	Yr.	Ht.	Date	Opponent	Result
0	Tarik Spencer		So		1/19 @	Brophy	L 41-57
1	Dwayne Porter	W	Jr	6'3"	1/20 vs	Chandler	L 62-63
2	Derek Johnson Jr		Sr	6'1"	1/27 vs	Highland	W 59-57
3	Elijah Thomas	SF, SG	Sr	6'6"	1/29 @	Sha. Ridge	W 60-47
4	Dwight McKnight	PG, G	Sr	6'2"	2/02 @	Sunnyslope	L 52-69
5	Aadem Isai	SG, PG	So	6'2"	2/04 @	Pinnacle	W 71-60
10	Jaylen Turner-knight	PF	Jr	6'3"	2/05 vs	Wil Canyon	W 70-47
11	David Aysho	SF, W	Sr	6'3"	2/12 vs	Hamilton	L 26-32
12	Clayton Werner	PG, G	So	6'1"	2/13 @	Mtn Pointe	L 60-65
20	Terrell Doxie		So		2/15 @	Des. Vista	W 87-61
21	Matin Strong Jr.		Jr		2/17 @	Millennium	L 53-69
22	Demari Hackett	F, PF	Sr	6'5"	2/19 vs	Westwood	W 92-29
					2/23 @	Maricopa	W 75-42
					2/24 @	O'Connor	W 64-52
					3/01 vs	Sunnyslope	L 59-73
					3/02 vs	Sha. Ridge	W 73-32
					3/11 @	Mtn Pointe	



The AIA requests that you model good sportsmanship by refraining from derogatory cheers, chants, or behavior toward students, coaches, officials, or other spectators. Speak out if you see inappropriate behavior by immediately notifying event management staff. Together, we can provide a safe and respectful environment for all.



Mountain Pointe

Pride

AZPREPS365

Photo not Provided

Alignment 6A Central

Region 7-3

Standings #1

Conference 12-4

Rank #6

Overall 12-5

No.	Name	Pos.	Yr.	Ht.	Date	Opponent	Result
0	Jason Kimbrough JR.	PG	Sr	6'1"	1/19 @	Queen Cr.	W 69-62
1	Mark Brown	PG	So	6'0"	1/22 vs	Corona Sol	W 82-61
2	Tanner Pate	SG	Jr	6'4"	1/28 @	Maricopa	W 107-56
3	Roosevelt "Tru" Washington	SG	So	6'4"	2/02 @	Des. Ridge	L 60-65
4	Donaven Ocasio	SG	Sr	6'1"	2/05 vs	Queen Cr.	W 70-60
5	Mason Hill	PG	Jr	5'8"	2/09 @	Corona Sol	W 76-46
10	Jayven Price	PG	So	5'10"	2/11 @	Cibola	W 101-55
11	Aiden Price	G	So	5'11"	2/13 vs	Vall Vista	W 65-60
12	Tomas "Tomi" Stevens	F	Jr	6'4"	2/16 vs	Perry	L 57-58
13	Anthony Jaramillo	G	Jr	5'10"	2/17 @	Highland	L 63-69
15	Casey Combs	F	Sr	6'7"	2/19 vs	Brophy	W 68-53
22	Latrell Barker	F	Sr	6'8"	2/22 vs	Des. Vista	W 74-56
23	Jovan Norsworthy	W	Sr	6'0"	2/23 @	Pinnacle	W 68-53
35	Zereoue Williams	F	Sr	6'8"	2/25 @	St. Mary's	L 40-70
					2/26 vs	Highland	W 64-52
					3/02 @	Des. Vista	L 79-88
					3/05 vs	Des. Ridge	W 65-57
					3/11 vs	Vall Vista	



The AIA requests that you model good sportsmanship by refraining from derogatory cheers, chants, or behavior toward students, coaches, officials, or other spectators. Speak out if you see inappropriate behavior by immediately notifying event management staff. Together, we can provide a safe and respectful environment for all.



Desert Ridge
Jaguars

AZPREPS365

Photo not Provided

Alignment 6A Central

Region 6-4

Standings #3

Conference 10-7

Rank #10

Overall 11-7

No.	Name	Pos.	Yr.	Ht.	Date	Opponent	Result
1	Jared Nichols		Sr	6'2"	1/19 vs	Highland	W 45-44
2	Matt Haltorp		Sr	5'9"	1/21 @	Basha	L 61-74
3	Joe Kelsey		Sr	5'11"	1/22 @	Des. Vista	L 47-54
4	Amoni Felix		Jr	5'11"	1/26 @	Corona Sol	W 52-51
5	Gavin Bray		Sr	5'10"	1/29 @	Queen Cr.	W 63-39
10	Lance Hotzclaw		Jr	6'4"	2/02 vs	Mtn Pointe	W 65-60
13	Keiyon Turner		Jr	6'1"	2/04 @	Cibola	W 68-61
15	Devin Miller		So	6'1"	2/05 @	Casteel	W 75-62
23	Brody LaMagdelaine		Sr	6'0"	2/10 @	Hamilton	L 54-59
24	Jacob Brown		Sr	6'2"	2/12 vs	Chandler	W 95-92
33	Kaden Kennedy		Sr	6'3"	2/16 vs	Sha. Ridge	W 52-46
50	Jacob Condie		So	6'2"	2/17 @	Red Mtn	W 57-46
					2/18 @	Highland	L 60-73
					2/23 @	Sunnyslope	L 53-67
					2/24 vs	Des. Vista	W 64-56
					2/26 vs	Corona Sol	L 41-50
					3/02 vs	Queen Cr.	W 60-59
					3/05 @	Mtn Pointe	L 57-65
					3/11 @	Hamilton	



The AIA requests that you model good sportsmanship by refraining from derogatory cheers, chants, or behavior toward students, coaches, officials, or other spectators. Speak out if you see inappropriate behavior by immediately notifying event management staff. Together, we can provide a safe and respectful environment for all.



Hamilton
Huskies

AZPREPS365



Alignment 6A Premier

Region 4-4

Standings #3

Conference 9-6

Rank #7

Overall 10-6

No.	Name	Pos.	Yr.	Ht.	Date	Opponent	Result
1	Noah Tapia	G	Jr	5'11"	1/19	vs Perry	L 47-57
2	Jeshua Martinez	PG	Jr	5'9"	1/22	@ Brophy	W 41-39
3	Jalen Lee	G	Jr	6'2"	1/26	vs Chandler	W 56-33
4	Daimon Denning	G	Jr	6'3"	2/09	vs Brophy	L 42-50
10	Andrew Hinkle	PF	Sr	6'3"	2/10	vs Des. Ridge	W 59-54
12	Adrian Galindo	PG	Sr	5'10"	2/11	@ Mesa	L 47-52
13	Logan Saloman	PF	Jr	6'3"	2/12	@ Vall Vista	W 32-26
15	Aaron Foote	PF	Jr	6'6"	2/15	vs Kofa	W 82-21
21	Jake Hayenga	C	Jr	6'7"	2/16	vs Liberty	W 75-51
23	Kokea Makaila	C, PF	Jr	6'5"	2/19	vs Pinnacle	L 49-55
24	Michael Andresakis	G, F	Jr	6'0"	2/20	vs Corona Sol	W 50-47
					2/22	@ Perry	L 37-43
					2/24	vs Basha	W 55-45
					2/26	@ Chandler	L 40-49
					3/02	vs Seton	W 67-27
					3/05	@ Basha	W 49-45
					3/11	vs Des. Ridge	



The AIA requests that you model good sportsmanship by refraining from derogatory cheers, chants, or behavior toward students, coaches, officials, or other spectators. Speak out if you see inappropriate behavior by immediately notifying event management staff. Together, we can provide a safe and respectful environment for all.



Mountain View, Mesa

Toros



Photo not Provided

Alignment 6A East Valley

Region 8-2

Standings #2

Conference 9-6

Rank #15

Overall 9-6

No.	Name	Pos.	Yr.	Ht.	Date	Opponent	Result
10	Connor Cook		Jr		1/19	vs Dobson	W 78-52
12	COOPER ARNETT	G	Sr	6'3"	1/22	@ Mesa	L 39-55
14	Cole Standage		Jr		1/26	vs Westwood	W 71-29
20	BRAYDEN LAMM	F	Sr	6'2"	1/28	@ Skyline	W 77-51
22	DAVIS BANKS	F	Sr	6'3"	1/29	vs Basha	L 56-63
24	Brigg Wolfe		So		2/02	vs Red Mtn	W 73-53
30	NOLEN CHRISTENSEN	F	Sr	6'2"	2/05	@ Dobson	W 57-41
32	DAVIS RUSH	F	Sr	6'5"	2/09	vs Mesa	L 59-65
34	Matt Clark		Jr		2/10	@ Chaparral	L 41-46
40	Jackson Bowers		So		2/16	vs Corona Sol	W 79-70
42	Jefferson Rawls		Jr		2/18	vs Boulder Cr	L 50-65
44	Scott Peterson		Jr		2/23	@ Westwood	W 69-28
50	Milaki Ta'ase		Jr		2/26	vs Perry	L 41-56
52	Chris Coggins		Jr		3/02	vs Skyline	W 51-44
54	Alex Couxh		Jr	6'0"	3/04	@ Red Mtn	W 56-48
					3/11	@ Mesa	



The AIA requests that you model good sportsmanship by refraining from derogatory cheers, chants, or behavior toward students, coaches, officials, or other spectators. Speak out if you see inappropriate behavior by immediately notifying event management staff. Together, we can provide a safe and respectful environment for all.



Mesa
Jackrabbits

AZPREPS365



Alignment 6A East Valley

Region 10-0

Standings #1

Conference 16-0

Rank #2

Overall 16-1

No.	Name	Pos.	Yr.	Ht.	Date	Opponent	Result
0	Talbot Cumnard	G, F	Jr	6'4"	1/19	vs Red Mtn	W 74-38
2	Quin Shumway	F	So	5'4"	1/22	vs MTV-Mesa	W 55-39
4	Jimari Grayson	PG, SG	Sr	6'1"	1/26	@ Dobson	W 55-35
5	Steven Cervantes	PG, SG	Sr	5'11"	1/27	@ Gilbert	L 29-49
10	Nathan Irish	F	Sr	5'11"	1/29	vs Westwood	W 65-32
11	Drew Shumway	SG, SF	Sr	6'3"	2/02	vs Skyline	W 64-45
13	Noah Bowden	SG, SF	Sr	6'2"	2/05	@ Red Mtn	W 71-46
14	Griffin Gardner	G	Jr	5'7"	2/09	@ MTV-Mesa	W 65-59
15	Parker Escalante	PG, SG	So	5'9"	2/11	vs Hamilton	W 52-47
20	Joshua Irish	G	Jr	6'0"	2/16	vs Chandler	W 61-44
23	Tanner Crawford	F	Sr	6'7"	2/18	@ Basha	W 51-49
25	Bryce Gibson	F	Jr	6'3"	2/19	@ Sunnyslope	W 51-49
31	Conway Cumnard	G	Fr	5'10"	2/22	vs Tucson	W 60-43
33	Parker Cumnard	F	Sr	6'0"	2/25	vs Sha. Ridge	W 67-43
34	Michael Kim	G	Sr	6'1"	2/26	vs Dobson	W 70-38
					3/02	@ Westwood	W 65-54
					3/04	@ Skyline	W 70-42
					3/11	vs MTV-Mesa	



The AIA requests that you model good sportsmanship by refraining from derogatory cheers, chants, or behavior toward students, coaches, officials, or other spectators. Speak out if you see inappropriate behavior by immediately notifying event management staff. Together, we can provide a safe and respectful environment for all.

LERNER & ROWE

INJURY ATTORNEYS



**In a Wreck?
Need a Check?™**

2701 East Camelback Road #140, Phoenix, AZ 85016. Kevin Rowe is the managing Arizona partner. Some work may be performed by, or referred to, other attorneys. Glen Lerner is only licensed in Nevada.

ALL-STAR TEAM



©2020 Carl's Jr. Restaurants LLC. All rights reserved.

BUY ONE GET ONE FAMOUS STAR® WITH CHEESE



2754
Offer Expires 05/31/21

Offer available at participating Carl's Jr.® restaurants for a limited time only. One coupon per customer per visit. Limit 2 discounts per coupon. Original coupon must be presented and surrendered at time of order. Tax not included. Not valid with any other offer, discount or combo. Price may vary. While supplies last. Cash value 1/100th of 1 cent. Not for resale. © 2020 Carl's Jr. Restaurants LLC. All rights reserved.



FREE SMALL HOT COFFEE & SMALL HASH ROUNDS® WITH THE PURCHASE OF ANY BREAKFAST BURRITO, SANDWICH OR BURGER



1934
Offer Expires 05/31/21

Offer available at participating Carl's Jr.® restaurants for a limited time only during regular breakfast hours. One coupon per customer per visit. Limit 2 discounts per coupon. Original coupon must be presented and surrendered at time of order. Tax not included. Not valid with any other offer, discount or combo. Price may vary. While supplies last. Cash value 1/100th of 1 cent. Not for resale. © 2020 Carl's Jr. Restaurants LLC. All rights reserved.



FREE SMALL FRIES AND SMALL DRINK WITH PURCHASE OF ANY 100% ANGUS THICKBURGER®



1935
Offer Expires 05/31/21

Offer available at participating Carl's Jr.® restaurants for a limited time only. One coupon per customer per visit. Limit 2 discounts per coupon. Original coupon must be presented and surrendered at time of order. Tax not included. Not valid with any other offer, discount or combo. Price may vary. While supplies last. Cash value 1/100th of 1 cent. Not for resale. "Coca-Cola" is a registered trademark of The Coca-Cola Company. © 2020 Carl's Jr. Restaurants LLC. All rights reserved.



BUY ONE GET ONE SINGLE WESTERN BACON CHEESEBURGER®



9895
Offer Expires 05/31/21

Offer available at participating Carl's Jr.® restaurants for a limited time only. One coupon per customer per visit. Limit 2 discounts per coupon. Original coupon must be presented and surrendered at time of order. Tax not included. Not valid with any other offer, discount or combo. Price may vary. While supplies last. Cash value 1/100th of 1 cent. Not for resale. © 2020 Carl's Jr. Restaurants LLC. All rights reserved.



2021 AIA Boys Basketball 5A State Championship



Round 1
March 11

Quarterfinals
March 13

Semifinals
March 18

Final
March 20

G1: 3/11, 7pm Centennial HS

#16 Gila Ridge
#1 Centennial

G9: 3/13, 7pm @ High Seed

G2: 3/11, 7pm Williams Field HS

#9 Cactus Shadows
#8 Williams Field

G13: 3/18, 7pm @ High Seed

G3: 3/11, 7pm Buena HS

#12 Sunrise Mountain
#5 Buena

G10: 3/13, 7pm @ High Seed

G4: 3/11, 7pm Gilbert HS

#13 Millennium
#4 Gilbert

G15: 3/20, 2:30pm Mesquite HS

The bottom team in the matchup is the home team.

Dates, times and locations subject to change.

G5: 3/11, 7pm Ironwood HS

#14 Apollo
#3 Ironwood

G11: 3/13, 7pm @ High Seed

G6: 3/11, 7pm Desert Mountain HS

#11 Arcadia
#6 Desert Mountain

G14: 3/18, 7pm @ High Seed

G7: 3/11, 7pm Nogales HS

#10 Willow Canyon
#7 Nogales

G12: 3/13, 7pm @ High Seed

G8: 3/11, 7pm Catalina Foothills HS

#15 McClintock
#2 Catalina Foothills

STEADY CENTENNIAL, DEFENDING CHAMP IRONWOOD HEAD 5A FIELD

TWO REGIONS - NE VALLEY, NORTHWEST - NAB 9 OF 16 STATE BERTHS

by Les Willsey, AZPreps365

It was a strong year for two of 5A's Metro Phoenix regions based on its state qualifiers - the Northwest Region with five led by #1 seed Centennial and #3 Ironwood and the Northeast Valley Region with four paced by #6 Desert Mountain and #9 and region champ Cactus Shadows.

But don't sell regions short with one of two teams that advanced teams to state. That would encompass #2 Catalina Foothills, the Sonoran Region champ which moved up from 4A to 5A this year. Nor #4 San Tan Region champ Gilbert, #13 Desert West Region champ Millennium or Southern Region champ #5 Buena, who pulled out all the stops get in the necessary 10 games to qualify.

Defending champ is Ironwood and the last two seasons runners-up is Millennium. Sunnyslope is no longer around to torment the 5A field after winning back-to-back titles in 2017 and 2018 and falling in the quarters in 2019 and semis in 2020.

The 5A boys state tournament is the last of the six conferences to begin play with first-round games commencing Thursday March 11.

Here are the matchups and some tidbits to go with them:

#16 Gila Ridge (13-6) at #1 Centennial (15-1):

Gila Ridge made the jump from 4A to 5A this season and survived to the playoffs in a highly competitive region. The Hawks were no match for region elite Centennial. Gila Ridge lost twice to Centennial - 69-39 and 63-40. Centennial advanced from winning a play-in game last year as 17th seed to the top spot this year. The Coyotes have won 13 games in a row since losing their only game in January to Ironwood.

#9 Cactus Shadows (12-5) at #8 Williams Field (11-5):

This is a rematch from mid-February that saw Williams Field prevail, 63-60. Cactus Shadows lost in the opening round last year while Williams Field lost a play-in game and did not land a state berth.

#12 Sunrise Mountain (10-9) at #5 Buena (9-1):

Sunrise Mountain didn't beat the top teams in its region losing twice each to Centennial and Ironwood and also fell to Millennium. The Mustangs lost in the first round last year to Sunnyslope. Buena won two games back-to-back 90 minutes apart last week to qualify. Buena reached the quarterfinals last season. The Colts only loss was early to #7 Nogales. They avenged the loss later.

#13 Millennium (10-6) at #4 Gilbert (14-3):

It's too bad this is a first-round game as both are high caliber. Both won region titles, but Millennium didn't get much fight from its Desert West region opponents. Gilbert won the San Tan Region again. The Tigers topped Millennium late in February coming from behind in a 53-47 win. The Tigers have won nine of their last 10 games.

#14 Apollo (7-10) at #3 Ironwood (16-2):

These teams matched up in the first round of state last year with Ironwood eliminating Apollo and going on to win the championship. Ironwood swept Apollo in their region games this season. Ironwood's only loss has been eight in a row and its only losses are to Centennial and Gilbert.

#11 Arcadia (9-7) at #6 Desert Mountain (12-6):

The third meeting of the year between Northeast Valley Region foes. Desert Mountain won the first two by scores of 75-63 and 62-59. Arcadia was a 4A quarterfinalist last season.

#10 Willow Canyon (14-2) at #7 Nogales (11-4):

This is a matchup of region champs - Willow Canyon won the Central Region and Nogales captured the Southern Region title. Nogales reached the quarters last year, eliminated by Ironwood. Willow Canyon

#15 McClintock (10-7) at #2 Catalina Foothills (15-1):

McClintock has run hot and cold. The Chargers opened with three losses and were 2-5 before running off a six-game winning streak. They were a quarterfinalist last season. Catalina Foothills made the jump from 4A to 5A quite successfully after a semifinal finish before exiting 4A. The Falcons only loss was by two points to 4A No. 1 St. Mary's. They have won seven games in a row.



Ironwood won last year's championship in part to a record three-pointer barrage throughout the season. The Eagles aren't afraid to put it up. (Darin Sicurello photo/MaxPreps)



Gila Ridge Hawks

AZPREPS365

Photo not Provided

Alignment 5A Northwest

Region 4-6

Standings #5

Conference 5-6

Rank #16

Overall 13-6

No.	Name	Pos.	Yr.	Ht.	Date	Opponent	Result
1	Desmon Johnson	G	Sr	6'2"	1/19	vs Kellis	W 74-55
2	CJ Wiggins	G	Sr	6'3"	1/21	@ Yuma	W 73-47
4	Jaheim Wilson	G	Sr	6'1"	1/22	vs Apollo	W 64-60
5	Francisco Dominguez	G	Jr	5'10"	1/26	vs Sun. Mtn	W 64-50
10	Eliu Zaragoza	F	Jr	6'0"	2/02	vs Centennial	L 39-69
11	Jamison Kay	G	Sr	6'6"	2/03	@ Kofa	W 71-27
12	Conner White	F	Sr	6'5"	2/05	@ Kellis	W 67-44
14	Andrue Jimenez	G	Sr	5'7"	2/09	@ Apollo	L 64-71
23	Jordan Stevens	F	Jr	6'3"	2/10	vs Washington	W 64-31
24	Anane Wilson	G	So	6'0"	2/12	@ San Luis	W 82-27
25	Peyton Smith	G	Jr	6'1"	2/16	vs Cibola	W 69-53
32	Angel Mendoza	G	So	5'6"	2/17	vs Kofa	W 93-23
33	Ammon Cox	F	Sr	6'6"	2/19	vs Yuma	W 77-34
					2/23	vs San Luis	W 82-39
					2/25	@ Cibola	W 70-51
					2/27	@ Ironwood	L 55-71
					3/02	@ Sun. Mtn	L 72-79
					3/04	vs Ironwood	L 55-63
					3/05	@ Centennial	L 40-63
					3/11	@ Centennial	



The AIA requests that you model good sportsmanship by refraining from derogatory cheers, chants, or behavior toward students, coaches, officials, or other spectators. Speak out if you see inappropriate behavior by immediately notifying event management staff. Together, we can provide a safe and respectful environment for all.



Centennial

Coyotes

AZPREPS365



Alignment 5A Northwest

Region 9-1

Standings #1

Conference 14-1

Rank #1

Overall 15-1

No.	Name	Pos.	Yr.	Ht.	Date	Opponent	Result
1	Tim Fabuluje	G	Sr	5'10"	1/19 vs	Sun. Mtn	W 69-62
4	Jake Lifgren	G	Jr	6'1"	1/20 vs	Gilbert	W 51-45
10	Donte Wheatherby	F, C	Sr	6'5"	1/22 @	Ironwood	L 66-71
12	Abe Rangel	G	Jr	6'0"	1/26 @	Apollo	W 79-54
14	Jayson Petty	F, G	Jr	6'3"	1/29 vs	Kellis	W 85-36
21	Dallan Lilly	C	So	6'5"	2/02 @	Gila Ridge	W 69-39
23	Trenten Lavender	G	Jr	6'1"	2/05 @	Sun. Mtn	W 68-58
24	Gage Galbreath	F	Fr	6'3"	2/10 vs	Millennium	W 68-53
32	Cristian Dupue	C, F	So	6'7"	2/16 vs	N. Canyon	W 67-32
33	Emery Young	F, G	So	6'2"	2/19 @	O'Connor	W 76-48
34	Andre Logan	F	Sr	6'3"	2/20 vs	Ironwood	W 78-49
					2/23 vs	Horizon	W 95-68
					2/26 @	Casteel	W 66-40
					3/02 vs	Apollo	W 66-55
					3/04 @	Kellis	W 89-73
					3/05 vs	Gila Ridge	W 63-40
					3/11 vs	Gila Ridge	



The AIA requests that you model good sportsmanship by refraining from derogatory cheers, chants, or behavior toward students, coaches, officials, or other spectators. Speak out if you see inappropriate behavior by immediately notifying event management staff. Together, we can provide a safe and respectful environment for all.



Cactus Shadows

Falcons

AZPREPS365



Alignment 5A Northeast Valley

Region 8-2

Standings #1

Conference 12-5

Rank #9

Overall 12-5

No.	Name	Pos.	Yr.	Ht.
3	Joey Liberio		Jr	5'10"
10	Josh Adams	SF	So	6'1"
11	Carson Woods	PG	Sr	6'3"
13	Noah Dutcher		Sr	6'1"
15	Collin Haugen	PF	Jr	6'2"
20	Grant Denzak	SF	Jr	6'2"
21	Max Anderson	SF	Jr	6'2"
23	Cole Caruso	PG, SG	Sr	6'3"
25	Nate Williams	SG, SF	Sr	6'4"
30	Brandon Pederson		Sr	6'3"
33	Tate Roderick		Sr	6'4"
40	Connor Benson		Sr	6'7"

Date	Opponent	Result
1/19 vs	McClintock	W 66-65
1/21 vs	Millennium	W 73-53
1/26 @	Des. Mtn	L 51-52
1/29 vs	PV	W 66-45
2/02 vs	Arcadia	W 61-58
2/05 @	McClintock	W 60-46
2/09 vs	Horizon	W 73-61
2/10 vs	Apollo	W 55-50
2/12 vs	Wms. Field	L 60-63
2/16 @	Wil Canyon	L 59-61
2/18 @	Horizon	W 79-53
2/23 vs	Sun. Mtn	L 53-66
2/25 @	Agua Fria	W 69-35
2/26 vs	Canyon View	W 73-49
3/02 vs	Des. Mtn	W 71-58
3/04 @	PV	W 48-47
3/05 @	Arcadia	L 71-85
3/11 @	Wms. Field	



The AIA requests that you model good sportsmanship by refraining from derogatory cheers, chants, or behavior toward students, coaches, officials, or other spectators. Speak out if you see inappropriate behavior by immediately notifying event management staff. Together, we can provide a safe and respectful environment for all.



Williams Field

Black Hawks



Photo not Provided

Alignment 5A San Tan

Region 3-5

Standings #4

Conference 9-5

Rank #8

Overall 11-5

No.	Name	Pos.	Yr.	Ht.	Date	Opponent	Result
	Jordan Kidd	PG	Fr	5'7"	1/19	vs Campo Ver.	L 53-61
	Jase Kooima	G	Fr	6'1"	1/21	@ McClintock	W 72-60
	Giovanni Levert-Teeney	PG	Fr	6'0"	1/22	vs Higley	W 56-54
	Yadon Lott	G	Fr	6'2"	1/27	@ Arcadia	W 65-61
1	Kyler Kasper	W	Jr	6'6"	1/29	vs Casteel	L 52-53
3	Isaiah Bronson	PG	Fr	6'0"	2/02	@ Gilbert	L 51-63
4	Lucky Omorodian	G	Sr	6'1"	2/04	vs Mesquite	W 65-61
4	Lucky Omorodion	SG	Sr	6'0"	2/05	@ Campo Ver.	W 72-69
5	Joshua Dye	G	So	6'0"	2/09	@ Higley	L 60-72
10	Trey Neibauer	G	So	6'3"	2/12	@ C. Shadows	W 63-60
11	Jd Bradford	G	So	6'2"	2/16	vs Verrado	W 82-42
12	Montez Taylor	PG	Sr	5'11"	2/18	@ Dobson	W 65-59
15	Zackery Beckstead	G	Sr	6'1"	2/23	@ Washington	W 86-53
20	Bryce Chapman	C, PF	Sr	6'4"	2/26	vs Apollo	W 54-40
21	Khari Dunn	PF	Sr	6'6"	3/04	@ Casteel	W 68-59
21	Khari Dunn Jr.	F, W	Sr	6'6"	3/05	vs Gilbert	L 42-55
23	Charles Temple	SG, W	Sr	6'3"	3/11	vs C. Shadows	
24	Leroy Williams	F, W	Sr	6'7"			
32	Jarren Holmes	PF	Jr	6'2"			



The AIA requests that you model good sportsmanship by refraining from derogatory cheers, chants, or behavior toward students, coaches, officials, or other spectators. Speak out if you see inappropriate behavior by immediately notifying event management staff. Together, we can provide a safe and respectful environment for all.



Sunrise Mountain

Mustangs

AZPREPS365


Alignment 5A Northwest

Region 4-6

Standings #3

Conference 6-8

Rank #12

Overall 10-9

No.	Name	Pos.	Yr.	Ht.	Date	Opponent	Result
1	Josh Ward	PG, SG	Sr	6'0"	1/19 @	Centennial	L 62-69
2	Craig Stutesman	SG	Sr	6'1"	1/21 vs	Sha. Ridge	W 57-38
3	Rafe Canale	PG	Jr	6'0"	1/22 vs	Kellis	W 80-50
4	Chase Pavey	SG, SF	Sr	6'2"	1/25 @	Peoria	W 63-59
5	Chris Welsh	SG	Sr	6'3"	1/26 @	Gila Ridge	L 50-64
11	Michael Coyle	SG, PG	Sr	6'1"	1/29 vs	Apollo	W 69-51
13	Marcus Jones	PG	Jr	6'1"	2/04 vs	Mtn Ridge	W 84-79
15	Dylan Tothorow	SG, PF	Jr	6'3"	2/05 vs	Centennial	L 58-68
20	Carter Gittens	SG, SF	So	6'5"	2/08 @	Kellis	W 56-30
23	Jadyn Brown	SF, PF	Sr	6'5"	2/10 @	Liberty	L 77-88
24	Colin Carey	PF, SF	Sr	6'6"	2/12 vs	Des. Mtn	L 57-63
30	Dagan Graham	SF, PF	Jr	6'4"	2/18 vs	PV	W 74-59
33	John Hart	PF, C	Jr	6'4"	2/19 @	Millennium	L 66-72
44	Zach Benschneider	C	Sr	6'8"	2/23 @	C. Shadows	W 66-53
					2/25 @	O'Connor	W 72-56
					3/01 @	Ironwood	L 55-72
					3/02 vs	Gila Ridge	W 79-72
					3/04 @	Apollo	L 57-64
					3/05 vs	Ironwood	L 52-54
					3/11 @	Buena	



The AIA requests that you model good sportsmanship by refraining from derogatory cheers, chants, or behavior toward students, coaches, officials, or other spectators. Speak out if you see inappropriate behavior by immediately notifying event management staff. Together, we can provide a safe and respectful environment for all.



Buena
Colts

AZPREPS365

Alignment 5A Southern

Region 5-1

Standings #2

Conference 6-1

Rank #5

Overall 9-1

Photo not Provided

No.	Name	Pos.	Yr.	Ht.	Date	Opponent	Result
1	Jelani Brown	SF, PF	Jr	6'0"	2/18 @	Sunnyside	W 67-47
2	Philip Watson	PG, SG	Jr		2/19 @	Nogales	L 41-51
3	Cooper Jones	SG	Jr		2/22 @	Cienega	W 73-48
10	Erick Jenkins	C, PF	Jr	6'2"	2/24 @	Iron Ridge	W 73-55
11	Frederick Hyatt	SG, SF	Jr		2/25 vs	Nogales	W 79-56
12	Beau Townsend	SF, PF	Jr		2/26 vs	Rio Rico	W 86-60
13	Wyatt Gordon	SG, SF	Jr	6'0"	3/03 @	Rincon/Uni	W 87-61
14	Hector Ballesteros	SG, SF	Sr	6'0"	3/04 vs	Cienega	W 80-52
23	Wally Donalbain	PF	Sr	6'2"	3/05 vs	Des. View	W 65-49
24	Jake Smith	PG, SF	Jr	6'1"	3/05 vs	Wldn Grove	W 65-35
40	Christian Gouchie	PF, C	Sr	6'3"	3/11 vs	Sun. Mtn	
42	Noah Roy	SF, PF	Sr				



The AIA requests that you model good sportsmanship by refraining from derogatory cheers, chants, or behavior toward students, coaches, officials, or other spectators. Speak out if you see inappropriate behavior by immediately notifying event management staff. Together, we can provide a safe and respectful environment for all.



Millennium
Tigers

AZPREPS365

Photo not Provided

Alignment 5A Desert West

Region 8-0

Standings #1

Conference 9-4

Rank #13

Overall 10-6

No.	Name	Pos.	Yr.	Date	Opponent	Result
0	AJ Marsh		Fr	1/21 @	C. Shadows	L 53-73
1	Reggie Orr		Jr	1/22 @	Verrado	W 60-39
2	Javion Bolden		Jr	1/26 @	Lk Havasu	W 89-21
3	Christian Holly		Fr	1/29 vs	Canyon View	W 80-62
4	Lawren Mitchell		Jr	2/02 @	Agua Fria	W 71-23
5	Jonah Jones		So	2/09 vs	Verrado	W 62-54
11	Coleman Fields		Sr	2/10 @	Centennial	L 53-68
12	Kellen Jones		So	2/12 vs	O'Connor	L 45-60
14	Isaac Hymes		So	2/16 @	Ironwood	L 72-79
15	Donovan Franks		Fr	2/17 vs	Vall Vista	W 69-53
23	Gabe Pickens		Fr	2/19 vs	Sun. Mtn	W 72-66
34	Demarco Thomas		Jr	2/25 vs	Sunnyslope	L 52-56
				2/26 @	Gilbert	L 47-53
				3/02 vs	Lk Havasu	W 92-21
				3/04 @	Canyon View	W 76-43
				3/05 vs	Agua Fria	W 92-35
				3/11 @	Gilbert	



The AIA requests that you model good sportsmanship by refraining from derogatory cheers, chants, or behavior toward students, coaches, officials, or other spectators. Speak out if you see inappropriate behavior by immediately notifying event management staff. Together, we can provide a safe and respectful environment for all.



Gilbert
Tiger

AZPREPS365

Photo not Provided

Alignment 5A San Tan

Region 8-0

Standings #1

Conference 12-2

Rank #4

Overall 14-3

No.	Name	Pos.	Yr.	Ht.	Date	Opponent	Result
0	Trey Hollis	G	Jr	6'2"	1/20 @	Centennial	L 45-51
1	Landon LaMancusa	PG	Jr	6'1"	1/22 vs	Casteel	W 55-27
2	Elijah Johnson	G	Jr	5'10"	1/26 vs	Higley	W 70-40
3	Karter Doucette	F	Sr	6'3"	1/27 vs	Mesa	W 49-29
4	Tampa Scott	PG	Sr	5'11"	1/29 @	Campo Ver.	W 74-72
5	Shade Kerr	W	Jr	6'4"	2/02 vs	Wms. Field	W 63-51
10	Kyle Hogan	C	Sr	6'7"	2/05 @	Highland	L 59-62
11	Ramy Adham	F	Sr	6'0"	2/09 @	Casteel	W 52-45
15	KJ Perry	G	So	6'1"	2/11 vs	Horizon	W 68-44
20	Carter Korab	W	Sr	6'6"	2/12 @	Ironwood	W 66-57
21	Beau Whatcott	F	Jr	6'3"	2/15 vs	Corona Sol	W 62-53
22	Carson Holm	F	Sr	6'3"	2/16 @	Apollo	L 53-59
23	Nikko Pentelute	G	Jr	6'1"	2/23 @	Des. Mtn	W 68-62
24	Jayden Bayfield	F	Jr	6'4"	2/26 vs	Millennium	W 53-47
32	Reed Shuey	F	Jr	6'6"	3/02 @	Higley	W 78-69
33	Tyler Lubash	G	Jr	6'0"	3/04 vs	Campo Ver.	W 58-57
					3/05 @	Wms. Field	W 55-42
					3/11 vs	Millennium	



The AIA requests that you model good sportsmanship by refraining from derogatory cheers, chants, or behavior toward students, coaches, officials, or other spectators. Speak out if you see inappropriate behavior by immediately notifying event management staff. Together, we can provide a safe and respectful environment for all.



Apollo
Hawks

AZPREPS365

Photo not Provided

Alignment 5A Northwest

Region 4-6

Standings #4

Conference 6-8

Rank #14

Overall 7-10

No.	Name	Pos.	Yr.	Ht.	Date	Opponent	Result
0	Bobby Holcomb	G	So	6'0"	1/19 @	Ironwood	L 60-88
1	Nolan Parker	G	Jr	5'9"	1/22 @	Gila Ridge	L 60-64
3	Lashy Perez	G	So	6'2"	1/26 vs	Centennial	L 54-79
4	Jalen Williams	G	Sr	5'9"	1/29 @	Sun. Mtn	L 51-69
10	Elijah Young	G	Sr	6'0"	2/02 @	Kellis	W 77-46
11	Bryan Saiz	G	Jr	5'9"	2/04 vs	Westwood	W 77-35
15	Corey Weathersby	W, P	Jr	6'3"	2/08 vs	Sunnyslope	L 53-58
20	Johnneil Sumpter	W	Jr	6'1"	2/09 vs	Gila Ridge	W 71-64
21	Ahamed Mohamed	G	Jr	6'0"	2/10 @	C. Shadows	L 50-55
23	Jordan Bombolis	G	Sr	6'0"	2/11 vs	Ironwood	L 57-62
24	Joshon Person	W	Jr	6'0"	2/16 vs	Gilbert	W 59-53
					2/19 vs	Higley	W 66-64
					2/23 @	Liberty	L 83-88
					2/26 @	Wms. Field	L 40-54
					3/02 @	Centennial	L 55-66
					3/04 vs	Sun. Mtn	W 64-57
					3/05 vs	Kellis	W 87-37
					3/11 @	Ironwood	



The AIA requests that you model good sportsmanship by refraining from derogatory cheers, chants, or behavior toward students, coaches, officials, or other spectators. Speak out if you see inappropriate behavior by immediately notifying event management staff. Together, we can provide a safe and respectful environment for all.



Ironwood
Eagles

AZPREPS365

Photo not Provided

Alignment 5A Northwest

Region 9-1

Standings #2

Conference 13-2

Rank #3

Overall 16-2

No.	Name	Pos.	Yr.	Ht.	Date	Opponent	Result
1	Jamaal Dean		So	5'8"	1/19	vs Apollo	W 88-60
2	Adonis Thomas	SG	So	6'3"	1/22	vs Centennial	W 71-66
3	DeOtis Nunn	PG	Jr	6'0"	1/25	vs Pinnacle	W 95-74
5	Jake Levin	PG	Jr	5'10"	1/26	@ Kellis	W 84-38
10	Bailon Black	PG	Sr	6'4"	2/11	@ Apollo	W 62-57
12	Jordan Kuac	PF	So	6'5"	2/12	vs Gilbert	L 57-66
14	Connor Oless	SF, PF	Sr	6'0"	2/16	vs Millennium	W 79-72
20	Ringo Aguek	SG	Jr	6'6"	2/18	@ Peoria	W 55-48
21	Jordan Jones	PG, SG	So	6'0"	2/19	vs Sha. Ridge	W 76-45
23	Alex Elam	PG	Sr	6'1"	2/20	@ Centennial	L 49-78
24	Nael Al-Masri	SG	So	6'3"	2/23	@ N. Canyon	W 68-49
30	JJ White	PG, SG	Sr	6'3"	2/24	@ Canyon View	W 72-43
31	Hunter Forsberg	SF	Jr	6'0"	2/26	vs Arcadia	W 59-43
32	Julius Williams	PF	So	6'4"	2/27	vs Gila Ridge	W 71-55
33	Steinar Christianson	PF, SF	Sr	6'5"	3/01	vs Sun. Mtn	W 72-55
					3/02	vs Kellis	W 75-53
					3/04	@ Gila Ridge	W 63-55
					3/05	@ Sun. Mtn	W 54-52
					3/11	vs Apollo	



The AIA requests that you model good sportsmanship by refraining from derogatory cheers, chants, or behavior toward students, coaches, officials, or other spectators. Speak out if you see inappropriate behavior by immediately notifying event management staff. Together, we can provide a safe and respectful environment for all.



Arcadia
Titans

AZPREPS365



Alignment 5A Northeast Valley

Region 6-4

Standings #3

Conference 9-6

Rank #11

Overall 9-7

No.	Name	Pos.	Yr.	Ht.	Date	Opponent	Result
1	Max Majerle	G, SF	Sr	6'4"	1/19	vs PV	W 64-48
2	Luke Traynor	G, PG	Jr	6'0"	1/20	vs Campo Ver.	W 69-63
3	Kieran Carr	PG, SG	Sr	6'2"	1/22	@ McClintock	W 70-61
5	Nate Parras	PF, P	So	6'6"	1/26	@ Horizon	W 85-81
10	Maverick Cavanaugh	SG, G	Sr	6'0"	1/27	vs Wms. Field	L 61-65
14	Tyler Rosenfeld	SF, SG	Jr	6'2"	1/29	vs Des. Mtn	L 63-75
20	Brandon Austin	PG	Jr	6'0"	2/02	@ C. Shadows	L 58-61
22	Trey Brown		Sr	6'3"	2/05	@ PV	W 70-51
23	Ethan Faas	F, PF	So	6'4"	2/19	@ Canyon View	W 58-53
24	James Poplawski	PF, F	Jr	6'1"	2/20	vs McClintock	L 48-64
33	Rashid Smith	PG, G	Sr	6'0"	2/23	vs St. Mary's	L 56-82
34	Will Lozevski	F, PF	Jr	6'0"	2/26	@ Ironwood	L 43-59
					3/01	vs Washington	W 60-42
					3/02	vs Horizon	W 78-68
					3/04	@ Des. Mtn	L 59-62
					3/05	vs C. Shadows	W 85-71
					3/11	@ Des. Mtn	



The AIA requests that you model good sportsmanship by refraining from derogatory cheers, chants, or behavior toward students, coaches, officials, or other spectators. Speak out if you see inappropriate behavior by immediately notifying event management staff. Together, we can provide a safe and respectful environment for all.



Desert Mountain

Wolves



Photo not Provided

Alignment 5A Northeast Valley

Region 7-3

Standings #2

Conference 10-5

Rank #6

Overall 12-6

No.	Name	Pos.	Yr.	Ht.	Date	Opponent	Result
	Clayton Martin	PF	Sr		1/19	vs Horizon	W 65-54
2	Evan Burke	PG	Sr		1/21	@ Chaparral	W 50-45
3	Tony Elliott	PG, SG	Sr	6'1"	1/22	@ PV	L 55-68
5	Carson Biggs	SG	Sr		1/26	vs C. Shadows	W 52-51
10	Kaleb Bouey	SG	Sr	6'0"	1/29	@ Arcadia	W 75-63
12	Jacob Herbert	SF, SG	Jr	6'1"	2/02	vs McClintock	W 81-49
20	Zach Anderson	SG	So	6'1"	2/05	@ Horizon	W 76-73
21	Connor Gale	PF	Sr		2/09	vs PV	L 54-60
22	Will Dubuc	PF	Jr		2/10	vs Kellis	W 71-34
23	Easton Reagan	PG	Jr		2/12	@ Sun. Mtn	W 63-57
24	Kamren Wood	SF	Jr		2/16	@ CFoothills	L 67-75
25	Jake Hahn	SG	Sr		2/18	vs Casteel	W 67-63
32	Ryan Ginsberg	PG	So	6'1"	2/23	vs Gilbert	L 62-68
33	Tyler Cardello	PF	Jr	6'2"	2/25	@ T-bird	W 57-36
34	Chris Washkevich	SF	So	6'1"	2/27	@ Brophy	L 47-57
44	Aidan Howell	C	Sr		3/02	@ C. Shadows	L 58-71
					3/04	vs Arcadia	W 62-59
					3/05	@ McClintock	W 54-52
					3/11	vs Arcadia	



The AIA requests that you model good sportsmanship by refraining from derogatory cheers, chants, or behavior toward students, coaches, officials, or other spectators. Speak out if you see inappropriate behavior by immediately notifying event management staff. Together, we can provide a safe and respectful environment for all.



Willow Canyon
Wildcats

AZPREPS365



Alignment 5A Central

Region 7-1

Standings #1

Conference 10-1

Rank #10

Overall 14-2

No.	Name	Pos.	Yr.	Ht.	Date	Opponent	Result
	Unnamed Player		Jr		1/18 @	San Luis	W 108-14
1	Pike Tancil	G, W	Jr	6'2"	1/22 @	Washington	W 63-33
2	Xavier Vaughn	G	Jr	6'0"	1/26 vs	N. Canyon	L 58-63
3	Allan Escobar	G	Sr	6'0"	1/29 @	Independ.	W 100-35
5	Kainoa Tabios	G	Sr	5'10"	2/02 vs	Glendale	W 97-44
10	David Bright	G, W	Jr	6'3"	2/04 vs	Goldwater	W 75-63
11	Bryce Hanson	G	Jr	6'2"	2/05 @	Vall Vista	L 47-70
12	JayJuan Gould	G	So	6'0"	2/09 vs	Washington	W 77-33
20	Anthony Wheatley	G, W	Jr	5'10"	2/12 @	Kellis	W 87-50
22	Julian Taylor	W, C	Sr	6'5"	2/16 vs	C. Shadows	W 61-59
23	Darius Johnson	F, W	Jr	6'5"	2/17 @	Canyon View	W 77-63
30	Aidan Carino	G	So	6'0"	2/19 @	N. Canyon	W 51-40
44	Nick Barnes	G, W	So	6'3"	2/23 vs	Sha. Ridge	W 77-60
					3/02 @	Glendale	W 83-53
					3/03 vs	Dysart	W 75-72
					3/04 vs	Independ.	W 95-37
					3/11 @	Nogales	




The AIA requests that you model good sportsmanship by refraining from derogatory cheers, chants, or behavior toward students, coaches, officials, or other spectators. Speak out if you see inappropriate behavior by immediately notifying event management staff. Together, we can provide a safe and respectful environment for all.



Nogales Apaches

AZPREPS365



Alignment 5A Southern

Region 7-1

Standings #1

Conference 7-2

Rank #7

Overall 11-4

No.	Name	Pos.	Yr.	Ht.	Date	Opponent	Result
00	Peter Rodriguez	C	Sr	6'3"	1/28 @	Sunnyside	W 55-34
11	Juan Cervantes	G, PG	Sr	5'9"	2/02 vs	Salpointe	L 41-77
13	Eduardo Herrera	G, PG	Sr	5'11"	2/05 vs	Cienega	W 77-50
14	Javier Padilla	F	Sr	6'2"	2/08 vs	Tucson	W 67-58
21	Sebastian Montijo	F	Sr	6'1"	2/09 vs	Wldn Grove	W 75-49
23	Edgardo Zubiato	G	Jr	6'1"	2/12 vs	Sunnyside	W 77-71
24	Fernando Valenzuela	G	Jr	6'0"	2/16 @	Des. View	W 69-63
25	Francisco Cabrera	C	Jr	6'3"	2/18 vs	Rio Rico	W 63-41
30	Luis Avila	F, G	Jr	6'3"	2/19 vs	Buena	W 51-41
33	Steven Legleu	G, PG	Sr	6'3"	2/23 @	Rincon/Uni	W 64-58
53	Marcel Ortiz	C	Sr	6'4"	2/24 @	Cienega	W 67-58
					2/25 @	Buena	L 56-79
					3/02 @	Salpointe	L 36-43
					3/04 vs	Des. View	W 73-46
					3/05 @	CFoothills	L 49-70
					3/11 vs	Wil Canyon	



The AIA requests that you model good sportsmanship by refraining from derogatory cheers, chants, or behavior toward students, coaches, officials, or other spectators. Speak out if you see inappropriate behavior by immediately notifying event management staff. Together, we can provide a safe and respectful environment for all.



McClintock
Chargers

AZPREPS365

Photo not Provided

Alignment 5A Northeast Valley

Region 5-5

Standings #4

Conference 6-7

Rank #15

Overall 10-7

No.	Name	Pos.	Yr.	Ht.	Date	Opponent	Result
1	Davion Butler	PG	So	5'8"	1/19 @	C. Shadows	L 65-66
2	Erenzo Scroggins	SF	So	6'4"	1/21 vs	Wms. Field	L 60-72
3	Dominic Standish	SF	Jr		1/22 vs	Arcadia	L 61-70
3	Dominic Standish	SF	Jr	5'11"	1/26 @	PV	W 59-57
4	Jacoby Brown	SG	So	6'1"	1/29 vs	Horizon	W 66-52
5	Javier Bermudez	SF	Jr	6'2"	2/02 @	Des. Mtn	L 49-81
10	Gabriel Emerson	C	Fr	6'6"	2/05 vs	C. Shadows	L 46-60
11	Darius Ward	SG	Sr	5'11"	2/10 @	Tempe	W 61-49
12	Keanu Shelton	C	Jr	6'6"	2/11 vs	Verrado	W 71-49
15	Desean Strong	C	Jr	6'6"	2/18 @	Saguaro	W 76-61
23	Jaylen Wesley	PF	Jr	6'4"	2/20 @	Arcadia	W 64-48
24	Pascal Volz	PG	Jr	6'1"	2/23 @	T-bird	W 87-77
					2/25 @	Marcos	W 74-43
					2/26 @	Campo Ver.	L 57-62
					3/02 vs	PV	W 66-50
					3/04 @	Horizon	W 83-62
					3/05 vs	Des. Mtn	L 52-54
					3/11 @	CFoothills	



The AIA requests that you model good sportsmanship by refraining from derogatory cheers, chants, or behavior toward students, coaches, officials, or other spectators. Speak out if you see inappropriate behavior by immediately notifying event management staff. Together, we can provide a safe and respectful environment for all.



Catalina Foothills

Falcons



Photo not Provided

Alignment 5A Sonoran

Region 9-0

Standings #1

Conference 11-0

Rank #2

Overall 15-1

No.	Name	Pos.	Yr.	Date	Opponent	Result
3	Trace Comeau		Sr	2/03	vs Casa Gr.	W 83-30
5	Carson Peabody		Sr	2/05	vs Iron Ridge	W 69-39
10	Marcos Orozco		Sr	2/09	vs Sabino	W 67-40
11	Luis Burrel		Sr	2/10	@ Canyon Oro	W 61-21
12	Cody Blumenthal		Sr	2/12	vs MTV-Marana	W 72-34
21	Dylan Hadley		Jr	2/15	@ Tucson	W 60-52
23	Carson Furrier		Sr	2/16	vs Des. Mtn	W 75-67
32	Ben Pinckney		Sr	2/17	@ Marana	W 75-53
33	Will Menaugh		Sr	2/20	vs St. Mary's	L 46-48
44	Fletcher Redondo		Sr	2/22	vs Flow Wells	W 69-46
				2/23	@ MTV-Marana	W 56-26
				2/25	@ Iron Ridge	W 62-33
				3/01	vs Salpointe	W 50-45
				3/02	@ Flow Wells	W 59-31
				3/04	vs Casa Gr.	W 75-40
				3/05	vs Nogales	W 70-49
				3/11	vs McClintock	



The AIA requests that you model good sportsmanship by refraining from derogatory cheers, chants, or behavior toward students, coaches, officials, or other spectators. Speak out if you see inappropriate behavior by immediately notifying event management staff. Together, we can provide a safe and respectful environment for all.



Eastbay

AIA

Follow Eastbay on all social media platforms for access to bonus content and the hottest drops of the season.



@Eastbay



@officialeastbay



**FEEL.
BELIEVE.**



THE BEST-SELLING BALL IN THE COUNTRY.
THE BEST FEEL IN THE GAME.
WILSON EVOLUTION.



2021 AIA Boys Basketball 4A State Championship



Round 1
March 10

Quarterfinals
March 13

Semifinals
March 18

Final
March 20

G1: 3/10, 7pm St. Mary's HS

#16 Notre Dame Prep
#1 St. Mary's

G2: 3/10, 7pm Estrella Foothills HS

#9 Bradshaw Mountain
#8 Estrella Foothills

G3: 3/10, 7pm Pueblo Magnet HS

#12 Mesquite
#5 Pueblo Magnet

G4: 3/10, 7pm Coconino HS

#13 Prescott
#4 Coconino

G5: 3/10, 7pm Paradise Honors HS

#14 Saguario
#3 Paradise Honors

G6: 3/10, 7pm Desert Edge HS

#11 Tempe
#6 Desert Edge

G7: 3/10, 7pm Deer Valley HS

#10 Sahuaro
#7 Deer Valley

G8: 3/10, 7pm Salpointe Catholic HS

#15 Dysart
#2 Salpointe Catholic

G9: 3/13, 7pm @ High Seed

G10: 3/13, 7pm @ High Seed

G11: 3/13, 7pm @ High Seed

G12: 3/13, 7pm @ High Seed

G13: 3/18, 7pm @ High Seed

G14: 3/18, 7pm @ High Seed

G15: 3/20, 2:30pm St. John Paul II Cat...

The bottom team in the matchup is the home team.

Dates, times and locations subject to change.

ST. MARY'S MAKES THE JUMP TO TOP SEED

TROPHY STILL BELONGS TO SALPOINTE CATHOLIC FOR NOW

by Andy Morales, AZPreps365

Some big changes in the 4A playoffs this year, starting with the top seed from last year out of the playoffs this year. Peoria went into the state playoffs last year with an 18-0 record but ultimately lost to No. 2 Salpointe 54-48 in overtime in the championship game. Injuries and COVID restrictions dropped the Panthers to 6-12 and out of the playoffs at No. 19. The team lost its last three games and six of the last seven to fall out of contention.

This year, the conference committees made the 4A playoffs a straight 16-team state bracket without a conference play-in tournament that would have taken in eight more teams. As it stands now, all 16 teams have a Power Rating of at least 1.3 and the teams that did not make it failed to reach close to that mark. Salpointe remains No. 2 this year behind top-seeded St. Mary's but Catalina Foothills moved up to the 5A Conference where the Falcons enjoy a No. 2 seed at 15-1.

Let's take a look at the top seeds entering the state playoffs:

No. 1 St. Mary's (16-1) vs. No. 16 Notre Dame Prep (9-7)

The Knights improved from a 4-seed last year to the top team this year with the one loss coming at home against 6A opponent Sunnyslope. St. Mary's went 8-0 to easily win the Skyline Region and the program is in a good spot ranking wise to try to improve on the semifinal finish from last year. The Knights have only three on the roster including Keiren Brown. Brown scored 31 points in the semifinal loss last year. Fr. Anthony Batson leads the Saints with 12.8 points a game. Notre Dame was in the 5A Conference last year and did not make the state playoffs.

No. 2 Salpointe (16-2) vs. No. 15 Dysart (10-6)

The Lancers won the 4A title last year from the No. 2 spot and that ranking guarantees a home game for the semifinals if the team keeps winning. Salpointe suffered two losses, 6A Sunnyslope and 5A Catalina Foothills, but won the Kino Region going away. Sr. G Brady Ramon is scoring 14.7 points a game for the Lancers. Dysart made the state playoffs last year via a play-in victory and the Demons are led by Sr. F Daryian Matthews at 18.8 points a game.

No. 3 Paradise Honors (17-2) vs. No. 14 Saguaro (14-5)

The Panthers moved up from the 3A Conference last year where the team lost in the quarterfinal round. This year, the Panthers have a 55-54 loss to Sunnyslope and a 78-67 loss at St. Mary's on their record. Jr. G Blessing Nwotite leads the Panthers with 13.5 points per game. Sr. Wyatt Bell (12.6) and Sr. Jalen Scott (12.3) are also a force. The Sabercats went 7-1 to win the Desert Sky after finishing ranked No. 32 last year. Sr. G Caleb Simpson is scoring 13.9 points a game for Saguaro.

No. 4 Coconino (14-1) vs. No. 13 Prescott (10-6)

The Panthers lost in the first round of the state playoffs last year but their one loss this year was to region foe Bradshaw Mountain in February. Coconino turned around and defeated the Bears a week later to avenge that loss. Coconino beat Prescott twice this year. Sr. PG Preston Olney leads Coconino with 15.8 points a game. Prescott did not make the state playoffs last year but the program secured a spot this year with Jr. Jason Parent scoring 17.3 points an outing.

No. 5 Pueblo (13-2) vs. No. 12 Mesquite (11-4)

The Warriors haven't played in the playoffs since 2016 but the program jumped all the way in this year with only two losses. Pueblo lost at home to Salpointe in February and at Salpointe on March 5. Beyond that, it's been clear sailing for the Warriors thanks to the playoff So. PG Armari Carraway and his 21.3 points a game. The Wildcats were ranked No. 6 last year but the team ran into Catalina Foothills in the quarterfinal round. Mesquite started the season out 1-4 this year but 10 straight victories has the program traveling to Tucson. SO. G Cohen Gonzales has 21.5 points per game.

No. 6 Desert Edge (13-3) vs. No. 11 Tempe (12-5)

The Scorpions lost in the first round last year but the team went 9-1 to win the West Valley Region. Sr. W Shay Cain has 16.8 points a game for Desert Edge. The Buffaloes did not make the state playoffs last year but the team went 7-2 down the stretch to get in this year with Jr. F KB Hayes scoring 12.7 points a game.

No. 7 Deer Valley (13-2) vs. No. 10 Sahuaro (12-5)

The Skyhawks lost in the quarterfinals last year but the team won their first nine games this year to put the program right back in contention and a home game against Tucson Sahuaro. The Cougars lost in the play-in round last year and the program ended this season with a 2-3 record but hope to rebound with Sr. F Rene Gallegos leading the way with 17.6 points a game.

No. 8 Estrella Foothills (12-3) vs. No. 9 Bradshaw Mountain (14-3)

The Wolves earned a home game this year after missing the playoffs last year at No. 33. So. F Noah Amenhauser leads the team with 15.1 points an outing. The Bears lost in the first round last year after winning a play-in game. This year, the team won the Grand Canyon Region with Sr. G Carter John (17.4) leading the way.



Salpointe's Brady Ramon (23) and Tommy Irish (0) hope to recapture last year's magic in the postseason. (Andy Morales photo/AZPreps365)



Notre Dame Prep

Saints



Alignment 4A West Valley

Region 4-6

Standings #4

Conference 9-7

Rank #16

Overall 9-7

No.	Name	Pos.	Yr.	Ht.	Date	Opponent	Result
2	Brandon Nacario		Jr	6'0"	1/19 @	Peoria	L 34-71
4	Ben Stafford		Sr	6'0"	1/22 @	Des. Edge	L 63-65
5	Turner Symancyk	PG, SG	Sr	5'11"	1/26 vs	Cactus	W 66-59
10	Connor Mcneill		Sr	6'1"	1/28 vs	Marcos	W 61-53
11	Tyler Kolar		Sr	6'1"	1/29 @	Goldwater	W 49-43
12	Andrew Fitzgerald		Sr	6'1"	2/02 @	Deer Vall	L 56-65
14	Drake Grawer		Jr	6'1"	2/05 vs	Peoria	L 75-83
15	Ian Clay		Jr	6'2"	2/09 vs	Des. Edge	L 54-71
22	Anthony Batson, Jr.		Fr	6'2"	2/10 vs	T-bird	W 57-40
23	Brice Martin		Jr	6'3"	2/16 @	Cortez	W 74-40
25	Carsen Mackey		Jr	6'2"	2/19 vs	Seton	W 61-45
					2/20 vs	Saguaro	W 74-37
					2/23 @	ALA - QC	L 50-59
					2/26 @	Cactus	W 54-43
					3/02 vs	Goldwater	W 47-38
					3/05 vs	Deer Vall	L 60-72
					3/10 @	St. Mary's	



The AIA requests that you model good sportsmanship by refraining from derogatory cheers, chants, or behavior toward students, coaches, officials, or other spectators. Speak out if you see inappropriate behavior by immediately notifying event management staff. Together, we can provide a safe and respectful environment for all.



St. Mary's
Knights

AZPREPS365

Photo not Provided

Alignment 4A Skyline

Region 8-0

Standings #1

Conference 12-0

Rank #1

Overall 16-1

No.	Name	Pos.	Yr.	Ht.	Date	Opponent	Result
1	Keiren Brown	G	Sr	6'3"	1/19 @	T-bird	W 80-46
2	Garrison Phelps	G	Jr	6'5"	1/20 vs	Sunnyslope	L 51-59
4	Styles Phipps	G	Fr	6'1"	1/27 @	Brophy	W 59-54
5	Jacob Estrella	G	Jr	6'1"	1/29 @	Shad. Mtn	W 78-46
10	Jason Fontenet	G	So	6'4"	2/02 @	Tempe	W 83-58
15	Seydou Tamboura	F	So	6'7"	2/04 vs	Peoria	W 57-37
20	Isaac Mendoza	G	Sr	6'2"	2/09 @	Moon Vall	W 69-35
30	Foune Doucoure	F	Jr	6'8"	2/12 vs	Mohave	W 95-24
33	Brendan Lillis	F	Sr	6'4"	2/13 vs	Moon Vall	W 81-36
35	Jeremiah Cherry	F	Jr	6'10"	2/16 @	Greenway	W 89-41
					2/18 vs	Prd. Honor	W 78-67
					2/20 @	CFootHills	W 48-46
					2/23 @	Arcadia	W 82-56
					2/25 vs	Mtn Pointe	W 70-40
					2/26 vs	Greenway	W 97-30
					3/03 @	Prescott	W 92-55
					3/05 vs	Tempe	W 69-60
					3/10 vs	ND Prep	



The AIA requests that you model good sportsmanship by refraining from derogatory cheers, chants, or behavior toward students, coaches, officials, or other spectators. Speak out if you see inappropriate behavior by immediately notifying event management staff. Together, we can provide a safe and respectful environment for all.



Bradshaw Mountain

Bears



Photo not Provided

Alignment 4A Grand Canyon

Region 11-1

Standings #1

Conference 13-3

Rank #9

Overall 14-3

No.	Name	Pos.	Yr.	Ht.	Date	Opponent	Result
2	Josue Luna	G	Jr	5'8"	1/19	vs Prescott	W 67-50
3	Anthony Folkestad	G	Sr	5'8"	1/27	vs Moon Vall	L 38-39
4	Carter John	G	Sr	6'0"	2/02	@ Flagstaff	W 49-41
5	Tyler Stegall	G	Sr	6'0"	2/04	@ Mingus Un	W 50-48
10	Ben Wilder	G, SF	So	6'4"	2/05	@ L Williams	W 58-41
12	David Savage		Sr	5'7"	2/06	vs Chino Vall	W 55-17
14	Nick Summit	F	Jr	6'2"	2/09	vs Mohave	W 64-34
20	Malakai Stephenson	F	So	6'0"	2/11	vs Mingus Un	W 54-33
23	James Houlihan	G	Jr	5'10"	2/15	@ Des. Edge	L 48-68
24	Blair Hillig	G, F	Sr	6'0"	2/16	vs L Williams	W 45-30
32	Francisco Valentin	F	Jr	6'0"	2/19	vs Coronado	W 68-41
35	Nathan Summit	F, C	Sr	6'8"	2/23	vs Flagstaff	W 59-34
					2/24	@ Cactus	W 54-42
					2/26	@ Coconino	W 55-49
					3/02	@ Prescott	W 51-47
					3/04	vs Coconino	L 35-36
					3/05	@ Mohave	W 61-32
					3/10	@ EFoothills	



The AIA requests that you model good sportsmanship by refraining from derogatory cheers, chants, or behavior toward students, coaches, officials, or other spectators. Speak out if you see inappropriate behavior by immediately notifying event management staff. Together, we can provide a safe and respectful environment for all.



Estrella Foothills

Wolves



Photo not Provided

Alignment 4A Southwest

Region 8-2

Standings #2

Conference 12-3

Rank #8

Overall 12-3

No.	Name	Pos.	Yr.	Ht.	Date	Opponent	Result
10	Seve Moreno	PG, G	Jr	5'5"	1/19	vs Buckeye	W 62-49
12	Ty Perry	G	Sr	5'11"	1/20	vs Mesquite	W 56-55
14	Johny Olmsted	PG, G	Jr	6'3"	1/22	vs Dysart	W 58-47
20	Quinlan Popham	PF, G	Sr	6'3"	1/26	vs Yuma	W 70-32
22	Paul Benson	G, PG	Jr	6'0"	2/09	@ Dysart	W 50-41
24	Wesley Gutwein	G	Sr	6'3"	2/11	@ Moon Vall	L 49-56
30	Andre Bourgeix	G	Jr	6'3"	2/13	@ Vista Gr.	W 61-27
32	Cooper Harris	G	Jr	6'1"	2/16	vs Des. Edge	W 66-60
34	Max Mckelvey	F	Jr	6'7"	2/17	@ Buckeye	W 62-54
40	Cooper Vanderhei	F	So	6'5"	2/20	vs Youngker	W 62-28
42	Kristopher Nickel	G	Jr	5'11"	2/25	@ ALA - QC	W 44-41
44	Jacob Harding	F	Jr	6'8"	2/26	@ Yuma	W 90-33
50	Noah Amenhauser	SF	So	6'11"	3/01	@ Prd. Honor	L 44-51
54	Dorian Brown	G	So	5'11"	3/02	@ Youngker	W 61-35
					3/05	vs Prd. Honor	L 35-52
					3/10	vs Brad Mtn	



The AIA requests that you model good sportsmanship by refraining from derogatory cheers, chants, or behavior toward students, coaches, officials, or other spectators. Speak out if you see inappropriate behavior by immediately notifying event management staff. Together, we can provide a safe and respectful environment for all.



Mesquite
Wildcats

AZPREPS365

Photo not Provided

Alignment 4A Desert Sky

Region 6-2

Standings #2

Conference 11-3

Rank #12

Overall 11-4

No.	Name	Pos.	Yr.	Ht.	Date	Opponent	Result
1	Nate Calmese	G	Jr	6'2"	1/20 @	EFoothills	L 55-56
2	Eric Lira	G	Sr	5'11"	1/22 vs	ALA - QC	L 51-52
3	Tre Cushenberry	G	Jr	6'2"	1/26 vs	Marcos	W 69-37
4	Nick Rogers	G	Jr	5'11"	1/29 @	Saguaro	L 56-59
5	Matt Herberger	W	Sr	6'3"	2/04 @	Wms. Field	L 61-65
10	Maurice Lakes	G	So	5'11"	2/09 @	ALA - QC	W 64-46
11	Jacob Roberts	P	Jr	6'3"	2/10 vs	Shad. Mtn	W 74-56
12	Tyler Bell	W	Sr	6'3"	2/11 @	Combs	W 70-53
15	Michael Eckert	W	Jr	6'0"	2/16 @	Moon Vall	W 57-36
22	Elijah Foster	G	Jr	6'0"	2/19 vs	Prescott	W 67-55
23	CohenJ Gonzales	G	So	5'7"	2/22 @	Seton	W 65-62
24	Jaylen Wollangk	G	Fr	5'11"	2/23 @	Buckeye	W 68-43
32	Drew Owens	P	Jr	6'5"	2/26 @	Marcos	W 55-47
					3/02 vs	Saguaro	W 79-52
					3/04 vs	Seton	W 63-36
					3/10 @	Pueblo	



The AIA requests that you model good sportsmanship by refraining from derogatory cheers, chants, or behavior toward students, coaches, officials, or other spectators. Speak out if you see inappropriate behavior by immediately notifying event management staff. Together, we can provide a safe and respectful environment for all.



Pueblo Magnet

Warriors



Photo not Provided

Alignment 4A Kino

Region 5-2

Standings #2

Conference 10-2

Rank #5

Overall 13-2

No.	Name	Pos.	Yr.	Ht.	Date	Opponent	Result
0	Diego Ramirez	F, W	So	6'3"	1/26 @	Sahuaro	W 66-32
1	Zach Morgan	C, PF	Jr	6'11"	2/02 vs	Sahuarita	W 84-27
2	Isaiah Hill	PG, G	Fr	5'8"	2/03 vs	Palo Verde	W 65-37
3	Armari Carraway	PG, SG	So	5'10"	2/08 vs	Salpointe	L 44-67
4	Edgardo Arias	PG, G	Sr	5'7"	2/11 vs	Vista Gr.	W 77-61
5	Christian Rodriguez	G, W	Sr	6'0"	2/12 @	Wldn Grove	W 80-33
10	Marcus Coleman	PG, W	Jr	6'0"	2/15 vs	Cholla	W 63-55
12	Jacob Vega	F, C	Sr	6'2"	2/17 @	Combs	W 70-46
15	Victor Rodriguez	PG, W	Jr	6'0"	2/18 @	Flow Wells	W 70-32
30	William Santos	F, W	Jr	6'3"	2/20 @	Des. View	W 65-51
35	Andrei Madero	PG, W	Sr	5'9"	2/23 @	Amphi	W 56-43
					2/24 @	Canyon Oro	W 60-50
					3/02 @	Cholla	W 68-43
					3/03 @	Salpointe	L 38-56
					3/05 vs	Sahuaro	W 56-54
					3/10 vs	Mesquite	



The AIA requests that you model good sportsmanship by refraining from derogatory cheers, chants, or behavior toward students, coaches, officials, or other spectators. Speak out if you see inappropriate behavior by immediately notifying event management staff. Together, we can provide a safe and respectful environment for all.



Prescott
Badgers

AZPREPS365



Alignment 4A Grand Canyon

Region 8-4

Standings #3

Conference 10-6

Rank #13

Overall 10-6

No.	Name	Pos.	Yr.	Ht.	Date	Opponent	Result
1	Benjamin Black	PG	Sr	5'5"	1/19 @	Brad Mtn	L 50-67
2	Logan Jex		Jr	5'9"	1/22 @	Mohave	W 72-58
2	Logan Jex		Jr		2/02 @	Mingus Un	W 72-43
3	Milap Owens	PG	Sr	5'11"	2/05 vs	Flagstaff	W 58-48
4	Jacob Hilton		So	6'2"	2/08 @	L Williams	W 49-42
10	Jonas Carman		Jr	6'5"	2/11 @	Coconino	L 47-50
11	Chandler Weber		Sr	5'10"	2/12 vs	Cactus	W 61-48
12	Jacob Brown				2/15 vs	Mohave	W 72-41
20	Tucker Koning		Sr	6'1"	2/19 @	Mesquite	L 55-67
22	Zach Regalado		Sr	6'0"	2/22 vs	Coconino	L 35-42
23	Jason Parent		Jr	6'4"	2/23 vs	Peoria	W 90-70
24	Parker Jex		Jr	5'9"	2/25 vs	Mingus Un	W 55-25
31	Scooter Schwartz		Jr	6'4"	2/26 @	Flagstaff	W 56-53
					3/02 vs	Brad Mtn	L 47-51
					3/03 vs	St. Mary's	L 55-92
					3/05 vs	L Williams	W 56-36
					3/10 @	Coconino	



The AIA requests that you model good sportsmanship by refraining from derogatory cheers, chants, or behavior toward students, coaches, officials, or other spectators. Speak out if you see inappropriate behavior by immediately notifying event management staff. Together, we can provide a safe and respectful environment for all.



Coconino
Panthers

AZPREPS365

Photo not Provided

Alignment 4A Grand Canyon

Region 10-1

Standings #2

Conference 13-1

Rank #4

Overall 14-1

No.	Name	Pos.	Yr.	Ht.	Date	Opponent	Result
0	Aidan Roig	G	Sr	6'1"	1/22 vs	L Williams	W 50-21
1	Preston Olney	PG	Sr	5'10"	2/02 @	Mohave	W 70-36
2	Amare Tom	SG	Sr	6'0"	2/05 vs	Mingus Un	W 64-44
3	Mitchell Jacobson	SG	Jr	6'0"	2/06 @	L Williams	W 59-30
4	Andy Ruiz	C	Jr	6'3"	2/09 @	Flagstaff	W 56-34
11	Memphis James	G	So	6'2"	2/11 vs	Prescott	W 50-47
13	Mathew Reber	P	Jr	6'4"	2/13 vs	Flagstaff	W 67-37
14	Hayden Nez	PF	Sr	6'1"	2/15 vs	Seton	W 71-39
15	Pierson Watson	PF	So	6'4"	2/16 vs	Peoria	W 70-58
23	Jacob Begay	SG	Sr	5'9"	2/19 @	T-bird	W 52-47
24	Manuel Cardoza	PF	Sr	6'0"	2/22 @	Prescott	W 42-35
44	Jordan Holloway	G	Jr	6'0"	2/26 vs	Brad Mtn	L 49-55
					2/27 vs	Page	W 63-52
					3/02 vs	Mohave	W 78-26
					3/04 @	Brad Mtn	W 36-35
					3/10 vs	Prescott	



The AIA requests that you model good sportsmanship by refraining from derogatory cheers, chants, or behavior toward students, coaches, officials, or other spectators. Speak out if you see inappropriate behavior by immediately notifying event management staff. Together, we can provide a safe and respectful environment for all.



Saguaro
Sabercats

AZPREPS365



Alignment 4A Desert Sky

Region 7-1

Standings #1

Conference 13-4

Rank #14

Overall 14-5

No.	Name	Pos.	Yr.	Ht.
	Brady Hoogendoorn			
0	Caleb Simpson	SG	Sr	
1	Donovan Thomason	SG, G	Sr	5'11"
3	Matt Robles	PG	Sr	6'0"
10	Marcel Pahi		Sr	5'10"
12	Kamden Sekaquaptewa	SG, SF	Sr	6'1"
13	Isaiah Thomas	C	Sr	6'4"
20	Rahmir Ligon		Sr	6'0"
21	Isaiah Harris		Sr	5'9"
22	Anders Mazick	SF	So	6'0"
23	Kyle Onisile		Sr	5'10"
33	Kaveon Irby		Sr	6'6"
34	Tristan Monday	PF	Jr	6'4"

Date	Opponent	Result
1/19	@ Marcos	W 63-56
1/20	@ Mingus Un	W 62-49
1/23	vs Goldwater	W 77-63
1/27	vs Dysart	L 45-65
1/29	vs Mesquite	W 59-56
2/02	@ ALA - QC	W 62-60
2/04	@ N. Canyon	W 61-38
2/10	vs Post Butte	W 70-65
2/16	@ Seton	W 68-57
2/17	@ Vista Gr.	W 53-38
2/18	vs McClintock	L 61-76
2/20	@ ND Prep	L 37-74
2/23	@ Greenway	L 54-57
2/24	vs Combs	W 56-53
2/26	vs Seton	W 56-40
2/27	vs Marcos	W 61-49
3/02	@ Mesquite	L 52-79
3/03	@ L Williams	W 60-37
3/05	vs ALA - QC	W 66-57
3/10	@ Prd. Honor	



The AIA requests that you model good sportsmanship by refraining from derogatory cheers, chants, or behavior toward students, coaches, officials, or other spectators. Speak out if you see inappropriate behavior by immediately notifying event management staff. Together, we can provide a safe and respectful environment for all.



Paradise Honors Panthers

AZPREPS365



Alignment 4A Southwest

Region 10-0

Standings #1

Conference 16-1

Rank #3

Overall 17-2

No.	Name	Pos.	Yr.	Ht.	Date	Opponent	Result
0	Petey Lopez	SG, SF	So	6'2"	1/19	vs Youngker	W 90-50
1	Carl Lobrigo	SG	Sr	6'0"	1/21	vs Shad. Mtn	W 81-26
2	Daniel Navar	G	Jr	6'3"	1/22	vs Yuma	W 96-41
3	Jalen Scott	PG	Sr	6'3"	1/26	vs Buckeye	W 92-35
4	Matthew Henry-harrison	PG, SG	So	5'11"	1/29	@ Dysart	W 72-54
5	Rj Jenkins	PG	Sr	5'8"	2/05	@ Youngker	W 94-47
10	Samuel Chabala	PG, SG	Jr	6'0"	2/06	@ Flagstaff	W 80-46
12	Blessing Nwotite	G	Jr	6'2"	2/08	vs Maricopa	W 71-32
13	Luke Light	F, W	Jr	6'7"	2/10	vs Seton	W 67-24
13	Luke Light	F	Jr	6'7"	2/11	vs Peoria	W 61-52
21	Uche Nsonwu Jr	G	So	6'3"	2/12	@ Sunnyslope	L 54-55
22	Jayson Hunt	SF	Jr	6'6"	2/18	@ St. Mary's	L 67-78
23	River Bell	PF, SF	So	6'5"	2/19	vs Greenway	W 72-42
24	Jason Ernest	PF, C	Jr	6'6"	2/24	vs Des. Edge	W 68-61
25	Wyatt Bell	PG, SG	Sr	6'2"	2/26	@ Buckeye	W 73-53
55	Zander Kamai	SG	So	6'2"	2/27	@ Yuma	W 100-36
					3/01	vs EFoothills	W 51-44
					3/02	vs Dysart	W 79-64
					3/05	@ EFoothills	W 52-35
					3/10	vs Saguario	



The AIA requests that you model good sportsmanship by refraining from derogatory cheers, chants, or behavior toward students, coaches, officials, or other spectators. Speak out if you see inappropriate behavior by immediately notifying event management staff. Together, we can provide a safe and respectful environment for all.



Tempe
Buffaloes

AZPREPS365



Alignment 4A Skyline

Region 7-3

Standings #2

Conference 12-4

Rank #11

Overall 12-5

No.	Name	Pos.	Yr.	Ht.	Date	Opponent	Result
0	Torian Gant	G	Jr	6'3"	1/20	vs Moon Vall	W 57-53
1	Jamey Washington II	G	Jr	5'11"	1/22	@ Shad. Mtn	W 50-41
2	Juno Leggett	F, G	Sr	5'10"	1/27	@ Coronado	W 47-33
3	Rogelio Beltran	G	So	6'0"	2/02	vs St. Mary's	L 58-83
4	Osiris Villalobos	G	Sr	5'6"	2/05	@ Moon Vall	W 50-46
5	Nathan Robinson	SF	Sr	6'4"	2/09	vs Shad. Mtn	W 70-62
10	Michael Cherry	P	Sr	6'4"	2/10	vs McClintock	L 49-61
11	Jalen Harris	F	Jr	6'1"	2/12	@ Deer Vall	L 36-64
14	David Galeana Sanchez	PF	Sr	6'2"	2/16	vs Youngker	W 89-55
15	KB Hayes	F	Jr	6'4"	2/17	@ T-bird	W 64-47
20	Lavar Lewis	G	Sr	6'0"	2/18	@ Marcos	W 62-48
21	Omira Young	G	Sr	5'10"	2/23	vs Combs	W 63-59
22	Donovan Quinn	F	Jr	6'3"	2/25	vs Greenway	W 52-43
					2/26	vs T-bird	L 51-53
					3/02	@ Greenway	W 52-51
					3/03	vs Marcos	W 78-54
					3/05	@ St. Mary's	L 60-69
					3/10	@ Des. Edge	



The AIA requests that you model good sportsmanship by refraining from derogatory cheers, chants, or behavior toward students, coaches, officials, or other spectators. Speak out if you see inappropriate behavior by immediately notifying event management staff. Together, we can provide a safe and respectful environment for all.



Desert Edge
Scorpions



Photo not Provided

Alignment 4A West Valley

Region 9-1

Standings #1

Conference 12-3

Rank #6

Overall 13-3

No.	Name	Pos.	Yr.	Ht.	Date	Opponent	Result
1	Adrian Banuelos	PG, SG	Sr	5'10"	1/19 @	Goldwater	W 67-60
3	Amahni Hunter-Williams	PG, G	Jr	5'11"	1/22 vs	ND Prep	W 65-63
5	Amarei Hunter	W, F	Sr	6'2"	1/26 @	Deer Vall	L 54-58
10	Shay Cain	F, W	Sr	6'4"	1/29 @	Cactus	W 55-50
12	Cuthbert Tambatamba	PG, SG	So	5'11"	2/02 vs	Peoria	W 67-49
15	Jake Clapper	W, F	Sr	6'5"	2/05 vs	Goldwater	W 78-43
20	Joven Allen	F, G	So	6'2"	2/09 @	ND Prep	W 71-54
21	Casey Rosales	G, W	Sr	5'11"	2/11 vs	Buckeye	W 82-54
25	Jadden Campbell	C, F	Sr	6'1"	2/15 vs	Brad Mtn	W 68-48
30	Damaryea' Cox	C, F	Sr	6'6"	2/16 @	EFoothills	L 60-66
35	Dominik Tarrant	W, F	So	6'2"	2/19 @	Mohave	W 86-57
40	Kaleel Johns	G	Fr	5'8"	2/24 @	Prd. Honor	L 61-68
43	Amir Hunter	G	So	5'9"	2/26 vs	Deer Vall	W 53-51
45	Jacob Orman	G	Fr	5'9"	3/02 vs	Cactus	W 64-54
52	Richard Pham	F	So	6'1"	3/03 @	Verrado	W 78-53
					3/05 @	Peoria	W 79-61
					3/10 vs	Tempe	



The AIA requests that you model good sportsmanship by refraining from derogatory cheers, chants, or behavior toward students, coaches, officials, or other spectators. Speak out if you see inappropriate behavior by immediately notifying event management staff. Together, we can provide a safe and respectful environment for all.



Sahuaro
Cougars

AZPREPS365

Photo not Provided

Alignment 4A Kino

Region 4-4

Standings #3

Conference 6-4

Rank #10

Overall 12-5

No.	Name	Pos.	Yr.	Ht.	Date	Opponent	Result
	Alvaro Bustamante	SF, PF			1/26	vs Pueblo	L 32-66
2	Ryan Valdez	G	Jr	6'0"	1/28	@ Cholla	W 57-44
3	Ethan Kyte	G	Sr	5'10"	2/03	@ Iron Ridge	L 49-52
4	Alvaro Bustamante	F	Sr	6'0"	2/04	@ Casa Gr.	W 59-54
4	Ramiro Valencia	G	Jr	5'9"	2/08	@ Tan. Verde	W 52-32
10	David Campa	F	Jr	6'3"	2/10	vs Rio Rico	W 54-43
12	Logan Villanueva	F	Sr	6'0"	2/12	vs Sahuarita	W 71-57
15	Rene Gallegos	F	Sr	6'5"	2/13	vs Cholla	W 64-50
20	Erick Delgadilla	F	So	6'0"	2/15	vs Canyon Oro	W 60-35
22	Kevin Potter	PG, SG	Sr	6'0"	2/18	vs Tan. Verde	W 55-37
23	Ryan Ray		Sr	6'0"	2/19	@ Sabino	W 56-49
32	Roger Monroy	PG	Sr	5'9"	2/22	vs Rincon/Uni	W 59-51
					2/23	@ Salpointe	L 41-61
					3/01	vs Flow Wells	W 49-43
					3/02	@ Canyon Oro	W 40-38
					3/04	vs Salpointe	L 38-62
					3/05	@ Pueblo	L 54-56
					3/10	@ Deer Vall	



The AIA requests that you model good sportsmanship by refraining from derogatory cheers, chants, or behavior toward students, coaches, officials, or other spectators. Speak out if you see inappropriate behavior by immediately notifying event management staff. Together, we can provide a safe and respectful environment for all.



Deer Valley Skyhawks

AZPREPS365

Photo not Provided

Alignment 4A West Valley

Region 9-1

Standings #2

Conference 13-1

Rank #7

Overall 13-2

Roster Not Available

Date	Opponent	Result
1/19	vs Cactus	W 64-56
1/22	vs Goldwater	W 59-50
1/26	vs Des. Edge	W 58-54
1/29	vs Peoria	W 61-48
2/02	vs ND Prep	W 65-56
2/04	vs Buckeye	W 70-38
2/05	@ Cactus	W 51-34
2/09	@ Goldwater	W 64-35
2/12	vs Tempe	W 64-36
2/17	@ Boulder Cr	L 53-68
2/23	@ Moon Vall	W 72-54
2/25	vs Flagstaff	W 69-43
2/26	@ Des. Edge	L 51-53
3/02	@ Peoria	W 58-44
3/05	@ ND Prep	W 72-60
3/10	vs Sahuaro	



Dysart
Demons

AZPREPS365

Photo not Provided

Alignment 4A Southwest

Region 6-4

Standings #3

Conference 10-4

Rank #15

Overall 10-6

No.	Name	Pos.	Yr.	Ht.	Date	Opponent	Result
1	Jacob Mink	PG, SG	Jr	5'9"	1/22 @	EFoothills	L 47-58
2	santos sanchez		Sr	5'9"	1/26 @	Youngker	W 67-50
3	Aaron Dominguez	SG	Sr	6'0"	1/27 @	Saguaro	W 65-45
4	Eleraobari Ejire	PG, SF	Jr	5'11"	1/29 vs	Prd. Honor	L 54-72
10	Jacob Knaggs	PG, SG	Sr	6'0"	2/02 vs	Buckeye	W 63-47
20	Raul Montoya		Sr	6'4"	2/09 vs	EFoothills	L 41-50
21	Tyler Grgurich	SF	Sr	5'11"	2/10 @	Higley	L 60-72
22	Damian Lua	PF	Jr	6'3"	2/13 vs	Yuma	W 67-27
23	Colton Jett		Sr	5'8"	2/15 vs	Moon Vall	W 70-48
31	Nathaniel Beyers		Sr	6'4"	2/20 @	Yuma	W 63-33
32	Nigel Anderson		Fr	6'2"	2/23 vs	Coronado	W 54-45
33	Eli Fleming	SG, SF	Jr	6'0"	2/26 vs	Youngker	W 72-52
35	Darius Anderson		So	6'5"	2/27 vs	Goldwater	W 68-49
42	Daryian Matthews	PF, C	Sr	6'5"	3/02 @	Prd. Honor	L 64-79
					3/03 @	Wil Canyon	L 72-75
					3/05 @	Buckeye	W 66-65
					3/10 @	Salpointe	



The AIA requests that you model good sportsmanship by refraining from derogatory cheers, chants, or behavior toward students, coaches, officials, or other spectators. Speak out if you see inappropriate behavior by immediately notifying event management staff. Together, we can provide a safe and respectful environment for all.



Salpointe Catholic

Lancers

Photo not Provided

Alignment 4A Kino

Region 6-0

Standings #1

Conference 7-0

Rank #2

Overall 16-2

No.	Name	Pos.	Yr.	Ht.	Date	Opponent	Result
0	Tommy Irish	F	Sr	6'2"	1/26	vs Cholla	W 64-44
1	Julian Riesgo	PG	Jr	5'8"	1/28	@ Marana	W 74-64
2	Brett Rosenblatt	F	Jr	6'1"	2/02	@ Nogales	W 77-41
3	Canyon Torres	G	So	6'1"	2/04	vs ALA - QC	W 64-32
5	Donte Davis	SF	Jr		2/05	vs Tucson	W 70-49
10	Diego Chavez	G	Sr	5'10"	2/08	@ Pueblo	W 67-44
12	Scott Spencer	SF	Jr		2/10	@ MTV-Marana	W 64-31
13	James Smotherman	PG	Jr		2/11	vs Iron Ridge	W 70-42
15	Tommy Toole	G	Sr	6'1"	2/18	@ Cholla	W 79-46
20	Whit Schwartz	SF	Jr		2/20	@ Flow Wells	W 64-42
22	Dillan Baker	G	Jr	6'4"	2/22	vs Sabino	W 71-42
23	Brady Ramon	G	Sr	6'0"	2/23	vs Sahuaro	W 61-41
24	Nico Castaneda	G	Sr	6'0"	2/24	@ Rincon/Uni	W 71-44
25	Cole Acedo	PG	Jr		2/27	@ Sunnyslope	L 43-62
33	Myles Hersha	F	Sr	6'9"	3/01	@ CFoothills	L 45-50
34	Erikson Smith	PF	Jr		3/02	vs Nogales	W 43-36
					3/03	vs Pueblo	W 56-38
					3/04	@ Sahuaro	W 62-38
					3/10	vs Dysart	



The AIA requests that you model good sportsmanship by refraining from derogatory cheers, chants, or behavior toward students, coaches, officials, or other spectators. Speak out if you see inappropriate behavior by immediately notifying event management staff. Together, we can provide a safe and respectful environment for all.

THE EASIEST FUNDRAISER EVER

▶ Our system completes 95% of the work

▶ \$356 avg. per student-athlete

▶ ZERO financial risk

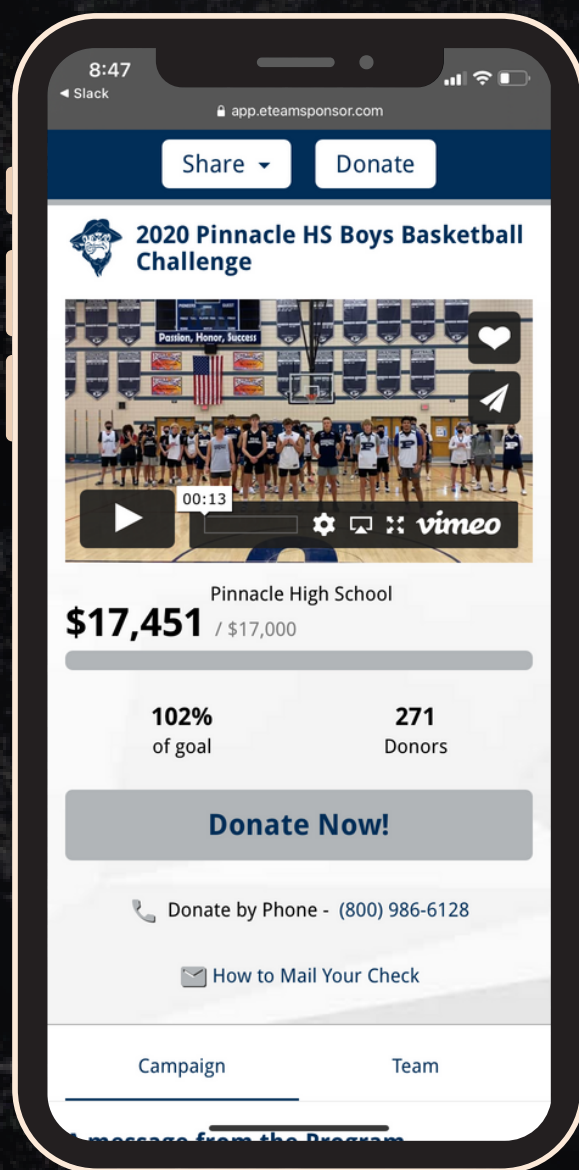
▶ Get started today in person or virtually

Contact Your Local Rep:

Drew Bender

drew@eteamsponsor.com

602-541-5731



Scan QR code
for more info!



AIA

Official Fundraising partner

2021 AIA Boys Basketball 3A State Championship



Round 1
March 10

Quarterfinals
March 13

Semifinals
March 18

Final
March 20

G1: 3/10, 7pm Valley Christian HS

#16 Sabino

#1 Valley Christian

G9: 3/13, 7pm @ High Seed

G2: 3/10, 7pm Pusch Ridge Christian ...

#9 Gilbert Christian

#8 Pusch Ridge

G13: 3/18, 7pm @ High Seed

G3: 3/10, 7pm Page HS

#12 Camp Verde

#5 Page

G10: 3/13, 7pm @ High Seed

G4: 3/10, 7pm Coolidge HS

#13 Yuma Catholic

#4 Coolidge

G15: 3/20, 5:30pm Eastmark HS

The bottom team in the matchup is the home team.

Dates, times and locations subject to change.

G5: 3/10, 7pm Snowflake HS

#14 Thatcher

#3 Snowflake

G11: 3/13, 7pm @ High Seed

G6: 3/10, 7pm Florence HS

#11 ALA - Ironwood

#6 Florence

G14: 3/18, 7pm @ High Seed

G7: 3/10, 7pm Fountain Hills HS

#10 ALA - Gilbert N.

#7 Fountain Hills

G12: 3/13, 7pm @ High Seed

G8: 3/10, 7pm Winslow HS

#15 Northwest Christian

#2 Winslow

VALLEY CHRISTIAN WANTS TO BE THAT LAST TEAM STANDING ONE-LOSS NORTH TEAMS ARE BIGGEST BARRIERS

by George Werner, AZPreps365

After the dust settled on the Coronavirus-shortened boys high school basketball season, only one team in the state of Arizona was left with its record unblemished.

Surprise! It was Valley Christian High School.

The 2019 champions of the 3A Conference and owners of five state boys basketball titles prior to that one, the 16-0 Trojans are no stranger to success in their quarter-century of more than 600 wins under head coach Greg Haagsma.

Their last loss came in the second round of the 2020 state tournament to Gilbert Christian High School, a matchup that will repeat itself if the Trojans win their first-round matchup and the No. 9 Knights can win at No. 8 Pusch Ridge High School.

"Once tournament time comes, every game is its own entity requiring different approaches," Gilbert Christian head coach Albert Wilson said. "Each team involved must enter into the game looking to execute their style of play. Each team involved is dangerous during this time of year."

But across the bracket, two teams that know about perfection lost are the second and third 3A seeds: North Region battlers Winslow and Snowflake high schools, each with one loss as the No. 2 and No. 3 seeds, respectively.

Here is how the postseason contenders match up in the first round of the 3A boys basketball tournament, including overall and region records:

No. 1 Valley Christian (16-0, 4-0) vs. No. 16 Sabino (9-5, 6-0)

The Trojans' closest game this season was their last, a 54-53 edging of Gilbert Christian. But looking ahead to a potential second-round matchup would not be advisable against Sabino, which went unbeaten against the South Region. Senior guard Jaden de Boer leads Valley Christian in scoring with over 21 points per game. He is complemented by wing Jacob Rice, who averages over 18 of his own.

Countering that production for Sabino is wing Brock Jackson, who averages over 21 points of his own per contest. There is some dropoff after that, however, to guard Mason Lee's 11.6 points per contest.

No. 2 Winslow (14-1, 9-1) vs. No. 15 Northwest Christian (8-9, 3-5)

One thing that Winslow has in common with Valley Christian: Both teams were tested the most by Gilbert Christian. In fact, head coach Venton Nelson believes the Bulldogs found their identity against the Knights, especially having to guard Wilson's son Al, a six-foot, six-inch, sophomore behemoth in the key. After No. 3 seed Snowflake High School ended Winslow's dreams of a perfect season, the Bulldogs returned the favor on their home court, hanging on for a 64-63 victory that would also give Winslow the upper hand for the 3A North title. There were many contributors for the Bulldogs in that win, including forward Dustin Richard, who missed Winslow's earlier lone loss at Snowflake due to an injury. He went inside and

out against the Lobos, hitting timely three-pointers as well as making a critical break-up of an inbounds pass that prevented Snowflake from getting a final shot off.

Senior guard Tyrell Young slashed through the Lobos defense for 17 points and 7 rebounds as well, a contribution Winslow will continue to need against Northwest Christian, which holds even more of a height advantage over the Bulldogs than Gilbert Christian enjoyed. Six-foot, nine-inch junior post Andrew Best and a senior of the same height, Elijah Hamstra, provide the reasons why.

No. 3 Snowflake (15-1, 9-1) vs. No. 14 Thatcher (9-9, 5-5)

This first-round meeting will be a rematch of the bounce-back game Snowflake enjoyed after the Winslow loss. The day after that, head coach Andy Wood's Lobos went back home and pummeled the Eagles by 19 points. Although Thatcher's playoff intensity can never be discounted, there is no reason the Lobos don't have the post height and guard speed to repeat the result. Senior post Stewart West's moves inside have proved unstoppable against his regular-season opponents, explaining his average of 17.5 points and 8.5 rebounds per contest.

Smart enough to feed West the rock consistently is point guard Michael Brimhall, who averages nearly 9 points per game on his own and can hit from outside.

Junior Kaiden Brewer's perimeter craftiness counters that to the tune of 7 points per game, and the Lobos can go a long way in this tournament if six-foot starting junior wing Noah Baum is entirely healthy. Although senior Gannon Larson played an admirable game in his place, Baum missed the loss at Winslow with his foot in a boot. Thatcher's fortunes will rise and fall by the play of lone senior Michael Greer, who averages over 13 points per game. Anything the Eagles can get from six-foot, six-inch sophomore post Bradley Curtis to counter West inside will be a bonus.

No. 4 Coolidge (13-2, 8-2) vs. No. 13 Yuma Catholic (10-5, 8-0)

Head coach Dave Glasgow looks to six-foot, three-inch forward Kameron Steward to take Coolidge deep into the postseason, beginning with the West Region champion Yuma Catholic. "We are coming off a 9-17 season, so at 10-2, we have made progress," Glasgow said. The program has not won a non-play-in game since going to the semifinals since 2007. We have gotten better as the season has progressed." Glasgow cited a "nice" home win against Pusch Ridge and a win at Thatcher without Steward, who averages more than 13 points and 7 rebounds a game and is the focal point of much of the Coolidge offense.

The Shamrocks were perfect against their regional competition thanks, in large part, to guards Juan Delgado and Amine Hines. The duo combined for 30 points in a blowout of Kingman High School and combine to average 15 points per game.

No. 5 Page (10-4, 7-1) vs. No. 12 Camp Verde (11-7, 4-4)

Sand Devils head coach Justin Smith thinks his team has shown a great deal of resolve just to have made it to a No. 5 seed, especially after certain attrition in his program reduced his rotation to just six players. "We have battled adversity from the onset of the season," he said. "From not knowing we are going to have a season to players quitting midway through. I think that has just bonded us closer as a team." Sophomore wing Orlandon Yazzie continues to be the bright point, along with senior Jonah Holiday on the perimeter. The two combined for 26 points in a win over Holbrook. The Sand Devils may ultimately, though, go as far as post Stuart Sandall takes them. The 6-foot-10 senior had 24 against the Roadrunners and, when on, is the biggest player in 3A.

Head coach Dan Wall's Camp Verde Cowboys, the third-place team in the North Central Region, wouldn't begin to come close to matching up with Sandall inside. So he hopes to win from the outside with senior Mason Rayburn and junior guards Matt Loza, Devon James and Chino Salas-Zorrilla.

No. 6 Florence (11-5, 8-2) vs. No. 11 American Leadership Academy - Ironwood (10-6, 5-3)

Losers of its last two, South Central champion Florence is looking to its first round matchup against American Leadership Academy of Ironwood as a final bounce-back opportunity. In better times, the Gophers destroyed Safford by 50 points, as senior Malik Payton made them pay from deep, where he was two of three on three-pointers, and from the free-throw line, where he was 10 of 13. Junior Chris Farmer and senior Eddie Chapple helped the Gophers show balance with 12 points each. They will need to do that regularly to beat ALA - Ironwood and advance in the playoffs.

The Warriors, Metro East Region runners-up, are even more perimeter-oriented, particularly with the efficiency of senior Kyree Jackson. He had 23 points, including 3 of 6 from behind the three-point arc, in an earlier-season victory over Benjamin Franklin.

No. 7 Fountain Hills (12-4, 6-2) vs. No. 10 American Leadership Academy - Gilbert North (11-4, 6-2)

This may be the most even first-round matchup, at least on paper. Both teams were runners-up in their regions, with the Falcons able to win one more game than ALA - Gilbert North. Head coach Dave Novak's Eagles feature three guards who average double figures in scoring: junior Matt Ohlund and seniors Artiz Bronson and Andres Barnes. Ohlund leads the team with nearly 14 points per game.

On the Falcons' side, though, they are not just the higher side because of the extra win. They beat No. 11 Camp Verde--twice--and only lost by seven points to top seed Valley Christian.

They also can boast eight seniors: guards Shane Danko, Benjamin Danko, Kevin Elser and Braden Wendt, and eight players who are six feet or taller, including Dion Doka and Luke Giger and topped by six-foot, seven-inch forward Quinton Langworthy.

8. Pusch Ridge (11-5, 7-3) vs. No. 9 Gilbert Christian (14-6, 7-1)

The Knights won the Metro West Region this season on the brute inside strength of Albert Wilson, who owned the paint with 22 points and 12 rebounds in a double-overtime victory over Northwest Christian...even after fellow sophomore forward Max Lightfoot fouled out. Although senior guard Kerrigan Lloyd can post in double figures as well, the team's clear focal point is in the post, with the son of the head girls basketball coach.

In a loss to Coolidge that was pivotal to the Bears' season, Pusch Ridge junior guard Ryan Tertel lit it up from downtown with 16 points, including five of eight from three-point land. "Gilbert Christian is the biggest team that should be on everyone's radars, if they are not already," Pusch Ridge head coach Erik Michaud said. "And I promise you, don't sleep on us."



Florence swept Coolidge in the regular season but anything can happen if these meet two up in the state championship game. (Coolidge basketball photo)



Sabino
Sabercats

AZPREPS365

Photo not Provided

Alignment 3A South

Region 6-0

Standings #1

Conference 7-1

Rank #17

Overall 9-5

No.	Name	Pos.	Yr.	Ht.	Date	Opponent	Result
0	TaJohn Cook	G	Jr	5'10"	1/25 vs	St. August	W 84-45
1	Mason Lee	PG	Jr	6'2"	2/03 @	Cholla	W 65-59
2	Alex Teran	G	Jr	5'10"	2/05 vs	Palo Verde	W 75-45
3	Luke Plye	PG	Jr	5'10"	2/09 @	CFoothills	L 40-67
04	Curtis Wyble	SG	Sr	6'1"	2/11 vs	Safford	W 71-43
5	Kaleb Markley	PG	Sr	5'10"	2/15 @	Empire	W 74-38
12	Julio Martinez	SF, G	Sr	6'0"	2/16 vs	Tan. Verde	W 51-41
15	Dylan Hollywood	G	So	5'11"	2/18 vs	Pusch	L 43-56
20	Weston Haebig	G	So	5'10"	2/19 vs	Sahuaro	L 49-56
21	Brock Jackson	SG, SF	Sr	6'4"	2/22 @	Salpointe	L 42-71
24	Travis Reynolds	F	Jr	6'6"	2/23 @	Palo Verde	W 89-29
30	Ian Skipeika	PF, C	Sr	6'4"	2/25 @	Tan. Verde	W 60-55
33	Beau Chaney	PF, C	Sr	6'8"	2/26 vs	Empire	W 79-37
44	Dominik Parsons	F	So	6'1"	3/02 vs	Rincon/Uni	L 71-73
					3/10 @	Vall Chr.	



The AIA requests that you model good sportsmanship by refraining from derogatory cheers, chants, or behavior toward students, coaches, officials, or other spectators. Speak out if you see inappropriate behavior by immediately notifying event management staff. Together, we can provide a safe and respectful environment for all.



Valley Christian

Trojans

AZPREPS365

Photo not Provided

Alignment 3A Metro West

Region 8-0

Standings #1

Conference 15-0

Rank #1

Overall 16-0

No.	Name	Pos.	Yr.	Ht.	Date	Opponent	Result
3	Cole De Boer	G	Jr	5'11"	1/19 @	NW Christ	W 57-41
4	Jaden De Boer	SG, PG	Sr	6'2"	1/22 vs	Ftn Hills	W 54-47
5	Tanner Huguez	PG	Sr	5'10"	1/26 vs	Bourgade	W 74-37
10	Skyler Wilson	SG	Sr	6'3"	1/27 vs	Hzon Honor	W 79-38
11	Jadon Hanzal	SG	Sr	6'0"	1/29 @	ALA - Gilbert N.	W 75-62
12	Austin Wallace	G	Fr	6'0"	2/02 @	Eastmark	W 67-48
13	Spencer Seigworth	SG	Sr	6'2"	2/05 vs	AZ Prep	W 54-23
22	Jacob Rice	PG, SG	Sr	6'2"	2/06 @	Pusch	W 62-53
23	Jack Kelly		Sr	6'6"	2/12 @	Bourgade	W 83-41
30	Michael Hall	PF	Sr	6'4"	2/16 vs	ALA - Gilbert N.	W 75-40
32	Ben Dumars	F	Sr	6'4"	2/19 vs	Eastmark	W 75-44
44	Chandler Carter	PF, SF	Sr	6'5"	2/22 @	Odyssey	W 68-27
					2/23 @	AZ Prep	W 71-55
					2/26 vs	Odyssey	W 76-21
					3/02 vs	Florence	W 85-64
					3/05 @	Gil Christ	W 54-53
					3/10 vs	Sabino	



The AIA requests that you model good sportsmanship by refraining from derogatory cheers, chants, or behavior toward students, coaches, officials, or other spectators. Speak out if you see inappropriate behavior by immediately notifying event management staff. Together, we can provide a safe and respectful environment for all.



Gilbert Christian

Knights

AZPREPS365



Alignment 3A Metro East

Region 7-1

Standings #1

Conference 13-6

Rank #9

Overall 14-6

No.	Name	Pos.	Yr.	Ht.
1	Ayden Hoyt	PG, SG	Sr	5'9"
2	Karsten Gargan	PG	Sr	5'9"
3	PJ Segerstrom	PG	Fr	
4	Wyatt Kelly	PG, SG	Jr	6'1"
10	Caden Heyn	PG	Jr	6'0"
11	Connor Payne	SF, SG	Sr	6'3"
12	Kerrigan Lloyd	SG, SF	Sr	6'5"
13	Nigel Stanbury	SF, PF	Sr	6'0"
14	Spencer Franken	PF, SF	So	6'4"
20	Michael Gross	SG	So	
21	Max Lightfoot	PF, SF	So	6'5"
23	Keon Talgo	SG, SF	Fr	6'2"
24	Brad Rowland	PF, C	Jr	6'3"
32	Zach Hohmann	SF	So	
42	Albert Wilson	PF, C	So	6'6"

Date	Opponent	Result
1/19 @	Pusch	L 50-53
1/22 vs	San Tan	L 57-58
1/23 vs	Thatcher	W 62-50
1/26 @	Ben Frank	L 50-56
1/27 @	Florence	W 47-39
1/29 vs	Odyssey	W 84-34
2/02 @	ALA - Ironwood	W 59-46
2/03 vs	Scott Chr.	W 51-40
2/05 @	Globe	W 44-33
2/10 vs	Eastmark	W 55-41
2/12 vs	Ben Frank	W 60-49
2/13 vs	Winslow	L 52-59
2/16 @	Odyssey	W 63-39
2/17 vs	AZ Prep	W 73-52
2/19 vs	ALA - Ironwood	W 61-46
2/23 vs	Globe	W 65-51
2/24 @	NW Christ	W 54-47
2/26 @	Eastmark	W 41-39
3/02 @	ALA - Gilbert N.	L 43-52
3/05 vs	Vall Chr.	L 53-54
3/10 @	Pusch	



The AIA requests that you model good sportsmanship by refraining from derogatory cheers, chants, or behavior toward students, coaches, officials, or other spectators. Speak out if you see inappropriate behavior by immediately notifying event management staff. Together, we can provide a safe and respectful environment for all.



Pusch Ridge Lions

AZPREPS365



Alignment 3A South Central

Region 7-3

Standings #3

Conference 11-5

Rank #8

Overall 11-5

No.	Name	Pos.	Yr.	Ht.	Date	Opponent	Result
1	Bryce Jewell	G	So	5'9"	1/19	vs Gil Christ	W 53-50
2	Ryan Tertel	G	Jr	5'11"	1/23	vs Show Low	W 64-53
3	Ryan Robinson	G	So	5'10"	1/26	vs Thatcher	W 61-55
4	Alex Manning	F	Jr	6'4"	1/29	@ Safford	W 79-57
5	Hayden Hallett	G	Jr	6'1"	2/02	vs Florence	W 50-38
11	Kannon Jewell	F	Sr	6'4"	2/05	vs San Tan	W 67-60
12	Graham Gotcher	G	Sr	5'10"	2/06	vs Vall Chr.	L 53-62
13	Jack Franco	G	Jr	6'2"	2/09	vs Coolidge	L 40-48
14	Tanner Rozon	F	Sr	6'3"	2/12	@ Thatcher	L 49-53
15	Bobby Ablin	C, F	Sr	6'2"	2/16	vs Safford	W 80-53
24	Jordan Voorhees	G	So	5'10"	2/18	@ Sabino	W 56-43
44	Will Way	C, F	So	6'4"	2/19	@ Florence	W 48-44
					2/26	vs Coolidge	L 41-52
					3/02	vs Yuma Cath.	W 43-40
					3/03	@ San Tan	W 75-32
					3/05	@ NW Christ	L 42-44
					3/10	vs Gil Christ	



The AIA requests that you model good sportsmanship by refraining from derogatory cheers, chants, or behavior toward students, coaches, officials, or other spectators. Speak out if you see inappropriate behavior by immediately notifying event management staff. Together, we can provide a safe and respectful environment for all.



Camp Verde Cowboys

AZPREPS365

Photo not Provided

Alignment 3A North Central

Region 4-4

Standings #3

Conference 9-5

Rank #12

Overall 11-7

No.	Name	Pos.	Yr.	Ht.	Date	Opponent	Result
3	Chino Salas-zorrilla	PG, SG	Jr	5'11"	1/18 vs	AZ Luth.	W 54-51
5	Mason Rayburn	SF, PF	Sr	5'10"	1/21 vs	Payson	W 63-46
10	Matt Loza	SF, SG	Jr	6'0"	1/22 @	Rancho	L 49-63
12	Cristoph Castro	PG, SG	Jr	5'4"	1/28 @	Wickenburg	W 63-40
20	Alex Dale	SG	Jr		1/29 vs	Ftn Hills	L 47-55
23	David Aranzamendi	PG, SG	Jr		2/03 @	Chino Vall	W 65-21
24	Devon James	SF, SG	Jr	5'11"	2/05 @	Parker	W 70-37
30	Christian Sanabria	G	Fr	5'10"	2/09 vs	Page	L 67-74
32	Chito Herrera	C	So	6'3"	2/12 vs	Chino Vall	W 45-25
34	Trey Battise	PF, C	So		2/13 @	Phoenix CD	L 57-58
					2/16 @	Ftn Hills	L 58-62
					2/18 vs	NW Christ	W 59-53
					2/20 @	Red Rock	W 73-46
					2/23 vs	Parker	W 68-33
					2/26 @	Page	L 61-84
					3/01 @	NW Christ	W 61-59
					3/02 vs	T'pah Vall	W 70-38
					3/04 vs	Winslow	L 65-68
					3/10 @	Page	



The AIA requests that you model good sportsmanship by refraining from derogatory cheers, chants, or behavior toward students, coaches, officials, or other spectators. Speak out if you see inappropriate behavior by immediately notifying event management staff. Together, we can provide a safe and respectful environment for all.



Page Sand Devils

AZPREPS365



Alignment 3A North Central

Region 7-1

Standings #1

Conference 9-3

Rank #5

Overall 10-4

No.	Name	Pos.	Yr.	Ht.	Date	Opponent	Result
-	No Name		Fr		1/19	@ Winslow	L 58-64
1	Robert Smith	SG, SF	Sr	6'0"	1/30	vs Chino Vall	W 46-19
2	Bryce Williams	G	Fr		2/02	@ Ftn Hills	L 46-55
3	Orlondon Yazzie	PG	So		2/04	vs El Capitan	W 60-42
11	Nolan McCormick	G	So		2/05	vs NW Christ	W 62-44
12	Aidan Nix	G	So		2/09	@ Camp Verde	W 74-67
15	Dahntay Dugi	PG, SG	Sr	5'9"	2/13	vs Snowflake	L 69-76
21	Chad Wood	G	So		2/16	@ Chino Vall	W 63-28
25	Jonah Holiday	SF, PF	Sr		2/19	vs Ftn Hills	W 45-41
30	Seth Deering	PF	Jr		2/20	vs Kingman	W 70-37
33	Joel Beard	SG	Sr		2/23	@ NW Christ	W 40-34
34	Stuart Sandall	C	Sr	6'10"	2/26	vs Camp Verde	W 84-61
					2/27	@ Coconino	L 52-63
					3/02	@ Holbrook	W 60-51
					3/10	vs Camp Verde	



The AIA requests that you model good sportsmanship by refraining from derogatory cheers, chants, or behavior toward students, coaches, officials, or other spectators. Speak out if you see inappropriate behavior by immediately notifying event management staff. Together, we can provide a safe and respectful environment for all.



Yuma Catholic

Shamrocks

AZPREPS365

Photo not Provided

Alignment 3A West

Region 8-0

Standings #1

Conference 9-2

Rank #13

Overall 10-5

No.	Name	Pos.	Yr.	Ht.	Date	Opponent	Result
1	Will Hunt	G	Sr	6'3"	1/20 vs	ST Charter	W 65-59
2	Juan Delgado	G	So	5'10"	1/22 @	Scott Chr.	L 30-61
3	Amin Hines	G	Sr	6'3"	1/26 vs	Parker	W 80-46
4	Francisco Poo	G	Sr	6'0"	1/29 vs	Kingman	W 70-24
5	Dezmend Esquivel	G	Jr	5'7"	1/30 vs	North Valley Christian Acad	L 41-44
10	Guy Logan	G	Sr	5'10"	2/05 vs	Wickenburg	W 65-54
11	Justin Erath	F	So	6'3"	2/06 vs	ALA - Ironwood	L 45-58
14	Eddie Nunez	F, C	Jr	6'3"	2/09 @	T'pah Vall	W 67-55
21	Eric Rodriguez	C	Jr	6'3"	2/12 @	Parker	W 59-41
23	Ryder Voutt	F, W	So	6'0"	2/19 @	Campo Ver.	L 32-63
24	Adrian Perez	W	Sr	6'4"	2/23 @	Wickenburg	W 66-23
32	Zach Grober	C	Sr	6'5"	2/26 vs	T'pah Vall	W 54-39
					2/27 @	Kingman	W 69-24
					3/02 @	Pusch	L 40-43
					3/04 @	Ben Frank	W 62-56
					3/10 @	Coolidge	



The AIA requests that you model good sportsmanship by refraining from derogatory cheers, chants, or behavior toward students, coaches, officials, or other spectators. Speak out if you see inappropriate behavior by immediately notifying event management staff. Together, we can provide a safe and respectful environment for all.



Coolidge
Bears

AZPREPS365

Photo not Provided

Alignment 3A South Central

Region 8-2

Standings #2

Conference 11-2

Rank #4

Overall 13-2

No.	Name	Pos.	Yr.	Ht.	Date	Opponent	Result
0	Omar Miguel	PG, SG	So	5'6"	1/19 @	ALA - Ironwood	W 55-47
1	Josh Pratt	SG	Jr	6'0"	1/26 @	Florence	L 43-47
2	KiShon Butler	PG	Sr	5'11"	1/29 vs	Thatcher	W 55-52
3	Mark Clegg Jr.	W	Jr	6'2"	2/02 @	San Tan	W 69-52
4	Dru Madrid	PG, W	So	6'1"	2/04 @	Ben Frank	W 47-33
5	Belclem Namgabe	F	So	6'1"	2/05 vs	Safford	W 51-40
10	Anthony Felix Jr.	SG, W	Jr	5'7"	2/09 @	Pusch	W 48-40
14	Dylen Bechtel	F	Sr	6'2"	2/10 vs	AZ Prep	W 66-47
15	Cedrick Viola Jr.	F	So	6'2"	2/12 vs	Florence	L 50-55
20	Jestin Coronado	SG, W	Jr	6'3"	2/16 @	Thatcher	W 57-53
22	Brayden Gant	SF	So	6'4"	2/19 vs	San Tan	W 85-40
23	Kameron Steward	F	Sr	6'3"	2/23 @	Safford	W 67-47
24	Nick Harrison	SG, PG	Sr	5'10"	2/26 @	Pusch	W 52-41
30	Jacob Gunter	F	Sr	6'4"	3/01 @	Amphi	W 51-44
					3/02 vs	Rio Rico	W 73-56
					3/10 vs	Yuma Cath.	



The AIA requests that you model good sportsmanship by refraining from derogatory cheers, chants, or behavior toward students, coaches, officials, or other spectators. Speak out if you see inappropriate behavior by immediately notifying event management staff. Together, we can provide a safe and respectful environment for all.



Thatcher
Eagles

AZPREPS365

Photo not Provided

Alignment 3A South Central

Region 5-5

Standings #4

Conference 7-7

Rank #14

Overall 9-9

No.	Name	Pos.	Yr.	Ht.	Date	Opponent	Result
2	Alex Mazzoli	PG	Jr	5'10"	1/20 @	Globe	W 59-47
3	Tanner Palmer	PG, G	Jr	5'10"	1/23 @	Gil Christ	L 50-62
5	Wyatt Larson	C, F	Jr	6'3"	1/26 @	Pusch	L 55-61
10	TJ Reed	G, SG	Jr	6'2"	1/28 vs	Pima	L 53-59
11	Brandon Napier	G, PG	So	6'0"	1/29 @	Coolidge	L 52-55
13	Carson Beals	G	Jr	5'11"	2/02 vs	Safford	W 65-54
14	Cody Jones	F, PF	So	6'0"	2/04 @	Holbrook	W 56-54
22	Michael Greer	G, PG	Sr	6'2"	2/05 @	Florence	L 76-79
23	Bradley Curtis	C	So	6'6"	2/11 vs	Round Vall	W 76-60
24	Hudson Griffin	F, PF	Jr	6'1"	2/12 vs	Pusch	W 53-49
32	Jacob Rasmussen	F, PF	So	6'2"	2/16 vs	Coolidge	L 53-57
					2/19 @	Safford	W 72-58
					2/22 @	St. Johns	W 73-60
					2/23 vs	Florence	L 52-58
					2/27 @	Snowflake	L 64-83
					3/01 @	Pima	L 55-58
					3/04 @	San Tan	W 79-66
					3/05 vs	San Tan	W 66-62
					3/10 @	Snowflake	



The AIA requests that you model good sportsmanship by refraining from derogatory cheers, chants, or behavior toward students, coaches, officials, or other spectators. Speak out if you see inappropriate behavior by immediately notifying event management staff. Together, we can provide a safe and respectful environment for all.



Snowflake
Lobos

AZPREPS365



Alignment 3A East

Region 9-1

Standings #2

Conference 13-1

Rank #3

Overall 15-1

No.	Name	Pos.	Yr.	Ht.	Date	Opponent	Result
1	Alex Pond		Jr		1/19	vs Chino Vall	W 65-19
3	Conner Hall		Sr	6'3"	1/21	vs Round Vall	W 61-25
5	Ryson Stuart	PG	Sr	5'10"	1/22	vs Safford	W 76-48
10	Ammon Tingey		Sr		1/27	@ Show Low	W 56-47
11	Gannon Larson		Sr		1/28	vs Holbrook	W 56-50
12	Kaiden Brewer		Jr	6'1"	2/02	vs Blue Ridge	W 57-29
20	Trey Perry		Sr		2/04	@ Payson	W 67-31
20	Trey Perry	PG	Sr		2/09	vs Winslow	W 79-70
21	Mckay Wood	C	Jr	6'5"	2/11	vs Show Low	W 74-51
22	Caleb Johnson		Sr		2/13	@ Page	W 76-69
23	Noah Baum		Jr	6'0"	2/16	@ Holbrook	W 48-40
24	Stewart West		Sr	6'4"	2/19	@ Blue Ridge	W 68-56
25	Michael Brimhall	PG	Sr	5'11"	2/23	vs Payson	W 76-50
					2/26	@ Winslow	L 63-64
					2/27	vs Thatcher	W 83-64
					3/02	@ St. Johns	W 57-42
					3/10	vs Thatcher	



The AIA requests that you model good sportsmanship by refraining from derogatory cheers, chants, or behavior toward students, coaches, officials, or other spectators. Speak out if you see inappropriate behavior by immediately notifying event management staff. Together, we can provide a safe and respectful environment for all.



American Leadership Academy - Ironwood

Warriors

AZPREPS365

Photo not Provided

Alignment 3A Metro East

Region 5-3

Standings #2

Conference 9-6

Rank #11

Overall 10-6

No.	Name	Pos.	Yr.	Ht.	Date	Opponent	Result
	Michael Acquisto	PG, SG	Sr	5'11"	1/19 vs	Coolidge	L 47-55
2	Kyree Jackson	PG	Sr	5'11"	1/21 @	Florence	L 25-37
3	Mark Tamos	SG	Jr	5'7"	1/22 @	ALA - Gilbert N.	L 35-50
4	Michael Downs	PF	Sr	6'4"	1/26 @	Eastmark	W 62-49
5	David Arrollado		So	5'9"	1/29 vs	Ben Frank	W 57-56
10	Ricky Enriquez		Jr	5'7"	2/02 vs	Gil Christ	L 46-59
11	Elijah Taylor	PG, SG	Jr	6'3"	2/05 @	Bourgade	W 76-40
12	Caden Edgerton		Jr	5'9"	2/06 @	Yuma Cath.	W 58-45
13	Diego Sierra		So	5'8"	2/09 vs	Globe	W 65-55
15	Weston Montgomery		Jr	5'9"	2/10 @	Combs	W 71-66
21	Ben Ballard		Jr	5'11"	2/12 vs	Eastmark	W 61-54
23	Ayden Rieboldt		Jr	6'1"	2/16 @	Ben Frank	L 47-54
24	Corey Wood		So	6'6"	2/19 @	Gil Christ	L 46-61
33	Andy Allen		Jr	6'6"	2/23 vs	Bourgade	W 80-65
42	Alex Allen		Jr	6'6"	2/26 @	Globe	W 58-40
					3/03 vs	AZ Prep	W 63-34
					3/10 @	Florence	



The AIA requests that you model good sportsmanship by refraining from derogatory cheers, chants, or behavior toward students, coaches, officials, or other spectators. Speak out if you see inappropriate behavior by immediately notifying event management staff. Together, we can provide a safe and respectful environment for all.



Florence
Gophers

AZPREPS365

Alignment 3A South Central

Region 8-2

Standings #1

Conference 11-5

Rank #6

Overall 11-5

Photo not Provided

No.	Name	Pos.	Yr.	Ht.	Date	Opponent	Result
1	Kaleb White	G	Sr	6'0"	1/19 @	T'pah Vall	W 50-39
2	Izzy Dismuke	C	Sr	6'2"	1/21 vs	ALA - Ironwood	W 37-25
3	Chris Farmer	G	Jr	6'0"	1/22 vs	Eastmark	W 61-58
4	Jordan Napoleon	G	Sr	6'0"	1/26 vs	Coolidge	W 47-43
5	Eddie Chapple	G	Sr	6'2"	1/27 vs	Gil Christ	L 39-47
10	Kaleb Brunner	G	Sr	6'0"	1/29 @	San Tan	W 72-64
11	Marques Wallace	G	Jr	6'0"	2/02 @	Pusch	L 38-50
12	Brandon Farley	G	So	6'1"	2/05 vs	Thatcher	W 79-76
15	Sage Grey	G	Sr	5'10"	2/09 @	Safford	W 61-54
21	Elijah Leigh	G	Jr	6'0"	2/12 @	Coolidge	W 55-50
24	Case Moore		Sr	6'2"	2/16 vs	San Tan	W 64-34
33	JR Johnston	C	Jr	6'2"	2/19 vs	Pusch	L 44-48
52	Malik Payton	G	Sr	6'0"	2/23 @	Thatcher	W 58-52
					2/26 vs	Safford	W 82-32
					3/02 @	Vall Chr.	L 64-85
					3/05 @	Winslow	L 49-51
					3/10 vs	ALA - Ironwood	



The AIA requests that you model good sportsmanship by refraining from derogatory cheers, chants, or behavior toward students, coaches, officials, or other spectators. Speak out if you see inappropriate behavior by immediately notifying event management staff. Together, we can provide a safe and respectful environment for all.



American Leadership Academy - Gilbert North

Eagles

AZPREPS365

Photo not Provided

Alignment 3A Metro West

Region 6-2

Standings #2

Conference 10-3

Rank #10

Overall 11-4

No.	Name	Pos.	Yr.	Ht.	Date	Opponent	Result
0	Camden Wiser	G	Sr	5'7"	1/19 @	Ben Frank	L 60-64
1	Ahmad Shiblak	G	Jr	5'10"	1/20 vs	Hzon Honor	W 76-67
2	Luc Asay	G	So	6'0"	1/22 vs	ALA - Ironwood	W 50-35
3	Andres Barnes	G	Sr	6'1"	1/27 vs	Rancho	L 50-55
4	Artiz Bronson	G	Sr	6'3"	1/29 vs	Vall Chr.	L 62-75
5	Brandon Phelps	G	Fr	6'3"	2/02 @	AZ Prep	W 62-47
9	Andrew Pospisil	G	Jr	6'0"	2/03 vs	Odyssey	W 81-28
10	Isaiah Barnes	PG, SG	So	5'10"	2/09 @	Bourgade	W 66-38
11	Mason Andersen	F	Sr	6'3"	2/12 @	Globe	W 51-37
11	Matt Ohlund	G	Jr	6'1"	2/16 @	Vall Chr.	L 40-75
13	Nolan Wood	G	Sr	6'2"	2/19 vs	AZ Prep	W 56-55
14	Spencer Ferguson	G	So	6'0"	2/23 @	Odyssey	W 72-32
22	Carson Douglas	F	Jr	6'8"	2/26 vs	Bourgade	W 70-32
23	Keion Carter	F	Sr	6'4"	3/01 vs	Globe	W 71-55
25	Austin McAleavy	F	Jr	6'3"	3/02 vs	Gil Christ	W 52-43
41	Wyatt Ray	F	Sr	6'3"	3/10 @	Ftn Hills	



The AIA requests that you model good sportsmanship by refraining from derogatory cheers, chants, or behavior toward students, coaches, officials, or other spectators. Speak out if you see inappropriate behavior by immediately notifying event management staff. Together, we can provide a safe and respectful environment for all.



Fountain Hills

Falcons

AZPREPS365



Alignment 3A North Central

Region 6-2

Standings #2

Conference 11-3

Rank #7

Overall 12-4

No.	Name	Pos.	Yr.	Ht.
14/5	Jared Reichler	G	Jr	5'10"
1	Shane Davenport	G	Sr	6'2"
2	Benjamin Danko	G	Sr	6'2"
3	Braden Wendt	G	Sr	5'10"
10	Xavier Mike	G	Jr	5'10"
12	Kevin Elser	G	Sr	6'0"
15	Quinton Langworthy	F	Sr	6'7"
23	Dion Doka	F	Sr	6'3"
31	Alex Rieck	F	Jr	6'4"
34	Luke Giger	F	Sr	6'4"
42	Desmond Doka	F	Sr	6'0"

Date	Opponent	Result
1/19 @	Payson	W 65-34
1/21 vs	Ben Frank	W 61-52
1/22 @	Vall Chr.	L 47-54
1/26 vs	NW Christ	W 44-33
1/28 vs	Eastmark	W 54-43
1/29 @	Camp Verde	W 55-47
2/02 vs	Page	W 55-46
2/04 vs	Coronado	W 45-37
2/05 @	Chino Vall	W 52-23
2/09 @	Wickenburg	W 67-36
2/12 @	NW Christ	L 49-62
2/16 vs	Camp Verde	W 62-58
2/19 @	Page	L 41-45
2/23 vs	Chino Vall	W 71-29
2/26 vs	Wickenburg	W 68-31
3/01 @	Scott Chr.	L 44-59
3/10 vs	ALA - Gilbert N.	



The AIA requests that you model good sportsmanship by refraining from derogatory cheers, chants, or behavior toward students, coaches, officials, or other spectators. Speak out if you see inappropriate behavior by immediately notifying event management staff. Together, we can provide a safe and respectful environment for all.



Northwest Christian Crusaders



Alignment 3A North Central

Region 3-5

Standings #4

Conference 7-7

Rank #15

Overall 8-9

No.	Name	Pos.	Yr.	Ht.
1	Alex Jeffries	G	Jr	6'1"
3	Nick Buehler	G	Sr	5'9"
5	Isaac Humes	G	Jr	6'2"
10	Bryce Trimble	G	Sr	6'2"
11	Logan Moser	G	Jr	6'1"
15	Jackson Bourland	F	Jr	6'1"
21	Jeremy Proch	G	Sr	6'0"
22	Rocky Maniaci	G	Sr	5'11"
23	Caleb Bracamonte	F	Sr	6'2"
25	Andrew Best	C	Jr	6'9"
30	Ben Strawn	F	Sr	6'4"
32	Marshall Gillette	F	Fr	6'2"
33	Cameron Sterner	C	Sr	6'6"
44	Elijah Hamstra	C	Sr	6'9"

Date	Opponent	Result
1/19 vs	Vall Chr.	L 41-57
1/22 @	North Valley Christian Acad	L 44-51
1/26 @	Ftn Hills	L 33-44
2/03 @	Wickenburg	W 63-46
2/05 @	Page	L 44-62
2/09 vs	Chino Vall	W 44-24
2/10 @	T'pah Vall	W 54-29
2/12 vs	Ftn Hills	W 62-49
2/15 @	Scott Chr.	L 39-51
2/16 vs	T'pah Vall	W 50-39
2/18 @	Camp Verde	L 53-59
2/23 vs	Page	L 34-40
2/24 vs	Gil Christ	L 47-54
2/26 @	Chino Vall	W 55-33
3/01 vs	Camp Verde	L 59-61
3/02 vs	AZ Luth.	W 43-34
3/05 vs	Pusch	W 44-42
3/10 @	Winslow	



The AIA requests that you model good sportsmanship by refraining from derogatory cheers, chants, or behavior toward students, coaches, officials, or other spectators. Speak out if you see inappropriate behavior by immediately notifying event management staff. Together, we can provide a safe and respectful environment for all.



Winslow
Bulldogs

AZPREPS365



Alignment 3A East

Region 9-1

Standings #1

Conference 14-1

Rank #2

Overall 14-1

No.	Name	Pos.	Yr.	Date	Opponent	Result
1	Zane Corum		Sr	1/19	vs Page	W 64-58
2	Cauy Silversmith		Sr	1/21	@ Chino Vall	W 64-26
3	Jeremiah Byjoe		Sr	1/29	@ Blue Ridge	W 73-57
5	Ezekiel Martinez		Sr	2/02	vs Show Low	W 78-58
10	Stormy Kinlecheenie		Sr	2/05	vs Holbrook	W 68-49
23	Tyrell Young		Sr	2/09	@ Snowflake	L 70-79
25	Chris Arellano		Jr	2/12	vs Payson	W 59-42
30	Oshkee Yazzie		Sr	2/13	@ Gil Christ	W 59-52
33	Roy Billups		Sr	2/16	vs Blue Ridge	W 72-63
35	Shiron Dale		Sr	2/19	@ Show Low	W 66-55
40	Dustin Richard		Sr	2/23	@ Holbrook	W 67-49
45	Tysen Leonard		Sr	2/26	vs Snowflake	W 64-63
				2/27	@ Payson	W 85-54
				3/04	@ Camp Verde	W 68-65
				3/05	vs Florence	W 51-49
				3/10	vs NW Christ	



The AIA requests that you model good sportsmanship by refraining from derogatory cheers, chants, or behavior toward students, coaches, officials, or other spectators. Speak out if you see inappropriate behavior by immediately notifying event management staff. Together, we can provide a safe and respectful environment for all.

FINALFORMS

CAN YOU ANSWER THESE QUESTIONS QUICKLY, WITH CONFIDENCE?

made the form update and when? Is he is on both rosters? Were they informed? Which forms are missing signatures? How many physicals expire this week? Did we make check? Do we have the attendance record? Who has discipline received in the data? Did she follow return-to-play protocol? Who has diabetes? Do we have equipment? Who needs contacts? When did we last update the information kept private? Is she certified to drive the van? Did he pass the physical this year? How quickly can we update our social media policy? How much are our energy costs? Can she travel without medication? Are they calling sports? How much insurance company? Do we have the COVID-19 screening records? Can we identify the list to the sheriff? Who was on the damaged bus? Did the coach have a pending lawsuit? Can we provide the paper trail to legal? Can we review the communication with our Athletic Trainer? Is the father authorized for pickup? Who has physicals due? Are we aware of every AED location? Did we deactivate the key fob? Did he sign his contract? Did we know he had a pacemaker? How much the family pay? Do we have a budget for the field trip? Did they read the policy in their native language? Are coaches certified? Which coaches completed all certifications? Who is taking attendance? Can we alert parents regarding weather? Who has medical conditions? Does coach know he is on suicide watch? Can we track student progress? Did she sign the fitness center waiver? Who has been injured? Are signatures time-stamped? Can we view all data in one place?

**COMPLIANCE & COMMUNICATION.
FORMS & PHYSICALS.
HEALTH & SAFETY.**



THE BEST SERVICE AND SUPPORT IN THE BUSINESS.

You have options. Choose FinalForms to partner with a team of educators and experts that care.


www.finalforms.com

GRIMALDI'S

COAL BRICK-OVEN PIZZERIA



THE PERFECT POST-GAME MEAL!
OPEN FOR DINE-IN, CARRYOUT & DELIVERY



**MENTION THIS EMAIL
AND RECEIVE
15% OFF**

1 per check. Not valid on Meal Deals. Cannot be combined with any other offer. Not valid towards alcohol, gift cards, tax or gratuity. Some restrictions apply. See store for details.

Experience the Pizza that Make the Brooklyn Bridge Famous!

Visit www.GRIMALDISPIZZERIA.com to find the nearest location.

2021 Boys Basketball

2A Conference Play-In



Play In
March 5

Play In
March 5

G1: 3/5, 7pm Miami HS

#24 Kingman Academy	42
#9 Miami	73

G5: 3/5, 7pm Glendale Preparatory A...

32	Phoenix Christian #22
69	Glendale Prep #11

G2: 3/5, 7pm Arete Preparatory Acad...

#17 Scottsdale Prep	29
#16 Arete Prep	57

G6: 3/5, 7pm Morenci Jr./Sr. HS

62	River Valley #20
56	Morenci Jr./Sr. #13

G3: 3/5, 7pm St. Augustine Catholic HS

#18 Horizon Honors	70
#15 St. Augustine	67

G7: 3/5, 6pm Gilbert Classical Academy

53	Willcox #19
60	Gilbert Classical #14

G4: 3/5, 7pm St. Johns HS

#21 Round Valley	33
#12 St. Johns	51

G8: 3/5, 7pm Arizona Lutheran Acade...

46	Tombstone #23
62	Arizona Lutheran #10

2021 AIA Boys Basketball 2A State Championship



Round 1
March 10

Quarterfinals
March 13

Semifinals
March 19

Final
March 20

G1: 3/10, 7pm Scottsdale Christian A...

#16 River Valley
#1 Scottsdale Christian

G9: 3/13, 7pm @ High Seed

G2: 3/10, 7pm Chandler Preparatory ...

#9 Miami
#8 Chandler Prep

G13: 3/19, 7:30pm Rancho Solano Pr...

G3: 3/10, 7pm San Tan Charter HS

#12 St. Johns
#5 San Tan Charter

G10: 3/13, 7pm @ High Seed

G4: 3/10, 7pm Benson HS

#13 Gilbert Classical
#4 Benson

G15: 3/20, 7:30pm St. John Paul II Cat...

The bottom team in the matchup is the home team.

Dates, times and locations subject to change.

G5: 3/10, 7pm Pima HS

#14 Arete Prep
#3 Pima

G11: 3/13, 7pm @ High Seed

G6: 3/10, 7pm Phoenix Country Day ...

#11 Glendale Prep
#6 Phoenix Country Day

G14: 3/19, 7:30pm Scottsdale Christi...

G7: 3/10, 7pm Trivium Preparatory Ac...

#10 Arizona Lutheran
#7 Trivium Prep

G12: 3/13, 7pm @ High Seed

G8: 3/10, 7pm Rancho Solano Prepar...

#15 Horizon Honors
#2 Rancho Solano Prep

ON PAPER, SCOTTSDALE CHRISTIAN IS THE TITLE FAVORITE THIS SEASON

by Jose Garcia, AZPreps365

Nothing seems to escape new Scottsdale Christian coach John Anderson.

Not even his players who attempt to toilet paper his house.

Navigating a regular season as a new coach while overseeing 16 teenage boys can be a handful. Throw in a pandemic, and that's quite a lot to juggle for any coach at any level.

But Anderson and his basketball team also haven't forgotten to have some fun during these troubling times. The coach has cameras at his home, which caught some of his players chucking the Charmin at Casa Anderson.

"I may have TP'd back," Anderson joked. "I may or may not. I can't go on the record with that."

What is on the record is that his team is 14-1.

Anderson followed and played for one of the best in Arizona, Bob Fredericks, the coach Anderson replaced and one of only three Arizona legends to reach 750 basketball wins. There's obviously no playbook for a pandemic, but Scottsdale Christian's first-year coach and his boys are so far passing their life and basketball exams.

Scottsdale Christian, which hasn't lost a 2A Conference team this year, will tip off the 2A state tournament on March 10 as the No. 1 seed. The Eagles have made it look easy at times just like the sweet jump shot of its sharpshooter, Ryan Ohlinger.

Since 2016, Fredericks groomed Anderson, Scottsdale Christian's starting center in its 1999 and 2000 championship seasons, to step in this year. Anderson raved about his mentor's detailed practices, which he is emulating.

Assisting Anderson is a veteran coach, Paul Clark, who also coached with Fredericks.

The Eagles' are adept at running their offensive sets with three guards and multiple-look defense, allowing only one team to reach the 50-point mark this season. Anderson and Clark were running the offense when Fredericks was the coach.

The three starting guard rotation of Michael Fan, Garrison Sherman and Ohlinger are tough to guard. At 6-7, Sherman is actually a shooting guard carrying a 40 percent shooting percentage beyond the arc.

Fan is a three-year starter and floor general who can also drain threes and has a "nasty" change of pace that keeps teams from pressing Scottsdale Christian.

And then there's the long armed Ohlinger, probably the best spot up shooter in 2A, Anderson said. Ohlinger had his himself a game this year in which he made 11 of 15 treys in 18 minutes, finishing his efficient performance with 45 points.

The senior's field goal percentage from beyond the arc is hovering around an impressive 50 percent. There's also the team's best on ball defender, captain Jacob Ekre, and 6-8 rim protector Braden Wales.

"It's a team that doesn't have a whole lot of weaknesses," Anderson said. "My sister could be coaching this team and have success."

The humble Anderson, a former 6-7 post player for Point Loma Nazarene University, isn't just committed to keeping Scottsdale Christian's program playing at a high level.

Like Fredericks, he's also mindful of his role as a life coach. A culture handbook with important lessons about such values as servanthood, thankfulness and unselfishness is studied and applied by his team.

One of his players displayed some unselfishness this season that didn't go unnoticed.

Senior guard Josh Hawks suffered a serious leg injury a couple of seasons ago but returned this year.

In a game that was already in hand by Scottsdale Christian this season, Anderson signaled for Hawks to replace Ohlinger, who was having a great game. But Hawks told his coach to keep Ohlinger in.

"Josh was saying to let Ryan have the moment when it should have been (Hawks') moments," Anderson said.

The coach hopes the lessons his players learned will carry on after they leave the Eagles' nest.

Anderson said he is looking forward to the playoffs as well as planning each offseason workout. As mentioned, nothing escapes him.

Win four more games and the championship trophy also won't elude him and his team.



Scottsdale Christian's Garrison Sherman helped elevate his talented team to the No. 1 seed in the 2A tournament. (Mark Jones photo/MaxPreps)

Notes

San Tan Charter: Conditioning, defense and leadership helped the team win its region and lead 2A in scoring this season. The team's leaders: interior defender/rebounder/shooter Andrew Yeahquo; "gifted passer"/scorer Demetrus Johnson II; competitor/transition maestro Isaiah Martin; "great athlete" Te'Jai Price; tough competitor Willie Fragher; multi-threat Cole Foote. Underclassmen Kyree Richmond and Jaleel Mooer have also contributed toward the team's success this year, coach Derek Freeman said. Six players have received offers. Daniel Julian, Tashawn Bigman and Lewis Tauscher each have 3.6 GPA's or higher. ... **Benson:** "The biggest reasons for our team's success this year is our energy and effort on the defensive end," coach Christopher Taylor said. "We play hard for all 32 minutes and our kids buy into the tempo and pressure we create during the game." The team's leaders are Antonio Rigney and Mundo Esparza. "Antonio runs the show for us, gets us organized and always know where everyone should be on the court. (Esparza) is our vocal leader. He picks us all up every day, brings a lot of positive energy and is great at communicating." Every kid on the bench plays for Benson. The team starts five juniors and dresses 10 underclassmen. ... **Pima:** "I would say the main reason we have been successful is because we stick together as a team," coach Cliff Thompson said. "We have made it through some tough spots in our season because we stay together. It's kind of a theme of our team." Points and assist leader Tim Salyer, defender/shooter Kainoa Blair and defensive anchor Jacob Brimhall are the team's leaders. "We are looking forward to playing a few homes games in the state tournament this year and hope we can take the next step this year," Thompson said. "We have made the final four in five out of the last six years." ... **Rancho Solano Prep:** Three players, junior Noe Vargas (16.3 ppg), sophomore Royce Ramos (12.9 ppg) junior Michael Dienes (10.3 ppg), are each averaging double figures in points for the defending champ. Dienes is a 6-7 wing, Vargas is a guard who can score at all three levels and great on defense, and the 6-6 Ramos is shooting 46 percent. Evan Punches (7.2 points per game) is the only senior on the team. The leader played on the team's 2018 and 2020 championship seasons.



Rancho Solano Prep has won two of the past three 2A titles. (Chris Stanley photo/MaxPreps)



River Valley

Dust Devils



Photo not Provided

Alignment 2A West

Region 6-4

Standings #3

Conference 6-4

Rank #20

Overall 9-7

No.	Name	Pos.	Yr.	Ht.
1	Nysaiah Vargas	G	Fr	5'3"
3	Amaro Contrares	G, PG	Sr	5'9"
4	Isaac Andrews	G	Fr	
11	Jake Purdy	F	So	5'7"
15	Jesus Lopez	F	Jr	5'10"
20	Rene Harrison	G	Jr	5'8"
21	Ulyssis Short	F, PG	Jr	5'11"
24	Ezequiel Perez	F	Jr	5'11"
34	Andrew Rodriguez	C, F	Sr	6'3"
35	Trevor Walker	F	Sr	6'2"
43	Michael Dulin	C, F	Jr	6'2"
54	Johnny Walema	F	So	5'11"
55	Jalen Alonzo	F, C	Jr	6'0"

Date	Opponent	Result
1/19 @	Kingman	W 77-43
1/27 vs	King Acad.	W 56-48
1/28 @	Mohave Acc	L 52-60
1/29 vs	Trivium	L 29-58
2/03 @	Parker	W 76-64
2/05 vs	Heritage	W 61-34
2/06 vs	AZ Luth.	L 42-55
2/10 vs	Mohave Acc	L 60-79
2/12 @	King Acad.	W 66-55
2/16 @	Trivium	L 29-90
2/19 @	AZ Luth.	L 35-57
2/20 vs	St. John Paul II Catholic	W 64-39
2/23 @	Heritage	W 46-33
2/26 @	Lk Havasu	L 59-65
2/27 @	Mohave	W 62-46
3/01 @	St. John Paul II Catholic	W 58-27
3/05 @	Morenci	W 62-56
3/10 @	Scott Chr.	



The AIA requests that you model good sportsmanship by refraining from derogatory cheers, chants, or behavior toward students, coaches, officials, or other spectators. Speak out if you see inappropriate behavior by immediately notifying event management staff. Together, we can provide a safe and respectful environment for all.



Scottsdale Christian

Eagles

AZPREPS365

Photo not Provided

Alignment 2A Metro

Region 5-0

Standings #1

Conference 11-0

Rank #1

Overall 14-1

No.	Name	Pos.	Yr.	Ht.	Date	Opponent	Result
3	Josh Hawks	SG	Sr		1/19 @	Gdale Prep	W 45-28
20	Matthew Fan	PG, SG	Sr	5'11"	1/21 @	Santa Cruz	W 71-31
21	Garrison Sherman	SG	Jr	6'6"	1/22 vs	Yuma Cath.	W 61-30
22	Michael Fan	PG	So		1/29 vs	Rancho	W 47-42
24	Ben Tobin		Sr		2/03 @	Gil Christ	L 40-51
25	Jacob Ekre	SG	Sr		2/06 vs	Trivium	W 64-45
30	Josiah Hearn	SG	Jr		2/10 @	AZ Luth.	W 66-28
31	Braden Wales	C, PF	Jr	6'8"	2/12 vs	Phx Christ	W 87-38
32	Naaman Ortega		Jr		2/15 vs	NW Christ	W 51-39
33	Ryan Ohlinger	SG	Sr		2/17 vs	NFL Yet	W 72-41
34	Drew Zittel	PF	Sr	6'3"	2/20 vs	Pima	W 66-37
34	Drew Zittle	PF, SF	Sr		2/24 vs	Veritas	W 60-36
35	Jack Montgomery		Jr		2/27 vs	Scott Prep	W 47-27
40	Adam Mosher	PG, SG	So		3/01 vs	Ftn Hills	W 59-44
45	Matthew Buresh		Jr		3/02 @	Phoenix CD	W 44-40
54	Will Chambers		Sr	6'1"	3/10 vs	River Vall	



The AIA requests that you model good sportsmanship by refraining from derogatory cheers, chants, or behavior toward students, coaches, officials, or other spectators. Speak out if you see inappropriate behavior by immediately notifying event management staff. Together, we can provide a safe and respectful environment for all.



Miami
Vandals

AZPREPS365

Photo not Provided

Alignment 2A East

Region 6-2

Standings #2

Conference 8-3

Rank #9

Overall 10-5

No.	Name	Pos.	Yr.	Ht.	Date	Opponent	Result
0	Gabe Escobedo	F, G	Jr	6'1"	1/20	vs Willcox	W 76-57
2	Tanner Peery	G	Sr	5'6"	1/22	@ Ft Thomas	W 75-53
10	Brayden Kauers	G	Jr	5'7"	1/25	@ Globe	L 63-75
11	Ryan Powell	G	Sr	5'9"	2/02	vs Pima	L 56-77
12	Daniel Moat	G	So	5'11"	2/05	@ St. Johns	W 71-58
13	Curtis Shriner	SG	Jr	6'0"	2/09	vs Morenci	W 64-63
20	Jacob Meyers	G	Sr	5'11"	2/11	vs NFL Yet	W 76-44
23	Chris Laughman	G	So	6'0"	2/12	@ Safford	L 74-83
24	Tyree Koyayesva	G	Jr	5'7"	2/16	vs Round Vall	W 71-57
32	Matt Riddle	C	Jr	6'4"	2/17	@ ST Charter	L 70-77
35	Andre Hayes	SG	So	5'11"	2/19	@ Pima	L 52-59
40	Kris Klindt	C	Sr	6'3"	2/23	vs St. Johns	W 66-50
42	Jayven Badilla	F	Sr	5'11"	2/25	@ Morenci	W 84-73
44	Aiden Guthrey	SF	So	5'10"	2/27	@ Round Vall	W 66-56
50	Ramon Guerrero	F	Sr	5'10"	3/02	vs Globe	W 67-64
					3/05	vs King Acad.	W 73-42
					3/10	@ Chand Prep	



The AIA requests that you model good sportsmanship by refraining from derogatory cheers, chants, or behavior toward students, coaches, officials, or other spectators. Speak out if you see inappropriate behavior by immediately notifying event management staff. Together, we can provide a safe and respectful environment for all.



Chandler Prep

Titans



Photo not Provided

Alignment 2A Valley

Region 5-2

Standings #3

Conference 9-4

Rank #8

Overall 10-5

No.	Name	Pos.	Yr.	Ht.	Date	Opponent	Result
1	Sterling Harris		So		1/19 @	Lincoln Pr	W 74-38
2	Nolan Kemper		So		1/22 vs	Veritas	W 88-60
3	Owen Coulter	SG	Jr	6'1"	2/03 vs	North Valley Christian Acad	L 54-63
5	Joey Pupillo		Sr		2/05 @	Arete Prep	L 29-44
10	Joshua Van ordt		Jr		2/08 vs	N. Pt Prep	W 62-32
11	Zach Romesburg		Jr	6'0"	2/09 @	Sequoia Pathway	W 78-66
12	Luke Padgett		Jr		2/12 @	ST Charter	L 52-72
14	Josh Capel		Sr		2/13 vs	NFL Yet	W 58-42
15	Noah Rasmussen		Jr	5'11"	2/16 vs	Hzon Honor	W 59-55
20	Langston Harris		Jr		2/19 @	Rancho	L 49-56
21	Clark Jordan		Jr		2/20 @	Phoenix CD	L 48-52
22	Eli Land	C	Sr	6'1"	2/23 vs	Sequoia Charter	W 63-56
23	Juan Pietri		Sr		2/26 @	Gil Class	W 66-54
24	Joey Barletta		Sr		2/27 vs	Phx Christ	W 48-38
25	Isaac Land	C, PF	Jr	6'3"	3/02 vs	Arete Prep	W 80-52
					3/10 vs	Miami	



The AIA requests that you model good sportsmanship by refraining from derogatory cheers, chants, or behavior toward students, coaches, officials, or other spectators. Speak out if you see inappropriate behavior by immediately notifying event management staff. Together, we can provide a safe and respectful environment for all.



St. Johns
Redskins

AZPREPS365

Photo not Provided

Alignment 2A East

Region 4-4

Standings #3

Conference 4-4

Rank #12

Overall 9-8

No.	Name	Pos.	Yr.	Ht.	Date	Opponent	Result
2	Justus Burt	SG	Jr	5'10"	1/19 @	Show Low	W 51-48
3	Charlie Humpherys	F	Jr	6'1"	1/22 vs	Joe City	W 77-40
4	Jay Wahl	PF	So	6'0"	1/23 vs	Holbrook	L 52-68
5	Afton Cox	G, F	Jr	5'11"	1/29 vs	Morenci	W 55-43
10	Case Heap	PG	Jr	5'8"	2/02 @	Round Vall	W 48-40
11	Breaden Wall	SG	So	6'1"	2/05 vs	Miami	L 58-71
15	Joseph Bushman	F, PF	Sr	5'11"	2/06 @	Pima	L 47-52
20	Brady Overson	C, PF	Sr	6'4"	2/09 @	Mogollon	W 70-69
21	Parker Humpherys	G	Sr	6'1"	2/12 vs	Pima	L 33-53
22	Cael Stewart	F	Jr	6'5"	2/13 vs	Show Low	W 66-58
23	Hunter Jarvis	C	Jr	6'4"	2/19 vs	Round Vall	W 64-33
24	Preston Wilson	PG, W	Sr	6'0"	2/20 vs	Duncan	W 61-45
33	Anthony Diamond	G	Jr	5'7"	2/22 vs	Thatcher	L 60-73
					2/23 @	Miami	L 50-66
					2/27 @	Blue Ridge	L 55-66
					3/01 @	Morenci	W 56-37
					3/02 vs	Snowflake	L 42-57
					3/05 vs	Round Vall	W 51-33
					3/10 @	ST Charter	



The AIA requests that you model good sportsmanship by refraining from derogatory cheers, chants, or behavior toward students, coaches, officials, or other spectators. Speak out if you see inappropriate behavior by immediately notifying event management staff. Together, we can provide a safe and respectful environment for all.



San Tan Charter



Photo not Provided

Alignment 2A Valley

Region 7-0

Standings #1

Conference 13-0

Rank #5

Overall 13-2

No.	Name	Pos.	Yr.	Ht.	Date	Opponent	Result
	Deandre Julian	G	Jr	5'10"	1/20 @	Yuma Cath.	L 59-65
1	Kyree Richmond	G	Jr	5'10"	1/22 vs	Phx Christ	W 73-47
2	Demetrus Johnson	G, PG	Sr	6'0"	2/04 @	Veritas	W 86-66
3	Isaiah Martin	G	Jr	6'2"	2/09 vs	Sequoia Charter	W 80-57
5	Jaleel Moore	G	Fr	5'9"	2/11 @	North Valley Christian Acad	L 49-54
10	Willie Fragher	F, G	Sr	6'4"	2/12 vs	Chand Prep	W 72-52
12	Daniel Julian	G	Sr	5'10"	2/16 vs	Gil Class	W 82-43
14	Beau Burns	G, G	Fr	5'10"	2/17 vs	Miami	W 77-70
15	Cole Foote	G	Sr	6'0"	2/18 @	Trivium	W 78-57
20	TeJai Price	G	Sr	6'0"	2/19 @	Arete Prep	W 74-51
21	Andrew Yeahquo	F	Sr	6'8"	2/22 vs	NFL Yet	W 90-37
34	Lewis Tauscher	F	Jr	6'1"	2/23 @	Sequoia Pathway	W 112-33
54	Tashawn Bigman	F	Sr	6'1"	2/25 @	Phx Christ	W 88-38
					2/26 vs	Hzon Honor	W 91-61
					3/02 @	Rancho	W 56-48
					3/10 vs	St. Johns	



The AIA requests that you model good sportsmanship by refraining from derogatory cheers, chants, or behavior toward students, coaches, officials, or other spectators. Speak out if you see inappropriate behavior by immediately notifying event management staff. Together, we can provide a safe and respectful environment for all.



Gilbert Classical

Spartans



Photo not Provided

Alignment 2A Valley

Region 3-4

Standings #5

Conference 11-5

Rank #14

Overall 11-5

No.	Name	Pos.	Yr.	Date	Opponent	Result
1	Jared Kennedy	G	Jr	1/20 vs	Veritas	W 49-39
5	Wyatt Thompson	G	Sr	1/22 @	Sequoia Pathway	W 76-50
10	Luke Klingler	G	Jr	1/27 @	Arete Prep	W 49-48
11	Braden Polley	G	So	2/02 vs	Sequoia Charter	W 74-71
12	Liam Reagan	G	Fr	2/03 vs	Heritage	W 54-31
14	Connor Johns	F	Jr	2/05 @	Santa Cruz	W 60-42
21	Hyrum Sawyer	G	Sr	2/08 @	Scott Prep	L 14-40
22	Justice Turley	G	Jr	2/09 vs	Arete Prep	W 59-56
34	Cole Thompson	F	Sr	2/12 vs	Hzon Honor	W 65-51
				2/15 vs	St. John Paul II Catholic	W 55-25
				2/16 @	ST Charter	L 43-82
				2/19 @	Sequoia Charter	L 52-58
				2/23 vs	Rancho	L 26-70
				2/24 @	NFL Yet	W 45-41
				2/26 vs	Chand Prep	L 54-66
				3/02 vs	Sequoia Pathway	W 85-55
				3/05 vs	Willcox	W 60-53
				3/10 @	Benson	



The AIA requests that you model good sportsmanship by refraining from derogatory cheers, chants, or behavior toward students, coaches, officials, or other spectators. Speak out if you see inappropriate behavior by immediately notifying event management staff. Together, we can provide a safe and respectful environment for all.



Benson
Bobcats

AZPREPS365



Alignment 2A South

Region 6-0

Standings #1

Conference 6-1

Rank #4

Overall 12-1

No.	Name	Pos.	Yr.	Ht.	Date	Opponent	Result
1	Devin Bowling	G	Jr	5'9"	1/22 @	Pima	L 47-80
2	Antonio Rigney	PG	Jr	5'8"	1/26 vs	Des. Chris	W 75-40
3	Angel Rigney	SG, PG	So	5'10"	1/29 @	Willcox	W 71-40
4	Adrian Evans		So	5'10"	2/03 vs	St. David	W 71-58
10	Tristan Martinez	F	Jr	6'1"	2/05 @	Sahuarita	W 81-32
11	Aiden Finch	SF	So	6'2"	2/08 @	Patagonia	W 74-51
12	Andrew Evans		Sr	5'7"	2/09 vs	Tombstone	W 69-52
13	Dalton Crockett		Fr	6'2"	2/12 vs	Willcox	W 50-48
14	Wyatt Wilharm	G	Jr	6'0"	2/16 @	Tombstone	W 58-44
22	Brandon Emmerich	C, PF	Sr	6'3"	2/19 @	Des. Chris	W 69-31
22	Brandon Emmerich	F	Sr	6'2"	2/23 vs	St. August	W 57-53
23	Brok Determan	F	Jr	6'2"	2/25 @	St. David	W 50-47
32	Mundo Esparza	F	Jr	6'0"	3/02 @	St. August	W 71-47
					3/10 vs	Gil Class	



Arete Prep
Chargers

AZPREPS365



Alignment 2A Valley

Region 2-5

Standings #6

Conference 8-6

Rank #16


Overall 12-6

No.	Name	Pos.	Yr.	Ht.
2	Owen Kremer	SG	Sr	5'10"
3	Peter Waheibi		So	5'8"
4	Toni Atolagbe	SG, PG	Sr	6'0"
12	Wes Lannuier		Sr	6'0"
13	Sammy Mourad	PG	Sr	5'9"
14	Brandon Fish	SG, PF	Sr	6'1"
21	Jack Bellomy	SG, PG	Jr	5'8"
24	Matthew McClelland	PG, SG	Jr	6'2"
25	Sebastian Siebers	PG, SG	So	
33	Nathan Warm		Jr	6'3"
42	Jack Spano		Sr	6'2"

Date	Opponent	Result
1/20 @	Tempe Prep	W 73-58
1/22 @	St. John Paul II Catholic	W 67-24
1/26 vs	Santa Cruz	W 69-19
1/27 vs	Gil Class	L 48-49
1/29 @	Phx Christ	W 55-52
2/01 vs	Sequoia Charter	W 1-0
2/04 vs	Anth. Prep	W 53-50
2/05 vs	Chand Prep	W 44-29
2/09 @	Gil Class	L 56-59
2/10 vs	Des. Chris	W 56-35
2/12 vs	Rancho	L 38-63
2/16 @	Sequoia Charter	L 53-59
2/17 vs	Heritage	W 60-26
2/19 vs	ST Charter	L 51-74
2/23 @	Hzon Honor	W 55-47
2/25 @	Tempe Prep	W 77-43
2/26 vs	Sequoia Pathway	W 81-53
3/02 @	Chand Prep	L 52-80
3/05 vs	Scott Prep	W 57-29
3/10 @	Pima	



The AIA requests that you model good sportsmanship by refraining from derogatory cheers, chants, or behavior toward students, coaches, officials, or other spectators. Speak out if you see inappropriate behavior by immediately notifying event management staff. Together, we can provide a safe and respectful environment for all.



Pima
Roughriders

AZPREPS365



Alignment 2A East

Region 8-0

Standings #1

Conference 9-1

Rank #3

Overall 14-2

No.	Name	Pos.	Yr.	Ht.	Date	Opponent	Result
0	Kenton Skiba	SF	Sr	6'0"	1/19	vs Globe	W 81-46
1	Coy Miller	G	So	5'11"	1/22	vs Benson	W 80-47
2	Wyatt Wiltbank	G	So	5'10"	1/28	@ Thatcher	W 59-53
3	Reggie Stewart	G	Sr	5'11"	1/29	@ St. David	L 48-53
4	Pierce Ashby	F	So	6'4"	2/02	@ Miami	W 77-56
5	Kaleb (Kainoa) Blair	G	Sr	5'10"	2/05	vs Morenci	W 68-37
10	Leland Thompson	G	So	6'0"	2/06	vs St. Johns	W 52-47
11	Tim Salyer	G, F	Sr	6'1"	2/09	vs Round Vall	W 65-38
12	Grant Ashby	F	So	6'3"	2/12	@ St. Johns	W 53-33
13	Trett Wiltbank	G	Sr	6'1"	2/13	@ Blue Ridge	W 56-48
23	Dallin Kartchner	F	Jr	6'0"	2/19	vs Miami	W 59-52
32	Seth Russell	C	So	6'4"	2/20	@ Scott Chr.	L 37-66
33	Garrett Curtis	F	So	6'2"	2/23	@ Morenci	W 49-48
51	Jacob Brimhall	C	Sr	6'3"	2/24	@ Safford	W 61-56
					2/26	@ Round Vall	W 63-29
					3/01	vs Thatcher	W 58-55
					3/10	vs Arete Prep	



The AIA requests that you model good sportsmanship by refraining from derogatory cheers, chants, or behavior toward students, coaches, officials, or other spectators. Speak out if you see inappropriate behavior by immediately notifying event management staff. Together, we can provide a safe and respectful environment for all.



Glendale Prep

Griffins

AZPREPS365



Alignment 2A Central

Region 9-0

Standings #1

Conference 9-4

Rank #11

Overall 9-4

No.	Name	Pos.	Yr.	Ht.	Date	Opponent	Result
	Gavin Aikins		Sr		1/19 vs	Scott Chr.	L 28-45
	Ryan Anderson		Sr		1/22 vs	North Prep	W 64-19
	Cole Christensen		Jr		1/26 vs	Vall Luth.	W 54-22
	Chris Curran		Sr		2/02 @	Scott Prep	W 61-26
	Joe Curran		Jr		2/04 @	Rancho	L 33-45
	Chase Fredrickson		Fr		2/05 vs	N. Pt Prep	W 64-31
	Jonathan Krause		Sr		2/11 vs	Trivium	L 36-52
	Nicholas Nally		So		2/16 vs	Red Rock	W 71-44
	Jacob Som		Fr		2/19 @	Vall Luth.	W 55-23
	Sam Terpstra		Jr		2/22 @	North Prep	W 74-36
2	Jason Cullum	SG	Fr	5'10"	2/23 @	N. Pt Prep	W 56-13
2	Jason Cullum	SG	Fr	5'10"	2/24 @	Phoenix CD	L 43-49
					2/26 vs	Scott Prep	W 50-42
					3/05 vs	Phx Christ	W 69-32
					3/10 @	Phoenix CD	



Phoenix Country Day *Eagles*

AZPREPS365



Alignment 2A Metro

Region 4-1

Standings #2

Conference 10-2

Rank #6

Overall 12-2

No.	Name	Pos.	Yr.	Ht.	Date	Opponent	Result
1	SAMMY BRODSKY	G	Fr	6'0"	1/23 vs	Morenci	L 48-52
2	KIAHN TEHRANCHI	G	Jr	5'11"	1/29 vs	Hzon Honor	W 73-61
5	MATTHEW SANTOS	G	So	5'7"	1/30 vs	Scott Prep	W 61-40
11	CHRIS SANTOS	G	Sr	5'10"	2/03 vs	King Acad.	W 73-35
13	BEN LEWIS	G	So	6'0"	2/09 @	Phx Christ	W 52-43
14	SAM TEPPER	G	Jr	6'2"	2/12 vs	Veritas	W 74-40
22	TANTI FELLI	F	Jr	6'5"	2/13 vs	Camp Verde	W 58-57
23	MATTHEW LINHART	G	Sr	6'1"	2/16 vs	NFL Yet	W 70-42
24	SAMUEL STEINER	G	Sr	6'2"	2/20 vs	Chand Prep	W 52-48
32	BEN BRODSKY	F	Sr	6'3"	2/23 vs	Santa Cruz	W 79-40
33	WILL MIRAGLIA	PF	Sr	6'4"	2/24 vs	Gdale Prep	W 49-43
					2/26 @	Cicero Prep	W 76-56
					3/01 vs	Vall Luth.	W 85-22
					3/02 vs	Scott Chr.	L 40-44
					3/10 vs	Gdale Prep	



Arizona Lutheran

Coyotes

AZPREPS365



Alignment 2A West

Region 8-2

Standings #2

Conference 11-4

Rank #10

Overall 12-6

No.	Name	Pos.	Yr.	Ht.
3	TJ Gray		Sr	5'10"
10	Jack Schaumberg		Jr	6'1"
13	Reed Bode		So	6'0"
14	Tanner Plitzuweit		Jr	6'4"
21	Jackson Indahl		Jr	6'1"
22	Dayton Draper		Jr	6'1"
23	Eli Jacobson		Sr	6'1"
25	Noah Draper		Fr	6'2"
33	Anthony Steele-Garcia		Jr	6'0"
35	Josiah Cunningham		Sr	6'4"
40	Luis Guerrero		Fr	5'7"

Date	Opponent	Result
1/18 @	Camp Verde	L 51-54
1/21 vs	Phx Christ	W 43-40
1/22 vs	T'pah Vall	W 68-34
1/26 @	Trivium	L 56-68
1/28 vs	Sequoia Charter	W 52-47
2/02 @	Hzon Honor	W 55-41
2/05 @	King Acad.	W 67-42
2/06 @	River Vall	W 55-42
2/09 @	Heritage	W 63-24
2/10 vs	Scott Chr.	L 28-66
2/12 vs	Trivium	L 49-51
2/16 @	St. John Paul II Catholic	W 63-5
2/18 vs	Rancho	L 35-43
2/19 vs	River Vall	W 57-35
2/22 vs	St. John Paul II Catholic	W 45-14
2/23 vs	King Acad.	W 64-34
2/25 vs	Heritage	W 70-21
3/02 @	NW Christ	L 34-43
3/05 vs	Tombstone	W 62-46
3/10 @	Trivium	



The AIA requests that you model good sportsmanship by refraining from derogatory cheers, chants, or behavior toward students, coaches, officials, or other spectators. Speak out if you see inappropriate behavior by immediately notifying event management staff. Together, we can provide a safe and respectful environment for all.



Trivium Prep

Crimson Knights

AZPREPS365

Photo not Provided

Alignment 2A West

Region 10-0

Standings #1

Conference 12-3

Rank #7

Overall 13-3

No.	Name	Pos.	Yr.	Ht.	Date	Opponent	Result
0	Dominic Simmons	G	Fr		1/22	vs Sequoia Charter	W 77-45
1	Luke Willingham	G	Jr	6'1"	1/26	vs AZ Luth.	W 68-56
2	Jasper Zamora	PG, SG	Jr	5'8"	1/29	@ River Vall	W 58-29
4	Aj Williams	G	Jr	5'11"	2/02	@ Heritage	W 68-16
10	Raymond Zou		Sr	5'7"	2/06	@ Scott Chr.	L 45-64
11	Kaden Bruggeman		So	5'9"	2/09	vs King Acad.	W 83-37
12	Jake Schleifer	PF	Sr	6'7"	2/11	@ Gdale Prep	W 52-36
21	August Hubbard	SF, SG	Sr	6'3"	2/12	@ AZ Luth.	W 51-49
22	Sam Roberts	F	So	6'3"	2/13	@ St. John Paul II Catholic	W 97-11
25	john jeanisse	F	Sr	6'3"	2/16	vs River Vall	W 90-29
34	Hee-sung An		Fr		2/18	vs ST Charter	L 57-78
43	Joel Reis		So		2/19	vs Heritage	W 76-18
					2/23	vs St. John Paul II Catholic	W 72-6
					2/25	@ Rancho	L 38-52
					2/26	@ King Acad.	W 64-45
					3/02	vs Odyssey	W 82-21
					3/10	vs AZ Luth.	



The AIA requests that you model good sportsmanship by refraining from derogatory cheers, chants, or behavior toward students, coaches, officials, or other spectators. Speak out if you see inappropriate behavior by immediately notifying event management staff. Together, we can provide a safe and respectful environment for all.



Horizon Honors Eagles



Photo not Provided

Alignment 2A Valley

Region 2-5

Standings #7

Conference 4-8

Rank #18

Overall 5-10

No.	Name	Pos.	Yr.	Ht.	Date	Opponent	Result
0	Corey Holloway	PG	Fr	5'10"	1/20 @	ALA - Gilbert N.	L 67-76
1	Kaden Garber	SG, PG	Fr	5'10"	1/26 vs	Phx Christ	L 68-69
2	Michael Keelen	PG	Jr	5'10"	1/27 @	Vall Chr.	L 38-79
3	John Fera	SG	Sr	5'9"	1/29 @	Phoenix CD	L 61-73
4	Caden Bauer	SG, W	Sr	5'10"	2/02 vs	AZ Luth.	L 41-55
10	Diego Rivera	SG	Jr	6'2"	2/09 vs	Rancho	L 44-55
11	Casey Johnson	SG	Sr	6'0"	2/10 vs	Bourgade	W 72-51
12	Alec Bown	SG, W	Jr	5'11"	2/12 @	Gil Class	L 51-65
20	Alex Rivers	F	Fr	6'1"	2/16 @	Chand Prep	L 55-59
21	Jacob Haines	G	Fr	5'8"	2/19 vs	Sequoia Pathway	W 68-44
24	Quinn Cook	SG, W	Jr	6'2"	2/20 @	Scott Prep	W 54-44
31	Ben Brady	SG	Sr	5'7"	2/23 vs	Arete Prep	L 47-55
32	Ethan Ellixson	G	Fr	5'7"	2/25 @	Sequoia Pathway	W 86-69
44	Luke Lemme	C	Sr	6'3"	2/26 @	ST Charter	L 61-91
					3/02 @	Sequoia Charter	W 79-74
					3/05 @	St. August	W 70-67
					3/10 @	Rancho	



The AIA requests that you model good sportsmanship by refraining from derogatory cheers, chants, or behavior toward students, coaches, officials, or other spectators. Speak out if you see inappropriate behavior by immediately notifying event management staff. Together, we can provide a safe and respectful environment for all.



Rancho Solano Prep

Mustangs



Photo not Provided

Alignment 2A Valley

Region 6-1

Standings #2

Conference 10-2

Rank #2

Overall 16-3

No.	Name	Pos.	Yr.	Ht.	Date	Opponent	Result
1	Kason Payne	PG, SG	Jr	6'0"	1/19 @	North Valley Christian Acad	W 66-65
2	Niko Pikar	SG	Jr	6'3"	1/22 vs	Camp Verde	W 63-49
3	Evan Punches	SG, SF	Sr	6'3"	1/25 @	Gregory	W 61-40
4	Michael Dienes	G, F	Jr	6'7"	1/27 @	ALA - Gilbert N.	W 55-50
5	Aidan Mushahwar	G, G	Fr	6'1"	1/29 @	Scott Chr.	L 42-47
10	Rayan Hachem	PG, SG	Jr	6'0"	2/02 vs	Williams	W 66-31
11	Anthony Willis	G	Jr	6'2"	2/04 vs	Gdale Prep	W 45-33
20	Akshay Sachdeva	G	So	5'8"	2/05 @	Phx Christ	W 64-40
21	Sagith Vargas	PG	Fr	5'10"	2/09 @	Hzon Honor	W 55-44
22	Michael Vinson	F	So	5'11"	2/12 @	Arete Prep	W 63-38
23	Noe Vargas	G	Jr	6'2"	2/13 vs	Perry	L 40-65
30	Royce Ramos	F	So	6'6"	2/16 vs	Sequoia Pathway	W 98-15
					2/18 @	AZ Luth.	W 43-35
					2/19 vs	Chand Prep	W 56-49
					2/23 @	Gil Class	W 70-26
					2/25 vs	Trivium	W 52-38
					2/26 vs	Sequoia Charter	W 55-36
					3/01 vs	Cicero Prep	W 73-42
					3/02 vs	ST Charter	L 48-56
					3/10 vs	Hzon Honor	



The AIA requests that you model good sportsmanship by refraining from derogatory cheers, chants, or behavior toward students, coaches, officials, or other spectators. Speak out if you see inappropriate behavior by immediately notifying event management staff. Together, we can provide a safe and respectful environment for all.

OUAZ

NOW OFFERING SCHOLARSHIPS FOR

- **SPORTS MEDICINE CLUB**
- **MUSICAL THEATER**
- **ESPORTS**
- **BUSINESS CLUB**
- **WRESTLING**
- **LEADERSHIP**
- **AND BOWLING**

PROMO CODE: LEADTHEPACK



DON'T WAIT. APPLY FOR FREE TODAY!

Ottawa.edu/OUAZ

Total Office Solutions



Get in touch with our
workflow experts today for
customized office solutions

480-305-5500



PACIFIC OFFICE AUTOMATION
Managed IT Services

— PROBLEM SOLVED —

4501 E McDowell Rd.
Phoenix, AZ 85008

pacificoffice.com

Boys Basketball Championship Teams

6A

Year	Winning Team	Head Coach	Runner-up Team	Head Coach	Score
2020	Desert Vista (28-3)	Gino Crump	Mountain Pointe (16-12)	Kaimarr Price	75-55
2019	Pinnacle (24-2)	Charlie Wilde	Chaparral (18-7)	Dan Peterson	83-64
2018	Pinnacle (23-7)	Charlie Wilde	Mountain Pointe (26-4)	Duane Eason	76-60
2017	Basha (30-1)	Mike Grothaus	Corona del Sol (26-4)	Neil MacDonald	75-65

5A

Year	Winning Team	Head Coach	Runner-up Team	Head Coach	Score
2020	Ironwood (28-2)	Jordan Augustine	Millennium (24-6)	Ty Amundsen	78-70
2019	Gilbert (29-1)	Jay Caserio	Millennium (20-6)	Ty Amundsen	38-37
2018	Sunnyslope (27-5)	Ray Portela	Deer Valley (26-3)	Jed Dunn	45-35
2017	Sunnyslope (26-4)	Ray Portela	Apollo (26-4)	Jacob Marin	58-57 (2OT)

4A

Year	Winning Team	Head Coach	Runner-up Team	Head Coach	Score
2020	Salpointe Catholic (30-1)	Jim Reynolds	Peoria (26-4)	Patrick Battillo	54-48 (OT)
2019	Shadow Mountain (21-1)	Mike Bibby	Deer Valley (22-4)	Jed Dunn	64-38
2018	Shadow Mountain (25-1)	Mike Bibby	Salpointe Catholic (15-15)	Jim Reynolds	83-79
2017	Shadow Mountain (27-1)	Mike Bibby	Salpointe Catholic (21-10)	Brian Holstrom	81-48

3A

Year	Winning Team	Head Coach	Runner-up Team	Head Coach	Score
2020	American Leadership (QC) (25-7)	Ryan McCurdy	Sabino (27-4)	Martin Roth	54-42
2019	Valley Christian (27-5)	Greg Haagsma	Pusch Ridge (25-4)	Erik Michaud	57-44
2018	Winslow (27-6)	Scott Corum	Blue Ridge (31-4)	Darryl Suber	79-63
2017	Fountain Hills (23-6)	Matthew Keating	Winslow (25-10)	Scott Corum	55-48

2A

Year	Winning Team	Head Coach	Runner-up Team	Head Coach	Score
2020	Rancho Solano Prep (20-14)	Aaron Trigg	Trivium Prep (30-3)	Ryan Nelson	46-35
2019	Scottsdale Christian (22-3)	Bob Fredericks	Alchesay (30-3)	Kyle Goklish	72-41
2018	Rancho Solano Prep (27-5)	Aaron Trigg	Alchesay (33-2)	Kyle Goklish	69-62
2017	Gilbert Christian (25-5)	Kurt Keener	Alchesay (34-3)	Kyle Goklish	66-51

1A

Year	Winning Team	Head Coach	Runner-up Team	Head Coach	Score
2020	Fort Thomas (29-5)	Matthew Dona	North Valley Christian (26-5)	Randy Walker	62-46
2019	The Gregory School (29-4)	Craig Everson	Ray (19-13)	Dustin Bingham	79-51
2018	The Gregory School (27-4)	Craig Everson	Ft. Thomas (23-9)	Matthew Dona	65-46
2017	NFL Yet (29-2)	Humberto Ramirez	The Gregory School (29-2)	AJ Albritton	75-50

Boys Basketball Championship Teams

Division I

Year	Winning Team	Head Coach	Runner-up Team	Head Coach	Score
2016	Mesa (27-4)	Shane Burcar	Sunnyslope (25-5)	Ray Portela	51-48
2015	Corona del Sol (32-1)	Sam Duane Jr.	Desert Vista (26-5)	Tony Darden	57-32
2014	Corona del Sol (33-1)	Sam Duane Jr.	Pinnacle (23-10)	Charlie Wilde	71-70 (OT)
2013	Corona del Sol (29-5)	Sam Duane Jr.	Pinnacle (26-7)	Charlie Wilde	63-59
2012	Corona del Sol (32-1)	Sam Duane Jr.	Cesar Chavez (27-6)	Gary Lee	66-53

Division II

Year	Winning Team	Head Coach	Runner-up Team	Head Coach	Score
2016	Shadow Mountain (27-5)	Mike Bibby	Agua Fria (28-3)	Randy Lavender	86-55
2015	Gilbert Christian (25-6)	Kurt Keener	Arcadia (22-10)	Stephen Danford	55-52 (OT)
2014	Shadow Mountain (29-3)	Jerry Connor	Flagstaff (27-4)	James Kirk	83-58
2013	Paradise Valley (26-7)	Mark Macgowan	Salpointe Catholic (23-11)	Brian Holstrom	45-39
2012	Peoria (27-3)	Mike Serwa	Amphitheater (30-4)	Ben Hurley	50-48

Division III

Year	Winning Team	Head Coach	Runner-up Team	Head Coach	Score
2016	Scottsdale Christian (26-4)	Bob Fredericks	Estrella Foothills (29-3)	Rich Gutwein	40-35
2015	Snowflake (29-3)	Andy Wood	Combs	Kirk Fauske	57-52
2014	Valley Christian (22-8)	Greg Haagsma	Cortez (25-4)	Tarik James	64-53
2013	Gilbert Christian (31-3)	Jerome Joseph	Valley Christian (23-10)	Greg Haagsma	60-48
2012	Gilbert Christian (27-4)	Jerome Joseph	Thatcher (30-4)	Chris Cook	62-42

Division IV

Year	Winning Team	Head Coach	Runner-up Team	Head Coach	Score
2016	Yuma Catholic (31-1)	Ricky Barnes	Phoenix Country Day (25-6)	Shane Lewis	77-61
2015	Arizona Lutheran (29-5)	Doug Meyer	Scottsdale Prep (27-4)	Chad Clum	49-47 (OT)
2014	Arizona Lutheran	Doug Meyer	Scottsdale Prep	Chad Clum	73-65
2013	Joy Christian (26-0)	Scott Brown	Arizona Lutheran (21-6)	Doug Meyer	74-63
2012	Phoenix Country Day (20-5)	Shane Lewis	Arizona Lutheran (18-5)	Doug Meyer	49-29

Division V

Year	Winning Team	Head Coach	Runner-up Team	Head Coach	Score
2016	San Carlos (28-4)	Terry Antonio	Bisbee (26-7)		57-53 (OT)

Boys Basketball Championship Teams

Class 5A

Division I

Year	Winning Team	Head Coach	Runner-up Team	Head Coach	Score
2011	Mountain View (Mesa) (27-3)	Gary Ernst	Brophy Prep (21-8)	Tony Fuller	50-29
2010	North	Joseph Bustos	Cesar Chavez	Gary Lee	71-66
2009	St. Mary's (22-4)	David Lopez	Highland (29-4)	Mark Carlino	70-62
2008	Desert Vista (26-5)	Doug Harris	St. Mary's (21-11)	David Lopez	63-50
2007	Mountain View (Mesa) (28-4)	Gary Ernst	St. Mary's (19-13)	David Lopez	78-60
2006	Mountain View (Mesa) (29-3)	Gary Ernst	Corona del Sol (28-2)	Sam Duane	80-50

Division II

Year	Winning Team	Head Coach	Runner-up Team	Head Coach	Score
2011	Betty Farifax (23-7)	Don Dominguez	Chaparral (20-10)	Aaron Windler	65-60 (2OT)
2010	Boulder Creek (28-2)	Randy Walker	Chaparral (18-10)	Aaron Windler	59-58
2009	North (25-6)	Joseph Bustos	Ironwood Ridge (27-5)	Brian Peabody	42-39
2008	Ironwood Ridge (27-6)	Brian Peabody	Marcos de Niza (15-17)	Dave Stark	61-51
2007	Desert Mountain (21-11)	Todd Fazio	Paradise Valley (21-12)	Mark MacGowan	65-55
2006	South Mountain (30-4)	David Grace	Deer Valley (27-4)	John Fellens	75-54

Class 5A

Year	Winning Team	Head Coach	Runner-up Team	Head Coach	Score
2005	Mountain View (Mesa) (32-1)	Gary Ernst	St. Mary's (25-7)	Dave Lopez	69-53
2004	Mesa (28-3)	Shawn Lynch	Desert Vista (20-13)	Doug Harris	54-46
2003	Gilbert (31-3)	Tom Bennett	Desert Vista (28-5)	Al Merino	56-51
2002	Marcos de Niza (25-8)	David Stark	Highland (24-10)	John Burns	60-49
2001	St. Mary's (30-3)	Dave Lopez	Brophy Prep (24-8)	Mark Granger	64-57
2000	Shadow Mountain (27-5)	Jerry Conner	Highland (22-9)	David Yates	79-53
1999	Mountain View (Mesa) (29-6)	Gary Ernst	Salpointe Catholic (30-4)	Brian Peabody	66-54
1998	Mountain View (Mesa) (34-1)	Gary Ernst	Carl Hayden (24-7)	Argie Rhymes	62-45
1997	Carl Hayden (26-3)	Argie Rhymes	Salpointe Catholic (29-4)	Brian Peabody	80-75 (OT)
1996	Shadow Mountain (29-4)	Jerry Conner	Corona del Sol (25-7)	Sam Duane	81-56
1995	Mountain View (Mesa) (31-0)	Gary Ernst	Shadow Mountain (27-4)	Jerry Conner	78-71
1994	Corona del Sol (26-7)	Sam Duane	Carl Hayden (23-7)	Argie Rhymes	84-60
1993	Carl Hayden (29-1)	Argie Rhymes	Chaparral (19-12)	Terry Kearney	67-54
1992	South Mountain (26-5)	Clement Chapman	Mountain View (Mesa) (19-12)	Gary Ernst	65-48
1991	South Mountain (32-0)	Clement Chapman	Carl Hayden (26-6)	Argie Rhymes	61-50
1990	Saguaro (22-8)	Mike Cady	Corona del Sol (25-6)	Sam Duane	88-78
1989	Corona del Sol (24-5)	Sam Duane	Apollo (27-2)	David Lopez	88-85
1988	Mesa (26-3)	Paul Newendyke	Sahuaro (29-2)	Dick McConnell	78-76
1987	South Mountain (22-6)	Charles Dean	Corona del Sol (22-8)	Sam Duane	62-49
1986	McClintock (26-3)	Doc Zinke	Brophy Prep (27-1)	John Chambers	71-67
1985	Alhambra (27-1)	Phil Kemp	Catalina (23-6)	Gerry Lybeck	77-58
1984	Chandler (21-7)	Joe Partain	South Mountain (21-6)	Don Petroff	54-52
1983	South Mountain (26-3)	Don Petroff	Pueblo (24-5)	Barry O'Rourke	100-47
1982	Sahuaro (28-1)	Dick McConnell	Phoenix Union (24-4)	Argie Rhymes	69-50
1981	East (28-0)	Royce Youree	Chandler (24-4)	Gary Ernst	68-38
1980	East (25-4)	Royce Youree	South Mountain (24-4)	Don Petroff	63-61
1979	St. Mary's (26-2)	Ron Gray	Santa Rita (24-2)	David Lynch	94-72
1978	Pueblo (28-0)	Roland LaVetter	Rincon (22-6)	Bill Mehle	70-54

Boys Basketball Championship Teams

Class 5A cont'd

Year	Winning Team	Head Coach	Runner-up Team	Head Coach	Score
1977	Pueblo (25-5)	Roland LaVetter	Sunnyside (23-5)	Dwight Rees	42-37
1976	Chandler (26-2)	Gary Ernst	Rincon (27-2)	Bill Mehle	59-53
1975	East (28-0)	Royce Youree	Rincon (23-2)	Bill Mehle	67-61
1974	Alhambra (26-3)	Phil Kemp	East (27-2)	Royce Youree	68-66 (4OT)
1973	East (23-5)	Royce Youree	Maryvale (23-6)	Wayne Kindall	71-65
1972	Maryvale (27-3)	Wayne Kindall	Westwood (23-5)	Noel Frank	56-46
1971	East (26-3)	Royce Youree	Phoenix Union (24-5)	Wimpy Jones	70-69 (OT)
1970	Sahuaro (22-3)	Dick McConnell	Glendale (16-5)	Bob Hutchison	66-58
1969	Tucson (23-1)	Tony Morales	Tempe (23-3)	Sam Duane	80-76
1968	Phoenix Union (24-4)	Wimpy Jones	Maryvale (21-6)	Jerry Waugh	65-56
1967	Phoenix Union (26-1)	Wimpy Jones	Rincon (22-1)	Dick King	63-60
1966	Camelback (19-5)	Richard Lucas	Tempe (19-5)	Sam Duane	74-64
1965	Rincon (19-3)	Dick King	North (15-8)	Jiggs Hardt	80-72
1964	Camelback (20-3)	James Smith	North (15-7)	Jiggs Hardt	60-54
1963	Catalina (20-2)	Galen Kintner	South Mountain (15-9)	Larry Baroldy	48-44
1962	Tucson (21-0)	Tony Morales	Flagstaff (23-1)	Fred Anderson	54-52
1961	Phoenix Union (21-2)	Wimpy Jones	Catalina (15-8)	Bill Kemerries	68-44
1960	Phoenix Union (23-0)	Wimpy Jones	Tucson (11-7)	Tony Morales	74-50
1959	Phoenix Union (25-3)	Ed Long	Camelback (20-7)	Billy Mann	61-52
1958	Phoenix Union (22-2)	Ed Long	Holbrook (13-7)	Frank Turley	80-53
1957	Camelback (15-6)	Billy Mann	West (14-9)	Fred Roche	33-29 (OT)
1956	Phoenix Union (23-0)	Ed Long	Tucson (11-10)	Tony Morales	79-35
1955	Phoenix Union (21-1)	Ed Long	Tucson (9-10)	Tony Morales	59-49
1954	West (19-3)	Link Richmond	Phoenix Tech (10-11)	Runt Goddard	37-33
1953	Phoenix Tech (17-2)	Runt Goddard	Mesa (17-5)	Ken Heywood	47-45
1952	West (16-7)	Link Richmond	Mesa (14-9)	Ken Heywood	48-38
1951	Mesa (18-5)	Ken Heywood	Phoenix Union (18-3)	Bob Ruman	48-41
1950	Mesa (22-1)	Mutt Ford	North (18-5)	Billy Mann	51-40
1949	Tucson (23-0)	Bud Doolen	Amphitheater (12-11)	George Genung	49-26

ALL CLASSES COMBINED:

1948	Tucson (28-0)	Bud Doolen	Phoenix Union (20-5)	Bud Robinson	48-46
1947	Florence (20-4)	George Ahee	Douglas (20-3)	Frank Sancet	33-32
1946	Mesa (17-11)	Mutt Ford	Glendale (19-7)	John Whatley	44-37
1945	Tucson (25-3)	Bud Doolen	North (18-8)	Rolly Caldwell	40-39
1944	Phoenix Union (26-1)	R.R. Robinson	Mesa (15-9)	Steve Coutchie	30-26
1943	Tucson (20-1)	Bud Doolen	Miami (17-4)	Earl McCullar	45-25
1942	Tucson (25-1)	Earl McCullar	Peoria (21-2)	Don Pace	44-40
1940	Duncan (16-7)	Frank Brickey	Tucson (15-9)	Bud Doolen	31-29
1939	Duncan (20-3)	Frank Brickey	Benson (20-5)	J.A. Kartchner	25-17
1938	Duncan (17-6)	Frank Brickey	Florence (17-3)	C.W. Caywood	24-23
1937	Peoria (15-1)	Mutt Ford	Florence (18-2)	C.W. Caywood	29-24
1936	Mesa (19-6)	Steve Coutchie	Globe (14-7)	Sturgeon Cromer	34-31
1935	Phoenix Union (21-3)	R.R. Robinson	Miami (14-6)	Bud Doolen	28-19
1934	Tucson (19-1)	Rollin T. Gridley	Globe (12-5)	Sturgeon Cromer	20-17
1933	Mesa (15-4)	Steve Coutchie	Tucson (14-4)	Rollin T. Gridley	28-22
1932	Douglas (10-3)	Milt Morse	Miami (14-3)	Bud Doolen	22-21
1931	Phoenix Union (16-3)	R.R. Robinson	Tucson (11-9)	Rollin T. Gridley	26-9
1930	Bisbee	Francis Alexander	Clarkdale	E.M. Gruver	41-18
1929	St. Johns (20-0)	Vernal Harris	Douglas (13-6)	Fuzzy Warren	19-13
1928	Phoenix Union (14-5)	R.R. Robinson	Miami (15-3)	L.H. Purdy	19-17

Boys Basketball Championship Teams

Class 5A cont'd

Year	Winning Team	Head Coach	Runner-up Team	Head Coach	Score
1927	Safford (12-6)	Ben Damberg	Gilbert (17-8)	Owen Allen	19-18
1926	Mesa (14-5)	Bob Thomas	Gilbert (17-3)	Owen Allen	28-19
1925	Mesa (14-8)	Elmer Weber	Phoenix Union (9-7)	R.R. Robinson	28-17
1924	Mesa (10-7)	Elmer Weber	Chandler (23-22)	J.W. Garms	25-23
1923	Mesa (13-3)	Ray Duus	Phoenix Union (10-5)	R.R. Robinson	44-25
1922	Phoenix Union (9-6)	R.R. Robinson	Gila Academy	Ernest Shumway	50-26
1921	Globe (13-0)	Parke Vickrey	Gilbert (8-2)	Donald Biery	26-23
1920	Phoenix Union (14-4)	N/A	Tucson (6-4)	Allan Flint	30-20
1919	Phoenix Union (6-3)	W.W. Carpenter	Flagstaff Normal (4-2)	R.A. Fuller	37-34
1918	Mesa (10-0)	John Findley	Phoenix Union (11-5)	W.W. Carpenter	31-28
1917	Mesa (8-0)	John Findley	Chandler (5-3)	(unknown)	36-34
1916	Phoenix Union (4-3)	W.W. Carpenter	Tempe	Sam Jennings	32-30

Boys Basketball Championship Teams

Class 4A

Division I

Year	Winning Team	Head Coach	Runner-up Team	Head Coach	Score
2011	Nogales (25-5)	Ricardo De La Riva	Saguaro (23-9)	Bob LaRue	57-44
2010	McClintock (25-6)	Jase Coburn	Sunnyslope (26-4)	Dan Mannix	73-71
2009	Sunnyslope (24-5)	Dan Mannix	Agua Fria (20-6)	Matt O'Meara	78-65
2008	Millennium (23-6)	Mike Lopez	Agua Fria (25-4)	Paul Murphy	49-48 (OT)
2007	Apollo (26-6)	Mark Nold	Ironwood Ridge (24-9)	Karl Pieroway	61-48
2006	Apollo (28-4)	Mark Nold	Rincon (23-8)	Rich Utter	62-55

Division II

Year	Winning Team	Head Coach	Runner-up Team	Head Coach	Score
2011	Amphitheater (29-2)	Ben Hurley	Tempe (22-10)	Bryan Snyder	87-77
2010	Santa Rita (25-5)	Jim Ferguson	Amphitheater (29-3)	Ben Hurley	86-84
2009	Greenway (30-0)	Howard Mueller	Santa Rita (21-9)	Jim Ferguson	60-58
2008	Desert Edge (28-1)	Joe Babinski	Santa Rita (28-4)	Jim Ferguson	40-36
2007	Notre Dame Prep (27-5)	Matt Harris	Santa Rita (22-10)	Jim Ferguson	61-56
2006	Mohave (26-7)	Pat Woodburn	Page (18-12)	Aaron Anderson	50-46

Class 4A

Year	Winning Team	Head Coach	Runner-up Team	Head Coach	Score
2005	Apollo (28-5)	Mark Nold	Santa Rita (25-8)	Jim Ferguson	60-48
2004	Saguaro (26-5)	Bob LaRue	McClintock (26-4)	Brian Fleming	62-54
2003	Thunderbird (28-5)	Buddy Rake	Saguaro (25-6)	Bob LaRue	60-54
2002	Sunnyslope (29-1)	Dan Mannix	Page (29-2)	Aaron Anderson	61-55
2001	Sahuaro (26-7)	Dick McConnell	Sunnyslope (25-6)	Dan Mannix	62-55
2000	Sahuaro (24-7)	Dick McConnell	Palo Verde (22-13)	David Gin	72-58
1999	Santa Rita (29-3)	Jim Ferguson	Thunderbird (27-6)	Buddy Rake	50-41 (OT)
1998	Moon Valley (27-3)	John Boie	Greenway (22-9)	Howard Mueller	54-52
1997	Paradise Valley (29-2)	Bill Farrell	Greenway (25-5)	Howard Mueller	59-52
1996	Saguaro (26-4)	Mike Cady	Prescott (23-4)	Rich Geske	50-43
1995	Paradise Valley (29-4)	Bill Farrell	Mingus Union (29-4)	Scott Brown	54-52
1994	Cactus (23-7)	Kenny Troutt	Paradise Valley (26-4)	Bill Farrell	62-60
1993	Sunnyside (29-0)	Dwight Rees	Sabino (25-5)	Tim Demarchi	60-53 (OT)
1992	Cholla (26-6)	Paul Dull	Santa Rita (27-5)	Mel Karrle	88-84
1991	North (25-5)	Hector Bejarano	Cactus (19-12)	Kenny Troutt	78-49
1990	North (23-6)	Hector Bejarano	Tempe (21-11)	Gerhard Schreur	49-43
1989	Casa Grande (24-5)	Bruce Kieser	Coconino (31-1)	Ted Hettinga	71-63
1988	North (22-6)	Hector Bejarano	Cactus (18-11)	Kenny Troutt	69-45
1987	Carl Hayden (23-3)	Argie Rhymes	North (24-4)	Hector Bejarano	50-47
1986	Carl Hayden (23-5)	Argie Rhymes	North (22-6)	Hector Bejarano	50-48
1985	Gilbert (18-5)	Gary Morton	Glendale (16-7)	Ken France	52-51 (OT)
1984	Peoria (17-5)	Thad Simmons	Lake Havasu (17-7)	Chuck Taylor	59-53
1983	Nogales (18-1)	Ray Molera	Winslow (19-5)	Rich Bratt	70-65
1982	Nogales (18-4)	Ray Molera	Corona del Sol (23-4)	Sam Duane	53-52
1981	Corona del Sol (27-0)	Sam Duane	Nogales (17-5)	Ray Molera	84-54
1980	Corona del Sol (25-2)	Sam Duane	Gerard (17-9)	Dick Looney	73-57
1979	Winslow (25-1)	John Renkens	Corona del Sol (20-5)	Sam Duane	70-64
1978	Canyon del Oro (21-4)	Johnny Tissaw	Nogales (21-7)	Ray Molera	59-56

Boys Basketball Championship Teams

Class 4A cont'd

Year	Winning Team	Head Coach	Runner-up Team	Head Coach	Score
1977	Canyon del Oro (22-4)	Johnny Tissaw	Kingman (15-11)	Gary Dykman	85-49
1976	Nogales (24-2)	Ray Molera	Douglas (19-7)	Paul Denham	87-68
1975	Flagstaff (25-0)	Doug Baker	Canyon del Oro (21-3)	Johnny Tissaw	63-58
1974	Safford (18-6)	John Bonefas	Flowing Wells (16-11)	Lee Engbretson	55-42
1973	Coconino (20-5)	Stan Townsend	Canyon del Oro (16-7)	Johnny Tissaw	74-68
1972	Safford (24-0)	John Bonefas	Santa Rita	Boyd Meyer	73-49
1971	Miami (20-7)	Dick Vargas	Agua Fria (22-3)	O.K. Fulton	66-59
1970	Buena (16-7)	Don Harris	Safford (18-8)	John Bonefas	76-66
1969	Buena (20-6)	Don Harris	Flowing Wells (23-4)	Ed Nymeyer	72-64

Boys Basketball Championship Teams

Class 3A

Year	Winning Team	Head Coach	Runner-up Team	Head Coach	Score
2011	Holbrook	N/A	Fountain Hills	N/A	49-43
2010	Estrella Foothills (31-1)	Ty Amundsen	Round Valley (28-7)	Chris Matthews	77-57
2009	Estrella Foothills (29-2)	Ty Amundsen	Chinle (25-6)	Ned Curley	46-40
2008	Estrella Foothills (31-2)	Ty Amundsen	Payson (24-7)	Kenny Hayes	64-51
2007	Fountain Hills (25-8)	Steve Tooker	Payson (23-9)	Chuck Hardt	53-41
2006	Fountain Hills (23-7)	Cain Jagodzinski	Seton Catholic (29-4)	Hosea Graham	61-54
2005	Fountain Hills (32-1)	Cain Jagodzinski	Greyhills Academy (17-14)	Tom Bizardi	59-50
2004	Rio Rico (27-8)	John Fanning	Seton Catholic (28-5)	Hosea Graham	63-56
2003	Globe (33-0)	Tony Lopez	Monument Valley (23-9)	Rich Beverly	68-51
2002	Coolidge (32-0)	Dave Glasgow	Globe (26-7)	Eric Peterson	50-47
2001	Tuba City (23-7)	Charles Gover	Coolidge (30-2)	Dave Glasgow	69-57
2000	Tuba City (28-4)	Charles Gover	Winslow (26-6)	Danny Gonzalez	65-62
1999	Coolidge (29-4)	Dave Glasgow	Benson (26-3)	James Driggers	79-56
1998	Coolidge (25-8)	Dave Glasgow	Alchesay (23-7)	Paul Mendoza	56-53
1997	Monument Valley (29-2)	Brien Crowder	Blue Ridge (18-11)	Mark Felix	63-49
1996	Monument Valley (25-2)	Aaron Anderson	Ganado (22-10)	Dave Freeman	57-54
1995	Window Rock (23-6)	Bo Whitelock	Winslow (19-11)	Richard Bratt	68-48
1994	Safford (21-4)	Joe Burnside	Window Rock (22-12)	Bo Whitelock	66-52
1993	Monument Valley (27-3)	Aaron Anderson	Blue Ridge (25-10)	Merle Shofner	42-36
1992	Coolidge (27-1)	James Boyd	Monument Valley (26-6)	Aaron Anderson	58-53
1991	Round Valley (24-6)	Mike Smith	Holbrook (20-11)	Raul Mendoza	59-56
1990	Buckeye (24-1)	Marlin Diller	Snowflake (15-7)	Andy Vasher	70-66
1989	Snowflake (21-7)	Bernie Graziano	Holbrook (16-11)	Raul Mendoza	76-63
1988	Buckeye (27-0)	Randy Spilsbury	Winslow (21-6)	Rich Bratt	77-54
1987	Buckeye (18-5)	Randy Spilsbury	Monument Valley (15-8)	Glenn Haven	61-58
1986	Safford (23-0)	Joe Burnside	Parker (22-3)	Jay Sandusky	71-53
1985	Safford (23-0)	Joe Burnside	Sahuarita (14-11)	Ron Boyter	83-59
1984	Snowflake (17-7)	James Runge	Sahuarita (16-6)	Ron Boyter	57-53
1983	Miami (22-0)	Dick Vargas	Mohave (23-1)	Thad Simmons	62-59
1982	Snowflake (23-5)	Boyd Hatch	Mohave (24-3)	Thad Simmons	60-55
1981	Miami (16-6)	Dick Vargas	Sahuarita (17-7)	Ron Boyter	48-46
1980	Miami (21-3)	Dick Vargas	Parker (20-7)	Leon Goar	83-68
1979	Willcox (18-9)	Greg Lasley	Buckeye (13-10)	Bart Mitchell	81-60
1978	Apache Junction (23-5)	Cy Henry	Window Rock (25-2)	Don Flanagan	57-36
1977	Coolidge (23-4)	Joe Partain	Apache Junction (19-8)	Cy Henry	69-60
1976	Coolidge (26-0)	Joe Partain	Safford (25-1)	John Bonefas	73-53
1975	Morenci (24-2)	Steve Hudgens	Miami (18-9)	Vince Budenholzer	44-41
1974	Superior	Manny Ruiz	Holbrook	N/A	43-41
1973	Morenci (22-0)	Steve Hudgens	Mingus Union (22-4)	Tom Henry	65-55
1972	Marana (25-0)	Norm Patton	Peoria (16-9)	Barry Arney	62-53
1971	Holbrook (24-2)	Vince Budenholzer	Window Rock (18-10)	Norman Barnhart	53-40
1970	Coolidge (16-6)	Jim Bolhauve	Morenci (21-3)	Steve Hudgens	52-47
1969	Dysart (19-8)	Wes Flynn	Peoria (16-7)	Barry Arney	31-29
1968	Flowing Wells (23-2)	Ed Nymeyer	Holbrook (18-3)	Vince Budenholzer	80-70
1967	Globe (26-2)	John Pavlich	Agua Fria (25-2)	O.K. Fulton	73-63
1966	Agua Fria (26-0)	O.K. Fulton	Superior (22-2)	Ray Argel	75-65
1965	Agua Fria (24-3)	O.K. Fulton	San Manuel (18-7)	Manny Ruiz	63-61
1964	Globe (22-3)	John Pavlich	Winslow (17-5)	Jim Freeman	84-77
1963	Flowing Wells (24-2)	Ed Nymeyer	Santa Cruz Valley (19-6)	Howard Dean	58-47
1962	Agua Fria (26-1)	O.K. Fulton	Nogales (19-4)	Pete Drachalich	64-55
1961	Casa Grande (19-0)	Jack Spilsbury	Arcadia (17-10)	Lou Hallman	63-44
1960	Globe (22-5)	John Pavlich	Miami (18-8)	Henry Reyna	62-53
1959	(Combined with 5A Tournament)				

Boys Basketball Championship Teams

Class 3A cont'd

Year	Winning Team	Head Coach	Runner-up Team	Head Coach	Score
1958	(Combined with 5A Tournament)				
1957	Globe (25-2)	Ken Troutt	Nogales (16-1)	Pete Drakulich	65-57
1956	South Mountain (20-6)	Leon Blevins	Camelback (21-5)	Billy Mann	40-38
1955	Flagstaff (22-3)	Fred Anderson	Miami (23-3)	Alex Mendoza	77-68
1954	Carver (25-1)	Leon Jordan	Duncan (23-4)	Ben Frealy	47-39
1953	Scottsdale (23-1)	Jiggs Hardt	Carver (21-5)	Leon Jordan	55-54
1952	Carver (21-7)	Leon Jordan	Ajo (23-5)	Dan Yurkovich	65-49
1951	Miami (29-0)	Ernie Kivisto	Carver (26-5)	Joe Flipper	58-50
1950	Coolidge (20-5)	David Roseboro	Nogales (16-4)	James Concannon	47-44
1949	Nogales (25-4)	Harry O'Mealy	Tempe (22-4)	Chet McNabb	50-45

Boys Basketball Championship Teams

Class 2A

Year	Winning Team	Head Coach	Runner-up Team	Head Coach	Score
2011	Westwind Prep (29-2)	Gary Truesdale	Thatcher (28-3)	Chris Cook	82-63
2010	Scottsdale Christian (28-1)	Bob Fredericks	Westwind Prep (30-3)	Gary Truesdale	52-47
2009	Precision (28-6)	Killy Mims	Thatcher	Kenny Smith	75-72 (OT)
2008	Northwest Christian (28-5)	Bill Harbeck	Thatcher (23-9)	Kenny Smith	56-42
2007	Valley Christian (34-1)	Greg Haagsma	Desert Christian (25-10)	Dennis O'Reilly	63-38
2006	Valley Christian (33-1)	Greg Haagsma	Arizona Lutheran (28-5)	Doug Meyer	56-47
2005	Scottsdale Christian (31-2)	Bob Fredericks	Arizona Lutheran	Doug Meyer	62-41
2004	Scottsdale Christian (33-1)	Bob Fredericks	Valley Christian (28-6)	Greg Haagsman	38-34
2003	Valley Christian (31-2)	Greg Haagsma	Thatcher (25-8)	Kenny Smith	58-29
2002	Valley Christian (33-1)	Greg Haagsma	Scottsdale Christian (27-8)	Bob Fredericks	67-39
2001	Desert Christian (27-7)	Chris Walter	Thatcher (25-5)	Lenny Smith	39-35
2000	Scottsdale Christian (27-7)	Bob Fredericks	Desert Christian (27-7)	Chris Walter	46-41
1999	Scottsdale Christian (30-3)	Bob Fredericks	Hopi (19-14)	Glenn Haven	58-53 (OT)
1998	Superior (27-0)	James Acton	Phoenix Christian (24-7)	Steve Drake	55-50
1997	Hopi (27-5)	Rick Baker	Willcox (23-4)	Dennis Leonard	68-62
1996	Superior (24-3)	James Acton	Phoenix Christian (21-9)	Rick Roth	54-43
1995	Thatcher (22-6)	Kenny Smith	Superior (18-8)	James Acton	44-41
1994	Bisbee (24-4)	Vince Creviston	Thatcher (22-9)	Kenny Smith	73-62
1993	Alchesay (24-3)	Reedy David	Camp Verde (18-12)	Ken Hudson	52-51
1992	Ray (23-2)	Bill Goodwin	Wickenburg (23-5)	Bill Moran	72-70
1991	Thatcher (29-0)	Paul Nelson	Pima (23-6)	Dave Henson	49-39
1990	Thatcher (24-2)	Paul Nelson	Pima (20-8)	Dave Henson	52-50
1989	Phoenix Christian (25-1)	Don Thorp	Thatcher (19-6)	Paul Nelson	71-63
1988	Phoenix Christian (23-2)	Don Thorp	Thatcher (22-3)	Paul Nelson	70-64
1987	Ajo (21-2)	Bo Whitelock	Thatcher (20-6)	Paul Nelson	52-43
1986	Thatcher (20-5)	Paul Nelson	Ajo (20-2)	Bo Whitelock	61-49
1985	Thatcher (20-4)	Paul Nelson	Williams (20-5)	Bruce Baker	69-62
1984	Thatcher (22-2)	Paul Nelson	Hayden (18-5)	Mike Warren	37-36 (OT)
1983	Thatcher (21-2)	Paul Nelson	St. Johns (21-2)	Verl Heap	50-48 (OT)
1982	Thatcher (23-2)	Paul Nelson	Round Valley (25-2)	Tom Matthews	57-54
1981	Thatcher (27-0)	Paul Nelson	Ray (20-4)	John Valenzuela	77-73
1980	Williams (18-6)	Dee Hershey	Thatcher (22-5)	Paul Nelson	74-73
1979	Payson (21-4)	David Bradley	Williams (22-3)	Dee Hershey	49-48
1978	Thatcher (26-1)	Paul Nelson	St. Johns (22-4)	Mike Minnick	57-41
1977	Antelope (23-2)	Marty Sipe	Tombstone (24-2)	Herman Fischer	84-69
1976	St. Johns (24-2)	Verl Heap	Thatcher (22-6)	Paul Nelson	58-50
1975	Florence (25-1)	John Borquez	Superior (22-5)	Manny Ruiz	67-63
1974	St. Johns (24-1)	Verl Heap	Clifton (18-7)	Mike Alva	76-72
1973	St. Johns (23-4)	Verl Heap	Mohave (23-2)	Ted Miller	72-31
1972	Lake Havasu (24-1)	Lee Ammerman	St. Johns (19-6)	Verl Heap	77-75 (OT)
1971	Benson (19-9)	Jack Wilson	Wickenburg	Gordon Taggart	75-59
1970	Marana (24-5)	Norm Patton	Gilbert (19-8)	Bill Medley	56-44
1969	Marana (24-0)	Norm Patton	Parker (26-3)	Sam Antcliffe	86-67
1968	Parker (24-2)	Sam Antcliffe	Marana (18-4)	Norm Patton	65-48
1967	Parker (22-4)	Sam Antcliffe	St. Johns (21-4)	Verl Heap	65-61
1966	St. Johns (21-2)	Verl Heap	Marana (17-7)	Norm Patton	45-39
1965	Ray (20-4)	Oscar Avants	Superior (19-7)	Ray Argel	67-63
1964	Mingus Union (23-2)	Bob Richmond	Parker (15-10)	Sam Antcliffe	70-55
1963	Round Valley (24-3)	Marlin LeSueur	Marana (16-7)	Art Carroll	54-48
1962	Gilbert (22-1)	Dave Inglis	Parker (21-4)	Leon Goar	60-52
1961	St. Johns (19-7)	Verl Heap	Page	Tim Oscarson	47-41
1960	St. Johns (24-1)	Verl Heap	Holbrook (14-11)	Frank Turley	63-46

Boys Basketball Championship Teams

Class 2A cont'd

Year	Winning Team	Head Coach	Runner-up Team	Head Coach	Score
1959	(Combined with Class 5A)				
1958	(Combined with Class 5A)				
1957	St. Johns (27-1)	Verl Heap	Florence (25-3)	Vince Cisterna	75-45
1956	St. Johns (20-6)	Verl Heap	Florence (22-5)	Vince Cisterna	63-54
1955	Clifton (24-1)	Gene Taylor	Santa Cruz Valley (21-5)	Jim Dunbar	54-47

Boys Basketball Championship Teams

Class 1A

Year	Winning Team	Head Coach	Runner-up Team	Head Coach	Score
2011	Orme School (25-0)	Todd Roe	Gilbert Christian (28-4)	Jim White	68-56
2010	Gilbert Christian (32-0)	Steve Currier	Valley Lutheran (27-6)	Bob Koehne	51-34
2009	St. Gregory (35-1)	Paul Baranowski	Valley Union (19-9)	N/A	46-32
2008	St. Gregory (32-3)	Paul Baranowski	Duncan (24-7)	Troy Hudson	44-37
2007	Surrey Garden (24-2)	Steve Currier	Valley Lutheran (29-7)	Chuck Oliver	74-53
2006	Seligman (23-6)	Brian Matzenbacker	Orme (27-2)	Alex Spence	66-57
2005	Ft. Thomas (25-3)	Terry Williams	Pima (27-5)	Cliff Thompson	63-45
2004	Duncan (28-4)	Andrew Larson	Joseph City (22-11)	Bryan Fields	49-44
2003	Joseph City (32-2)	Bryan Fields	Fredonia (16-9)	George McCormick	57-41
2002	St. David (27-0)	John Bryant	St. Michael (29-9)	Joey Rollings	68-45
2001	Ft. Thomas (21-5)	Terry Williams	St. David (18-10)	John Bryant	84-70
2000	Ft. Thomas (19-6)	Terry Williams	Seligman (23-5)	Rafe York	63-61
1999	Arizona Lutheran (22-12)	Doug Meyer	Orme School (22-12)	Bob Miller	49-44
1998	St. David (20-7)	John Bryant	St. Gregory (22-14)	Paul Baranowski	59-43
1997	Ft. Thomas (24-1)	Wil Hinton	Scottsdale Christian (20-8)	Bob Fredericks	79-68
1996	Ft. Thomas (22-4)	Wil Hinton	Fredonia (17-6)	Gary Glover	47-40 (OT)
1995	Ft. Thomas (25-0)	Bill Stiver	Orme School (22-4)	Todd Satter	52-47
1994	Ft. Thomas (24-1)	Bill Stiver	Mogollon (26-2)	Lance Heister	71-56
1993	Northwest Christian (26-3)	Tim Keith	Clifton (23-6)	Steve Hudgens	76-58
1992	Clifton (24-4)	Steve Hudgens	Green Fields (23-7)	Brian Peabody	65-54
1991	Green Fields (22-4)	Brian Peabody	Seligman (24-1)	Joe Campbell	61-56
1990	Green Fields (17-5)	Bill Ludeke	Ft. Thomas (15-6)	Bill Stiver	65-47
1989	Ft. Thomas (20-3)	Bill Stiver	Green Fields (18-4)	Dick Marvin	53-42
1988	Salome (20-4)	Byron Maynes	Scottsdale Christian (19-7)	Bob Fredricks	46-38
1987	Fredonia (19-4)	George McCormick	Arizona Lutheran (20-5)	Norman Tech	69-55
1986	Seligman (22-2)	Charles Lee	St. David (22-3)	John LaMarca	71-67
1985	Valley Union (20-3)	L.W. Jackson	Salome (19-2)	Richard Imhoff	58-48
1984	Pima (18-4)	Dave Henson	Fredonia (11-7)	George McCormick	44-43
1983	Pima (19-4)	Brad Moon	St. David (19-4)	John LaMarca	72-48
1982	Pima (20-6)	Brad Moon	Maricopa (15-8)	Paul Landis	81-76 (OT)
1981	Salome (18-6)	Jeff Myers	Pima (13-8)	Brad Moon	60-50
1980	Ft. Thomas (21-1)	Jerry Hancock	Seligman (19-5)	Charley Lee	70-65
1979	McNary (21-2)	Jesse Farthing	Patagonia (17-7)	Mike Haddow	67-52
1978	McNary (16-9)	Jesse Farthing	Seligman (22-3)	Charles Lee	70-59
1977	Mayer (25-4)	Gary Kensing	Joseph City (23-5)	Craig Darrington	58-51
1976	Seligman (26-0)	Jim Wilson	Maricopa (19-6)	Don Reese	76-61
1975	Pima (25-1)	Stan Smith	McNary (19-6)	Herman Jacobs	81-63
1974	McNary (18-8)	Fred Roybal	Pima (25-1)	Rodney Green	64-55
1973	Pima (23-4)	Stan Smith	Patagonia (23-4)	Dave Thompson	66-62
1972	Pima (26-0)	Stan Smith	McNary (19-7)	Fred Roybal	64-60 (OT)
1971	Pima (23-0)	Stan Smith	Patagonia (19-4)	Buddy Bell	65-44
1970	Pima (22-1)	Stan Smith	McNary (17-7)	Fred Roybal	79-56
1969	Pima (18-6)	Stan Smith	Ft. Thomas (19-4)	Honk Norton	69-61
1968	McNary (22-3)	Fred Roybal	Camp Verde	Wayne See	73-55
1967	Ft. Thomas (22-2)	Honk Norton	Camp Verde (17-9)	Wayne See	64-63
1966	Pima (19-3)	Carl Wheeler	Ft. Thomas (16-4)	Honk Norton	77-48
1965	McNary (22-3)	Pete Duca	Pima (20-5)	Ed Hubbard	43-40
1964	Grand Canyon (21-4)	John Glodis	Pima (20-3)	Ed Hubbard	73-71
1963	Ft. Thomas (20-1)	Honk Norton	Pima (18-5)	Ed Hubbard	52-49
1962	McNary (21-2)	Richard Lucas	Ft. Thomas (19-1)	Honk Norton	61-58
1961	McNary (23-0)	Richard Lucas	Fredonia (17-7)	Benny Jordan	62-24
1960	McNary (22-1)	Richard Lucas	Lakeside	Bob Schneider	68-47

THE CHECKING ACCOUNT *OF CHAMPIONS!*

Open a new checking account and
GET \$75!

To claim this offer, visit any Mountain America branch
or apply online at macu.com/aia.

MyFree CheckingSM
crushes the competition.

- ▶ Easy online and mobile banking
- ▶ Tap-to-pay Visa[®] debit cards
- ▶ Free access to your FICO[®] Score*
- ▶ And more!



Special AIA offer

Get \$75 when you open
a new MyFree Checking
account with eStatements
at Mountain America.**



MOUNTAIN AMERICA
CREDIT UNION

*FICO is a registered trademark of Fair Isaac Corporation in the United States and other countries. FICO[®] Score available to primary members only.

**To qualify for and redeem reward, you must sign up for eStatements at account setup. Reward will be deposited into account within 30 business days after eStatement setup. Account must remain open for minimum of six months from reward date, or it will be debited from account at closing. Limit one reward per person, per household. Offer not available on secondary accounts, account conversions or in combination with any other offer. Employees of Mountain America not eligible. Reward is considered interest and will be reported on IRS Form 1099-INT. Membership required—based on eligibility. Available for a limited time.

Promo code: ARIZONAHS



NextCare[®]
URGENT CARE
When Feeling Great Can't Wait!

The Preferred Health Care Partner of the
Arizona Interscholastic Association

40 Convenient Locations in AZ

NextCare offers affordable, walk-in physicals that will
save your family time and money.

- **WAHOO!**[®] – (Wait At Home Or Office); Pre-register by phone or online and we'll let you know when your exam room will be ready!
- Some other services NextCare offers include:
 - Sprains & Strains
 - Cuts / Lacerations
 - Stitches / Suturing
 - Cold & Flu Treatment
 - And much more
- On-site X-ray & labs to save you time & money.

Sports Physicals \$25**

Present at time of visit.

Can only be used for camp & sports physicals

**NextCare does not bill insurance plans for physicals; payment is due upon service. Offer subject to change. • \$75 with EKG. Offer valid at all NextCare locations for middle school and high school athletes and students. Not eligible to enrollees/members of governmental health plans (e.g., Medicare, Medicaid).

NextCare
URGENT CARE

1-888-364-7502
NextCare.com

1-888-364-7502 | NextCare.com



**TACO
BELL™**

STUDENT SECTION

