

2013 • 2013 • 2013

ARIZONA

SWIM & DIVE



2013 • 2013 • 2013 • 2013 • 2013 • 2013 • 2013 • 2013 • 2013 • 2013 • 2013 • 2013 • 2013 • 2013






BROPHY

JESUIT COLLEGE PREP

Brophy: *Men for Others* on and off the field

As a Catholic, Jesuit high school, Brophy is one of over 450 high schools and universities across the globe. We are committed to the vision of education established by St. Ignatius of Loyola: to develop the whole student —body, mind, and spirit.



www.brophyprep.org



EXECUTIVE DIRECTOR
HAROLD SLEMMER, Ed.D.



PRESIDENT
DAN SERRANO
Principal
Perry High School
5A Conference



VICE PRESIDENT
DR. DOUG WILSON
Superintendent
Marana Unified School District
Arizona School Administrators



MEMBER
KEN VANWINKLE
Superintendent
Heber-Overgaard Unified Dist.
1A Conference



MEMBER
MIKE DeLaO
Governing Board Member
Safford Unified District
Arizona School Boards Assn.



MEMBER
TONI BADONE
Superintendent
Yuma Union High School Dist.
North Central Association



MEMBER
SR. LYNN WINSOR
Athletic Director
Xavier College Prep
Arizona Interscholastic Athletic
Administrators Association



MEMBER
WALLACE YOVELLA JR.
Athletic Director
Hopi High School
2A Conference



MEMBER
BRENDA MAYBERRY
Principal
Combs High School
3A Conference



MEMBER
JOE PADDOCK, CMAA
District Athletic Director
Amphitheater Unified District
4A Conference

MAPPING OUR MEMBER SCHOOLS



**Arizona Interscholastic
Association**

Phoenix Metro Area

Agua Fria
Alhambra
Apache Junction
Apollo
Arcadia
Arizona Charter
Arizona Lutheran
Arizona Prep
Barry Goldwater
Basha
Bella Vista
Betty H. Fairfax
Boulder Creek
Bourgade Catholic
Brophy Prep
Buckeye Union
Cactus
Cactus Shadows
Camelback
Campo Verde
Canyon State Academy
Carl Hayden
Centennial
Central
Cesar Chavez
Chandler
Chandler Prep
Chaparral
Combs
Copper Canyon
Corona del Sol
Coronado
Cortez
Deer Valley
Desert Edge
Desert Mountain
Desert Ridge
Desert Vista
Dobson
Dysart
Estrella Foothills
Fountain Hills
Gilbert
Gilbert Christian
Gilbert Classical Academy
Glendale
Glendale Prep
Greenway
Hamilton
Highland
Higley
Horizon
Horizon Honors
Imagine Prep
Independence
Ironwood
Joy Christian
La Joya
Liberty
Marcos de Niza
Maricopa
Maryvale
McClintock
Mesa
Mesa Prep
Mesquite

Millennium
Moon Valley
Mountain Pointe
Mountain Ridge
Mountain View (Mesa)
North
North Canyon
North Pointe Prep
Northwest Christian
Notre Dame Prep
Paradise Honors
Paradise Valley
Peoria
Perry
Phoenix Christian
Phoenix Country Day
Phoenix Day School Deaf
Pinnacle
Poston Butte
Queen Creek
Rancho Solano
Raymond Kellis
Red Mountain
Saguaro
Salt River
San Tan Foothills
Sandra Day O'Connor
Scottsdale Christian
Scottsdale Prep
Sequoia Charter
Seton Catholic
Shadow Mountain
Shadow Ridge
Sierra Linda
Skyline
South Mountain
St. Mary's
Sunnyslope
Sunrise Mountain
Tempe
Tempe Prep
Thunderbird
Thunderbird Adventist
Tolleson
Tonopah Valley
Trevor Browne
Valley Christian
Valley Lutheran
Valley Vista
Veritas Prep
Verrado
Washington
Westview
Westwood
Williams Field
Willow Canyon
Xavier Prep
Youngker

Tucson Area

Academy of Tucson
Alta Vista
Amphitheater
Arizona School Deaf Blind
Canyon Del Oro
Catalina
Catalina Foothills

Cholla
Cienega
Desert Christian
Desert View
Empire
Flowing Wells
Green Fields Country Day
Immaculate Heart
Ironwood Ridge
Marana
Mountain View (Marana)
Palo Verde
Pueblo
Pusch Ridge Christian
Rincon
Sabino
Sahuaro
Salpointe Catholic
Santa Rita
St. Augustine
St. Gregory Prep
Sunnyside
Tanque Verde
Tucson

Flagstaff Area

Coconino
Flagstaff
Northland Prep

Yuma Area

Cibola
Gila Ridge
Kofa
San Luis
San Pasqual
Yuma
Yuma Catholic

1 Ajo
2 Alchesay
3 Antelope
4 Ash Fork
5 Baboquivari
6 Bagdad
7 Beaver Dam
8 Benson
9 Bisbee
10 Blue Ridge
11 Bowie
12 Bradshaw Mountain
13 Buena
14 Camp Verde
15 Casa Grande
16 Chinle
17 Chino Valley
18 Cibecue
19 Clifton
20 Coolidge
21 Douglas
22 Duncan
94 El Capitan
24 Florence
25 Fort Thomas
26 Fredonia
27 Ganado
28 Gila Bend

29 Globe
30 Grand Canyon
31 Greyhills Academy
32 Hayden
33 Holbrook
34 Hopi
35 Joseph City
36 Kingman
23 Kingman Academy
37 Lake Havasu
88 Lee Williams
38 Lourdes Catholic
39 Many Farms
40 Mayer
41 Miami
42 Mingus
95 Mingus Mountain
43 Mogollon
44 Mohave
45 Monument Valley
46 Morenci
48 Nogales
50 Page
51 Parker
52 Patagonia
53 Payson
54 Pima
55 Pinon
56 Prescott
57 Ray
58 Red Mesa
47 Red Valley-Cove
59 Rio Rico
60 River Valley
61 Rock Point
62 Rough Rock
63 Round Valley
64 Safford
65 Sahuarita
66 Salome
67 San Carlos
68 San Manuel
69 San Simon
70 Santa Cruz
71 Sedona Red Rock
72 Seligman
73 Shonto Prep
74 Show Low
75 Snowflake
76 St. David
77 St. Johns
78 St. Michael
79 Superior
80 Thatcher
81 Tohono O'odham
82 Tombstone
83 Tuba City
84 Valley (Sanders)
85 Valley Union
87 Vista Grande
86 Walden Grove
89 Wickenburg
90 Willcox
91 Williams
92 Window Rock
93 Winslow

TOYOTA RAV4. ROOM FOR ALL YOUR GEAR AND ONE GIANT TROPHY.



VALLEY TOYOTA DEALERS

AUTONATION

I-10 and Elliot Road
Tempe 480-598-0000

AVONDALE

10005 W. Papago Freeway
Avondale 623-936-7700

BELL ROAD

2020 W. Bell Road
Phoenix 602-863-0600

BIG TWO

1250 S. Gilbert Road
Chandler 480-898-6750

CAMELBACK

1550 E. Camelback Road
Phoenix 602-264-2841

EARNHARDT

6136 E. Auto Loop Avenue
Mesa 480-807-9700

LARRY MILLER

8633 W. Bell Road
Peoria 623-876-3400

RIGHT

7701 E. Frank Lloyd Wright Blvd.
Scottsdale 480-778-2200

RIVERVIEW

202 and Dobson Road
Mesa 480-655-4400



NISCA 2013-14 All-America Time Standards

| Boys All-America | | High School Event in Yards | Girls All-America | |
|------------------|---------------|-------------------------------|-------------------|---------------|
| Automatic | Consideration | | Automatic | Consideration |
| 1:34.51 | 1:36.18 | 200 Medley Relay | 1:46.21 | 1:48.29 |
| 1:39.35 | 1:41.14 | 200 Freestyle | 1:49.43 | 1:51.24 |
| 1:51.12 | 1:53.19 | 200 Individual Medley | 2:03.03 | 2:05.27 |
| 0:20.84 | 0:21.14 | 50 Freestyle | 0:23.42 | 0:23.80 |
| 0:49.64 | 0:50.61 | 100 Butterfly | 0:55.26 | 0:56.30 |
| 0:45.50 | 0:46.18 | 100 Freestyle | 0:50.81 | 0:51.57 |
| 4:30.22 | 4:35.31 | 500 Freestyle | 4:52.31 | 4:57.63 |
| 1:25.26 | 1:26.75 | 200 Freestyle Relay | 1:36.48 | 1:38.03 |
| 0:50.13 | 0:51.38 | 100 Backstroke | 0:55.57 | 0:56.78 |
| 0:56.79 | 0:57.85 | 100 Breaststroke | 1:03.77 | 1:05.10 |
| 3:07.43 | 3:10.51 | 400 Freestyle Relay | 3:29.68 | 3:33.05 |

Top 100 athletes are recognized as All-America.

State Meet Notes



Wilson® is Proud to be
The Official Ball of the
Arizona Interscholastic
Association.

Wilson.

© 2005 Wilson Sporting Goods Co.

wilson.com

DIVISION II

| YEAR | WINNING TEAM | HEAD COACH | RUNNERUP | THIRD PLACE |
|------|---------------------------------|----------------|---------------------------------|------------------------|
| 2012 | Scottsdale Arcadia (252) | Erica McClurg | Tucson Salpointe Catholic (221) | Queen Creek (206.5) |
| 2011 | Tucson Salpointe Catholic (400) | Matt Hough | Scottsdale Arcadia (314) | Queen Creek (157) |
| 2010 | Tucson Catalina Foothills (310) | R.J. Lundstrom | Scottsdale Arcadia (234.50) | Tempe McClintock (181) |

DIVISION I

| | | | | |
|------|-----------------------------|-------------|---------------------------|------------------------|
| 2012 | Phoenix Brophy Prep (344) | Pat O'Neill | Gilbert Highland (178) | Mesa Mt. View (155) |
| 2011 | Phoenix Brophy Prep (412) | Pat O'Neill | Mesa Mt. View (244) | Gilbert Highland (202) |
| 2010 | Phoenix Brophy Prep (474.5) | Pat O'Neill | Mesa Red Mountain (203.5) | Tucson Salpointe (157) |

1A-3A CONFERENCE

| | | | | |
|------|---------------------------------|--------------|--------------------------------------|---------------------------|
| 2009 | Sedona Red Rock (386) | Marc Kincaid | Tucson Pusch Ridge Christian (247.5) | Desert Christian (202.5) |
| 2008 | Sedona Red Rock (338) | Marc Kincaid | Chandler Valley Christian (313) | Phoenix Christian (311) |
| 2007 | Chandler Valley Christian (348) | Ben Swanholm | Sedona Red Rock (316) | Phoenix Christian (278.5) |

4A CONFERENCE

| | | | | |
|-----------|-----------------------------------|-------------------------|------------------------------|----------------------------|
| 2009 4A-1 | Tucson Catalina Foothills (485) | R.J. Lundstrom | Phoenix Sunnyslope (243) | Tucson Sabino (196) |
| 2009 4A-2 | Scottsdale Arcadia (408) | Erica McClurg | Flagstaff (276.5) | Notre Dame (215.5) |
| 2008 4A-1 | Tucson Catalina Foothills (433.5) | R.J. Lundstrom | Scottsdale Chaparral (299) | Tucson Sabino (180) |
| 2008 4A-2 | Flagstaff (315) | Ian Baines | Scottsdale Arcadia (267) | Cottonwood Mingus (244) |
| 2007 4A-1 | Tucson Catalina Foothills (452) | R.J. Lundstrom | Tucson Sabino (280) | Scottsdale Chaparral (222) |
| 2007 4A-2 | Flagstaff (343) | Ian Baines | Scottsdale Arcadia (257) | Notre Dame (176) |
| 2006 4A-1 | Tucson Catalina Foothills (329.5) | Dale Payne | Tucson Rincon (296) | Tucson Sabino (249) |
| 2006 4A-2 | Phoenix Sunnyslope (360.5) | Brian Metheny | Flagstaff (296) | Cottonwood Mingus (253) |
| 2005 4A-1 | Tucson Catalina Foothills (360) | Nicole Sayers-Penkalski | Tucson Rincon (272) | Scottsdale Chaparral (181) |
| 2005 4A-2 | Phoenix Sunnyslope (443) | Brian Metheny | Cottonwood Mingus (233) | CC Cactus Shadows (164) |
| 2004 | Tucson Catalina Foothills (368) | Nicole Penkalski | Scottsdale Chaparral (170.5) | Shadow Mountain (152) |
| 2003 | Tucson Catalina Foothills (379) | Nicole Penkalski | Phoenix Thunderbird (197) | Scottsdale Chaparral (189) |
| 2002 | Tucson Catalina Foothills (269) | Nicole Penkalski | Tucson Rincon (223) | Scottsdale Chaparral (217) |
| 2001 | Tucson Catalina Foothills (288) | Nicole Penkalski | Phoenix Thunderbird (238) | Scottsdale Chaparral (205) |
| 2000 | Tucson Catalina Foothills (297) | Nicole Penkalski | Scottsdale Arcadia (251) | Phoenix Thunderbird (185) |
| 1999 | Scottsdale Arcadia (277) | Erica Jones | Phoenix Thunderbird (202) | Scottsdale Chaparral (191) |
| 1998 | Scottsdale Chaparral (295) | Steve Barber | Tucson Rincon (175) | Scottsdale Arcadia (223) |
| 1997 | Scottsdale Chaparral (309) | Steve Barber | Scottsdale Arcadia (253) | Tucson Rincon (231) |
| 1996 | Scottsdale Chaparral (288) | Steve Barber | Tucson Rincon (210) | Avondale Agua Fria (208) |
| 1995 | Tucson Rincon (274) | Mike Ward | Phoenix Thunderbird (269) | Scottsdale Arcadia (193) |
| 1994 | Tucson Rincon (310) | Mike Ward | Tucson Sabino (259) | Scottsdale Arcadia (256) |
| 1993 | Scottsdale Arcadia (350) | Jack Giles | Tucson Rincon (329) | Phoenix Thunderbird (237) |
| 1992 | Scottsdale Arcadia (366) | Jack Giles | Tucson Sahuaro (261) | Mountain Pointe (170) |

5A CONFERENCE

| | | | | |
|-----------|----------------------------------|------------------|---------------------------------|-----------------------------|
| 2009 5A-1 | Phoenix Brophy Prep (545) | Pat O'Neill | Tempe Desert Vista (256) | Mesa Mt. View (240) |
| 2009 5A-2 | Scottsdale Chaparral (320) | xxx | Scottsdale Horizon (259) | Anthem Boulder Cr. (237) |
| 2008 5A-1 | Phoenix Brophy Prep (522) | Pat O'Neill | Tempe Desert Vista (302) | Chandler Hamilton (197) |
| 2008 5A-2 | Tucson Rincon (345.5) | Rosanne Taylor | Scottsdale Horizon (343) | Boulder Creek (214.5) |
| 2007 5A-1 | Phoenix Brophy Prep (538) | Pat O'Neill | Tempe Desert Vista (239) | Scottsdale Desert Mt. (213) |
| 2007 5A-2 | Scottsdale Horizon (360.5) | MaryAnn Keever | Tucson Rincon (351) | Boulder Creek (204) |
| 2006 5A-1 | Phoenix Brophy Prep (556) | Pat O'Neill | Mesa Mountain View (209) | Mesa Dobson (191) |
| 2006 5A-2 | Scottsdale Desert Mountain (356) | Christine Bodmer | Phoenix Shadow Mountain (xx) | Phoenix North (xx) |
| 2005 5A-1 | Phoenix Brophy Prep (523) | Bil Kopas | Mesa Mountain View (248) | Mesa Dobson (189) |
| 2005 5A-2 | Scottsdale Desert Mountain (284) | Christine Bodmer | Phoenix Shadow Mountain (259) | Phoenix North (253) |
| 2004 | Phoenix Brophy Prep (515) | Bil Kopas | Mesa Mountain View (183) | Mesa Dobson (176.5) |
| 2003 | Phoenix Brophy Prep (515) | Bil Kopas | Mesa Dobson (186) | Tempe Desert Vista (182) |
| 2002 | Phoenix Brophy Prep (407) | Bil Kopas | Glendale Mountain Ridge (199.5) | Tucson Salpointe (197) |
| 2001 | Phoenix Brophy Prep (331) | Bil Kopas | Mesa Mountain View (251) | Mesa Dobson (201) |
| 2000 | Phoenix Brophy Prep (278) | Bil Kopas | Mesa Mountain View (246) | Mesa Dobson (236) |
| 1999 | Phoenix Brophy Prep (314) | Bil Kopas | Mesa Dobson (263) | Tucson Salpointe (254) |
| 1998 | Phoenix Brophy Prep (388) | Bil Kopas | Tucson Salpointe (203) | Mesa Mountain View (168) |
| 1997 | Phoenix Brophy Prep (397) | Bil Kopas | Mesa Mountain View (164) | Mountain Pointe (157) |
| 1996 | Phoenix Brophy Prep (353) | Bil Kopas | Tempe Mountain Pointe (290) | Tucson Salpointe (211) |
| 1995 | Phoenix Brophy Prep (450) | Bil Kopas | Tempe Mountain Pointe (282) | Tempe Corona del Sol (201) |
| 1994 | Phoenix Brophy Prep (359) | Bil Kopas | Mesa Dobson (215) | Mountain Pointe (198) |
| 1993 | Phoenix Brophy Prep (375) | Bil Kopas | Mesa Dobson (293) | Mesa Westwood (215) |
| 1992 | Phoenix Brophy Prep (342) | Bil Kopas | Mesa Dobson (236) | Tucson Rincon (226) |



Boys S&D State Champions (1992-2012)

DIV II BOYS 200 FREESTYLE RELAY

| | |
|-------------------------------------|---------|
| 2012.....Scottsdale Notre Dame..... | 1:29.33 |
| 2011.....Tucson Salpointe..... | 1:29.99 |
| 2010.....Tucson Sabino..... | 1:30.74 |

DIV II BOYS 50 FREESTYLE

| | |
|---|-------|
| 2012.....Joseph Starkweather, Notre Dame..... | 21.76 |
| 2011.....Jack Poupore, Notre Dame..... | 21.70 |
| 2010.....Alex Brouwer, Notre Dame..... | 21.02 |

DIV II BOYS 100 FREESTYLE

| | |
|--|-------|
| 2012.....Jake Lambros, Bourgade..... | 46.16 |
| 2011.....Jojo Simonson, Salpointe..... | 47.74 |
| 2010.....Tyler Messerschmidt, D. Edge..... | 43.71 |

DIV II BOYS 100 BUTTERFLY

| | |
|--|-------|
| 2012.....Steven Koppel, Casa Grande..... | 50.46 |
| 2011.....Nathan Anderson, Arcadia..... | 52.01 |
| 2010.....Chris Pickard, Arcadia..... | 48.81 |

DIV II BOYS 100 BACKSTROKE

| | |
|--|-------|
| 2012.....Max Montour, Cortez..... | 53.67 |
| 2011.....Max Montour, Cortez..... | 54.48 |
| 2010.....Alex Brouwer, Notre Dame..... | 51.90 |

DIV II BOYS 100 BREASTSTROKE

| | |
|---|-------|
| 2012.....Matthew Anderson, Arcadia..... | 59.02 |
| 2011.....Brandon Young, Douglas..... | 58.13 |
| 2010.....Brandon Young, Douglas..... | 57.45 |

DIV II BOYS 200 FREESTYLE

| | |
|--|---------|
| 2012.....Jake Lambros, Bourgade..... | 1:42.16 |
| 2011.....Tyler Mattingly, Salpointe..... | 1:43.24 |
| 2010.....Tyler Messerschmidt, D. Edge..... | 1:36.33 |

DIV II BOYS 200 INDIVIDUAL MEDLEY

| | |
|--|---------|
| 2012.....Max Montour, Cortez..... | 1:59.19 |
| 2011.....Brandon Young, Douglas..... | 1:59.51 |
| 2010.....Jason Alentado, C. Foothills..... | 1:57.58 |

DIV II BOYS 500 FREESTYLE

| | |
|--|---------|
| 2012.....Antonio Ramirez, Arcadia..... | 4:46.01 |
| 2011.....Tyler Mattingly, Salpointe..... | 4:41.16 |
| 2010.....Londen Thomas, McClintock..... | 4:42.33 |

DIV II BOYS 200 MEDLEY RELAY

| | |
|---|---------|
| 2012.....Scottsdale Notre Dame..... | 1:38.72 |
| 2011.....Tucson Salpointe..... | 1:40.12 |
| 2010.....Tucson Catalina Foothills..... | 1:39.63 |

DIV II BOYS 400 FREESTYLE RELAY

| | |
|---|---------|
| 2012.....Scottsdale Arcadia..... | 3:17.08 |
| 2011.....Tucson Salpointe..... | 3:15.04 |
| 2010.....Tucson Catalina Foothills..... | 3:11.58 |

DIV II BOYS DIVING

| | |
|--|--------|
| 2012.....Sheldon Solomon, Queen Creek..... | 457.00 |
| 2011.....Hayden Sells, Arcadia..... | 424.60 |
| 2010.....Hayden Sells, Arcadia..... | 410.45 |

DIV I BOYS 200 FREESTYLE RELAY

| | |
|-----------------------------------|---------|
| 2012.....Phoenix Brophy Prep..... | 1:25.25 |
|-----------------------------------|---------|

| | |
|---------------------------------|---------|
| 2011.....Mesa Mt. View..... | 1:23.71 |
| 2010.....Mesa Red Mountain..... | 1:24.97 |

DIV I BOYS 50 FREESTYLE

| | |
|--|-------|
| 2012.....Gabriel Espinosa, Brophy..... | 20.91 |
| 2011.....Payton Sorenson, Mesa Mt. View..... | 20.42 |
| 2010.....Payton Sorenson, Mesa Mt. View..... | 20.44 |

DIV I BOYS 100 FREESTYLE

| | |
|--|-------|
| 2012.....Gabriel Espinosa, Brophy..... | 45.04 |
| 2011.....Payton Sorenson, Mesa Mt. View..... | 46.10 |
| 2010.....John Dowd, Red Mountain..... | 45.75 |

DIV I BOYS 100 BUTTERFLY

| | |
|---|-------|
| 2012.....Jason Alentado, Cata. Foothills..... | 49.97 |
| 2011.....Reed Patterson, Rincon..... | 50.52 |
| 2010.....Matthew Mozden, Chandler..... | 50.41 |

DIV I BOYS 100 BACKSTROKE

| | |
|--------------------------------------|-------|
| 2012.....Alex Schultz, Gilbert..... | 50.71 |
| 2011.....Alex Schultz, Gilbert..... | 50.95 |
| 2010.....Matthew Berg, Ironwood..... | 52.62 |

DIV I BOYS 100 BREASTSTROKE

| | |
|--------------------------------------|-------|
| 2012.....Michael White, Dobson..... | 57.61 |
| 2011.....Michael Nelson, Brophy..... | 57.13 |
| 2010.....Michael Nelson, Brophy..... | 58.02 |

DIV I BOYS 200 FREESTYLE

| | |
|--------------------------------------|---------|
| 2012.....Lukas Williams, Brophy..... | 1:39.84 |
| 2011.....Chris Webb, Brophy..... | 1:39.60 |
| 2010.....Brian Stevens, Brophy..... | 1:38.88 |

DIV I BOYS 200 INDIVIDUAL MEDLEY

| | |
|---|---------|
| 2012.....Michael White, Dobson..... | 1:51.94 |
| 2011.....Jason Alentado, Cata. Foothills..... | 1:53.84 |
| 2011.....Brandon Hughes, Desert Mt..... | 1:53.84 |
| 2010.....Tanner Roe, Chaparral..... | 1:52.65 |

DIV I BOYS 500 FREESTYLE

| | |
|---------------------------------------|---------|
| 2012.....Josh Olszewski, Horizon..... | 4:32.47 |
| 2011.....Chris Webb, Brophy..... | 4:28.40 |
| 2010.....Tanner Roe, Chaparral..... | 4:31.51 |

DIV I BOYS 200 MEDLEY RELAY

| | |
|-----------------------------------|---------|
| 2012.....Phoenix Brophy Prep..... | 1:36.50 |
| 2011.....Mesa Mt. View..... | 1:33.75 |
| 2010.....Phoenix Brophy Prep..... | 1:36.51 |

DIV I BOYS 400 FREESTYLE RELAY

| | |
|-----------------------------------|---------|
| 2012.....Phoenix Brophy Prep..... | 3:06.84 |
| 2011.....Phoenix Brophy Prep..... | 3:10.03 |
| 2010.....Phoenix Brophy Prep..... | 3:08.50 |

DIV I BOYS DIVING

| | |
|---------------------------------------|--------|
| 2012.....Bryce Farabee, Highland..... | 514.75 |
| 2011.....Bryce Farabee, Highland..... | 423.30 |
| 2010.....Josh Bidak, Horizon..... | 480.40 |

1A-3A BOYS 200 FREESTYLE RELAY

| | |
|-------------------------------|---------|
| 2009.....Sedona Red Rock..... | 1:33.65 |
|-------------------------------|---------|

| | |
|-------------------------------|---------|
| 2008.....Sedona Red Rock..... | 1:35.05 |
| 2007.....Sedona Red Rock..... | 1:34.95 |

1A-3A BOYS 50 FREESTYLE

| | |
|---|-------|
| 2009.....Seth Syvertsen, Sedona Red Rock..... | 23.03 |
| 2008.....Eric Svensson, Sedona Red Rock..... | 23.19 |
| 2007.....Dylan Jones, Pusch Ridge..... | 22.80 |

1A-3A BOYS 100 FREESTYLE

| | |
|--|-------|
| 2009.....Evan Decker, Sedona Red Rock..... | 49.58 |
| 2008.....Eric Svensson, Sedona Red Rock..... | 51.15 |
| 2007.....Dylan Jones, Pusch Ridge..... | 51.72 |

1A-3A BOYS 100 BUTTERFLY

| | |
|---|-------|
| 2009.....Daniel Bleyl, Pusch Ridge..... | 54.52 |
| 2008.....Andrew Graham, Valley Christian..... | 56.19 |
| 2007.....Rob Komadina, Valley Christian..... | 58.29 |

1A-3A BOYS 100 BACKSTROKE

| | |
|---|---------|
| 2009.....Daniel Bleyl, Pusch Ridge..... | 57.15 |
| 2008.....Preston Van Hofwegen, Phx Chr..... | 1:00.12 |
| 2007.....Chris Miller, Sedona Red Rock..... | 1:04.89 |

1A-3A BOYS 100 BREASTSTROKE

| | |
|--|---------|
| 2009.....Seth Syvertsen, Sedona Red Rock..... | 1:04.74 |
| 2008.....David Conti, Tempe Prep..... | 1:04.61 |
| 2007.....Zachary Windel, Valley Christian..... | 1:06.99 |

1A-3A BOYS 200 FREESTYLE

| | |
|--|---------|
| 2009.....Hayden Thomas, Tempe Prep..... | 1:48.88 |
| 2008.....Hayden Thomas, Tempe Prep..... | 1:47.76 |
| 2007.....Evan Decker, Sedona Red Rock..... | 1:54.20 |

1A-3A BOYS 200 INDIVIDUAL MEDLEY

| | |
|---|---------|
| 2009.....Evan Decker, Sedona Red Rock..... | 2:03.67 |
| 2008.....David Conti, Tempe Prep..... | 2:07.77 |
| 2007.....Seth Syvertsen, Sed. Red Rock..... | 2:11.44 |

1A-3A BOYS 500 FREESTYLE

| | |
|--|---------|
| 2009.....Hayden Thomas, Tempe Prep..... | 4:51.82 |
| 2008.....Hayden Thomas, Tempe Prep..... | 4:48.10 |
| 2007.....Evan Decker, Sedona Red Rock..... | 5:12.25 |

1A-3A BOYS 200 MEDLEY RELAY

| | |
|---|---------|
| 2009.....Sedona Red Rock..... | 1:43.98 |
| 2008.....Sedona Red Rock..... | 1:45.90 |
| 2007.....Chandler Valley Christian..... | 1:48.44 |

1A-3A BOYS 400 FREESTYLE RELAY

| | |
|---|---------|
| 2009.....Sedona Red Rock..... | 3:29.19 |
| 2008.....Phoenix Christian..... | 3:27.93 |
| 2007.....Chandler Valley Christian..... | 3:39.20 |

1A-3A BOYS DIVING

| | |
|--|--------|
| 2009.....Spencer Richardson, Valley Chr..... | 225.80 |
| 2008.....Richard Trujillo, Canyon State..... | 270.00 |
| 2007.....Nicholas Singleton, Canyon State..... | 232.45 |

4A BOYS 200 FREESTYLE RELAY

| | |
|--|---------|
| 2009.....D1 Tucson Catalina Foothills..... | 1:28.63 |
| 2009.....D2 Scottsdale Notre Dame..... | 1:30.83 |
| 2008.....D1 Tucson Catalina Foothills..... | 1:25.53 |

| | | |
|------|-----------------------------------|--------------|
| 2008 |D2 Phoenix Washington |1:34.84 |
| 2007 |D1 Tucson Catalina Foothills |1:26.82 |
| 2007 |D2 Tucson Palo Verde |1:36.09 |
| 2006 |D1 Tucson Rincon |1:26.98 |
| 2006 |D2 Sunnyslope |1:34.86 |
| 2005 |D1 Tucson Catalina Foothills |1:28.46 |
| 2005 |D2 Sunnyslope |1:33.13 |
| 2004 |Tucson Catalina Foothills |1:25.12 |
| 2003 |Tucson Catalina Foothills |1:27.58 |
| 2002 |Tucson Rincon |1:27.70 |
| 2001 |Tucson Catalina Foothills |1:28.78 |
| 2000 |Tucson Catalina Foothills |1:29.53 |
| 1999 |Avondale Agua Fria |1:30.78 |
| 1998 |Scottsdale Chaparral |1:29.36 |
| 1997 |Peoria Centennial |1:27.65 |
| 1996 |Peoria Centennial |1:28.51 |
| 1995 |Tucson Rincon |1:29.17 |
| 1994 |Scottsdale Arcadia |1:30.01 |
| 1993 |Tucson Rincon |1:28.89 |
| 1992 |Scottsdale Arcadia |1:28.49 |

4A BOYS 50 FREESTYLE

| | | |
|------|---|------------|
| 2009 |D1 Ryan Gray, Sabino |21.21 |
| 2009 |D2 Michael Branning, Seton |20.60 |
| 2008 |D1 Herbie Behm, Catalina Foothills |20.09 |
| 2008 |D2 Wil Hogue, Seton |22.02 |
| 2007 |D1 Herbie Behm, Catalina Foothills |20.35 |
| 2007 |D2 Isaac Lunsford, Amphitheater |21.79 |
| 2006 |D1 Kurt Denninghoff, Sabino |21.01 |
| 2006 |D2 Rob Komadina, Valley Chr |22.78 |
| 2005 |D1 Nathan Clark, Rincon |21.96 |
| 2005 |D2 Frank Komadina, Valley Chr |21.54 |
| 2004 |Keegan Stombaugh, C. Foothills |21.36 |
| 2003 |Dane Patuhing, Catalina Foothills |21.35 |
| 2002 |Matt Crowe, Arcadia |20.96 |
| 2001 |Matt Crowe, Arcadia |21.17 |
| 2000 |Dan Di Toro, Chaparral |21.50 |
| 1999 |Wiley Wallace, Coronado |21.57 |
| 1998 |Gerrit Hillebrand, Chaparral |20.84 |
| 1997 |Gerrit Hillebrand, Chaparral |21.03 |
| 1996 |Sam Ullery, Rincon |21.58 |
| 1995 |Sam Ullery, Rincon |21.64 |
| 1994 |Justin Ewers, Arcadia |20.81 |
| 1993 |Chris Olson, Chaparral |21.01 |
| 1992 |Brian McClure, Sahuaro |21.45 |

4A BOYS 100 FREESTYLE

| | | |
|------|---|------------|
| 2009 |D1 Cole Puchi, Catalina Foothills |46.87 |
| 2009 |D2 Tyler Messerschmidt, D. Edge |45.07 |
| 2008 |D1 Herbie Behm, Catalina Foothills |44.68 |
| 2008 |D2 Devin Price, Palo Verde |46.63 |
| 2007 |D1 Herbie Behm, Catalina Foothills |45.59 |
| 2007 |D2 Isaac Lunsford, Amphitheater |48.08 |
| 2006 |D1 Ben Aaberg, Saguaro |44.81 |
| 2006 |D2 Charles Donofrio, Sunnyslope |51.08 |
| 2005 |D1 Ben Aaberg, Saguaro |46.42 |
| 2005 |D2 Frank Komadina, Valley Chr |47.14 |
| 2004 |Matt Barnard, Sabino |45.43 |
| 2003 |Matt Barnard, Sabino |46.49 |
| 2002 |Matt Crowe, Arcadia |46.24 |
| 2001 |Jake Miller, Cholla |46.88 |
| 2000 |Jake Miller, Cholla |47.62 |
| 1999 |Kyle Horton, Arcadia |47.78 |
| 1998 |Gerrit Hillebrand, Chaparral |47.22 |
| 1997 |Curtis Harvey, Sahuaro |46.43 |
| 1996 |Sam Ullery, Rincon |46.35 |
| 1995 |Quentin Byma, Paradise Valley |46.41 |

| | | |
|------|-----------------------------|------------|
| 1994 |Matt Pelot, Palo Verde |49.17 |
| 1993 |Justin Ewers, Arcadia |46.47 |
| 1992 |Scott Spero, Arcadia |47.68 |

4A BOYS 100 BUTTERFLY

| | | |
|------|--|------------|
| 2009 |D1 Barrett Meisfeld, C. Foothills |48.80 |
| 2009 |D2 Chris Pickard, Arcadia |50.32 |
| 2008 |D1 Roger Meisfeld, C. Foothills |50.06 |
| 2008 |D2 Chris Pickard, Arcadia |50.97 |
| 2007 |D1 Tyler Kybartas, Sabino |50.21 |
| 2007 |D2 Alex Brouwer, Notre Dame |55.18 |
| 2006 |D1 Alex Hier, Millennium |50.64 |
| 2006 |D2 Danny Clarke, Sunnyslope |53.86 |
| 2005 |D1 Alex Hier, Millennium |52.07 |
| 2005 |D2 Aaron Nelson, Arcadia |56.38 |
| 2004 |Mitch Newman, Chaparral |52.66 |
| 2003 |Nicholas Sparks, Sabino |51.01 |
| 2002 |Preston Revere, Apollo |51.66 |
| 2001 |Aaron Barnard, Flagstaff |51.55 |
| 2000 |Dan Di Toro, Chaparral |51.21 |
| 1999 |Jason Rever, Thunderbird |50.58 |
| 1998 |Eric Hadley, Rincon |51.56 |
| 1997 |Ryan Rahaueser, Chaparral |51.20 |
| 1996 |Matt Ulrickson, Saguaro |50.11 |
| 1995 |Matt Ulrickson, Saguaro |50.39 |
| 1994 |Brian Keller, Chaparral |51.69 |
| 1993 |Jed Crowe, Arcadia |51.13 |
| 1992 |Jed Crowe, Arcadia |51.85 |

4A BOYS 100 BACKSTROKE

| | | |
|------|--|------------|
| 2009 |D1 Cole Puchi, Catalina Foothills |53.26 |
| 2009 |D2 Alex Brouwer, Notre Dame |52.13 |
| 2008 |D1 Cole Puchi, Catalina Foothills |53.94 |
| 2008 |D2 Tyler Messerschmidt, D. Edge |49.89 |
| 2007 |D1 Tyler Kybartas, Sabino |50.90 |
| 2007 |D2 Devin Price, Palo Verde |52.62 |
| 2006 |D1 Nick Hadinger, Sabino |53.82 |
| 2006 |D2 Devin Price, Palo Verde |55.42 |
| 2005 |D1 Bryan O'Connor, C. Foothills |51.94 |
| 2005 |D2 Mike Smyers, Phoenix Christian |54.50 |
| 2004 |Stephen D'Arrigo, C. Foothills |53.04 |
| 2003 |Mike Caruso, Cactus |52.57 |
| 2002 |Mike Caruso, Cactus |53.62 |
| 2001 |Mike Caruso, Cactus |54.76 |
| 2000 |Nick Eggen, Arcadia |51.94 |
| 1999 |Nick Eggen, Arcadia |52.46 |
| 1998 |Eric Hadley, Rincon |52.02 |
| 1997 |Will Eden, Chaparral |52.38 |
| 1996 |Matt Ulrickson, Saguaro |49.16 |
| 1995 |Matt Ulrickson, Saguaro |49.37 |
| 1994 |Justin Ewers, Arcadia |51.39 |
| 1993 |Justin Ewers, Arcadia |51.87 |
| 1992 |Josh Mulligan, Arcadia |53.47 |

4A BOYS 100 BREASTSTROKE

| | | |
|------|--|--------------|
| 2009 |D1 TJ Lundstrom, C. Foothills |57.73 |
| 2009 |D2 Brandon Young, Douglas |1:00.80 |
| 2008 |D1 TJ Lundstrom, C. Foothills |57.98 |
| 2008 |D2 Brian Morrison, Flagstaff |59.43 |
| 2007 |D1 TJ Lundstrom, C. Foothills |59.63 |
| 2007 |D2 Brian Morrison, Flagstaff |1:02.32 |
| 2006 |D1 Robert Barrett, Pinnacle |1:00.15 |
| 2006 |D2 Zach Lemons, Flagstaff |1:01.16 |
| 2005 |D1 Ben Adam, Desert Christian |1:02.41 |
| 2005 |D2 Zachary Lemons, Flagstaff |1:03.47 |
| 2004 |Josh Arreguin, Catalina Foothills |57.33 |
| 2003 |Geof Davis, Sabino |59.36 |

| | | |
|------|------------------------------------|--------------|
| 2002 |Paul Oman, Rincon |57.26 |
| 2001 |Paul Oman, Rincon |57.91 |
| 2000 |James McManus, C. Foothills |59.09 |
| 1999 |Jason Revere, Thunderbird |1:00.29 |
| 1998 |Eric Ducas, Cactus |1:00.31 |
| 1997 |Paul Aleck, Arcadia |1:01.22 |
| 1996 |Quentin Byma, Paradise Valley |57.06 |
| 1995 |Quentin Byma, Paradise Valley |57.22 |
| 1994 |Brian Keller, Chaparral |1:00.15 |
| 1993 |Brian Keller, Chaparral |1:00.79 |
| 1992 |Matt Krebs, Sahuaro |1:01.78 |

4A BOYS 200 FREESTYLE

| | | |
|------|--|--------------|
| 2009 |D1 Adrian Brynnel, C. Foothills |1:41.99 |
| 2009 |D2 Tyler Messerschmidt, D. Edge |1:38.00 |
| 2008 |D1 Anthony Chiaro, Sahuaro |1:40.58 |
| 2008 |D2 Tyler Messerschmidt, D. Edge |1:38.90 |
| 2007 |D1 Michael Branning, P. Valley |1:43.58 |
| 2007 |D2 Michael Zoldos, Arcadia |1:42.82 |
| 2006 |D1 Adrian Kirkpatrick, C. Foothills |1:39.52 |
| 2006 |D2 Blake Lewkowitz, PCDS |1:43.87 |
| 2005 |D1 Adrian Kirkpatrick, C. Foothills |1:41.34 |
| 2005 |D2 Michael Zoldos, Arcadia |1:44.51 |
| 2004 |Matt Barnard, Sabino |1:40.07 |
| 2003 |Philip Owen, Saguaro |1:41.46 |
| 2002 |Efri Ruthenbert, Cactus |1:46.37 |
| 2001 |Matthew Owen, Saguaro |1:38.81 |
| 2000 |Matthew Owen, Saguaro |1:41.37 |
| 1999 |Kevin Heath, Thunderbird |1:43.03 |
| 1998 |Jamie Richardson, Thunderbird |1:41.66 |
| 1997 |Jamie Richardson, Thunderbird |1:41.82 |
| 1996 |Jamie Richardson, Thunderbird |1:42.96 |
| 1995 |Evan Smith, Arcadia |1:42.65 |
| 1994 |Evan Smith, Arcadia |1:43.36 |
| 1993 |Adam Kingery, Rincon |1:44.05 |
| 1992 |Greg Mahon, Mountain Pointe |1:42.66 |

4A BOYS 200 INDIVIDUAL MEDLEY

| | | |
|------|--|--------------|
| 2009 |D1 Barrett Meisfeld, C. Foothills |1:53.01 |
| 2009 |D2 Chris Pickard, Arcadia |1:52.29 |
| 2008 |D1 Brian Ferro, Millennium |1:53.35 |
| 2008 |D2 Chris Pickard, Arcadia |1:52.91 |
| 2007 |D1 Nick Hadinger, Sabino |1:57.06 |
| 2007 |D2 Chris Pickard, Arcadia |1:59.06 |
| 2006 |D1 Ben Aaberg, Saguaro |1:50.82 |
| 2006 |D2 Zach Lemons, Flagstaff |1:57.39 |
| 2005 |D1 Ben Aaberg, Saguaro |1:51.97 |
| 2005 |D2 Blake Lewkowitz, PCDS |1:57.65 |
| 2004 |Josh Arreguin, Catalina Foothills |1:56.06 |
| 2003 |Geof Davis, Chaparral |1:56.76 |
| 2002 |Paul Oman, Tucson Rincon |1:51.22 |
| 2001 |Paul Oman, Tucson Rincon |1:52.56 |
| 2000 |Evan Rahaueser, Chaparral |1:53.96 |
| 1999 |Nick Eggen, Arcadia |1:55.56 |
| 1998 |Matt Aldrich, Rincon |1:57.64 |
| 1997 |Will Eden, Chaparral |1:55.04 |
| 1996 |Will Eden, Chaparral |1:55.26 |
| 1995 |Colby Genrich, Thunderbird |1:57.02 |
| 1994 |Bill Creager, Ironwood |1:57.61 |
| 1993 |Josh Milligan, Arcadia |1:57.32 |
| 1992 |Josh Milligan, Arcadia |1:56.44 |

4A BOYS 500 FREESTYLE

| | | |
|------|--------------------------------------|--------------|
| 2009 |D1 Adrian Brynnel, C. Foothills |4:35.83 |
| 2009 |D2 Ben Brouwer, Notre Dame |4:50.60 |
| 2008 |D1 John Kent, Sahuaro |4:36.33 |
| 2008 |D2 Corbin Judstra, Catalina |5:00.01 |
| 2007 |D1 Anthony Chiaro, Sahuaro |4:43.79 |

| | |
|---|---------|
| 2007.....D2 Michael Zoldos, Arcadia..... | 4:31.01 |
| 2006.....D1 Bobby Koubratoff, Rincon..... | 4:40.02 |
| 2006.....D2 Blake Lewkowitz, PCDS..... | 4:37.31 |
| 2005.....D1 Adrian Kirkpatrick, C. Foothills..... | 4:38.20 |
| 2005.....D2 Blake Lewkowitz, PCDS..... | 4:37.99 |
| 2004.....Gunnar Schmidt, Arcadia..... | 4:34.58 |
| 2003.....David Pursley, Brophy..... | 4:32.66 |
| 2002.....Philip Owen, Saguaro..... | 4:38.84 |
| 2001.....Matthew Owen, Saguaro..... | 4:29.41 |
| 2000.....Matthew Owen, Saguaro..... | 4:31.76 |
| 1999.....Kevin Heath, Thunderbird..... | 4:36.23 |
| 1998.....Jamie Richardson, Thunderbird..... | 4:29.13 |
| 1997.....Jamie Richardson, Thunderbird..... | 4:32.82 |
| 1996.....Jamie Richardson, Thunderbird..... | 4:38.33 |
| 1995.....Jamie Richardson, Thunderbird..... | 4:36.01 |
| 1994.....Evan Smith, Arcadia..... | 4:38.67 |
| 1993.....Evan Smith, Arcadia..... | 4:39.20 |
| 1992.....Greg Mahon, Mountain Pointe..... | 4:40.71 |

4A BOYS 200 MEDLEY RELAY

| | |
|--|---------|
| 2009.....D1 Tucson Catalina Foothills..... | 1:34.13 |
| 2009.....D2 Scottsdale Arcadia..... | 1:40.29 |
| 2008.....D1 Tucson Catalina Foothills..... | 1:33.71 |
| 2008.....D2 Scottsdale Arcadia..... | 1:41.28 |
| 2007.....D1 Tucson Sabino..... | 1:38.40 |
| 2007.....D2 Scottsdale Arcadia..... | 1:41.02 |
| 2006.....D1 Tucson Catalina Foothills..... | 1:39.82 |
| 2006.....D2 Sunnyslope..... | 1:45.39 |
| 2005.....D1 Tucson Catalina Foothills..... | 1:41.38 |
| 2005.....D2 Sunnyslope..... | 1:45.02 |
| 2004.....Tucson Catalina Foothills..... | 1:38.63 |
| 2003.....Tucson Catalina Foothills..... | 1:38.20 |
| 2002.....Glendale Cactus..... | 1:37.95 |
| 2001.....Tucson Catalina Foothills..... | 1:40.10 |
| 2000.....Scottsdale Arcadia..... | 1:40.16 |
| 1999.....Scottsdale Chaparral..... | 1:40.23 |
| 1998.....Tucson Rincon..... | 1:39.13 |
| 1997.....Avondale Agua Fria..... | 1:40.94 |
| 1996.....Scottsdale Saguaro..... | 1:39.40 |
| 1995.....Phoenix Thunderbird..... | 1:39.57 |
| 1994.....Tucson Rincon..... | 1:41.33 |
| 1993.....Scottsdale Arcadia..... | 1:39.15 |
| 1992.....Tucson Sahuaro..... | 1:40.34 |

4A BOYS 400 FREESTYLE RELAY

| | |
|--|---------|
| 2009.....D1 Tucson Catalina Foothills..... | 3:13.53 |
| 2009.....D2 Scottsdale Notre Dame..... | 3:18.52 |
| 2008.....D1 Scottsdale Chaparral..... | 3:12.89 |
| 2008.....D2 Scottsdale Notre Dame..... | 3:19.02 |
| 2007.....D1 Tucson Sabino..... | 3:11.24 |
| 2007.....D2 Scottsdale Arcadia..... | 3:21.14 |
| 2006.....D1 Tucson Sabino..... | 3:13.21 |
| 2006.....D2 Flagstaff..... | 3:26.62 |
| 2005.....D1 Tucson Catalina Foothills..... | 3:15.82 |
| 2005.....D2 Sunnyslope..... | 3:27.18 |
| 2004.....Tucson Catalina Foothills..... | 3:10.09 |
| 2003.....Tucson Catalina Foothills..... | 3:15.51 |
| 2002.....Tucson Rincon..... | 3:16.55 |
| 2001.....Phoenix Thunderbird..... | 3:15.55 |
| 2000.....Scottsdale Arcadia..... | 3:12.77 |
| 1999.....Scottsdale Arcadia..... | 3:14.17 |
| 1998.....Scottsdale Chaparral..... | 3:12.81 |
| 1997.....Scottsdale Chaparral..... | 3:12.29 |
| 1996.....Scottsdale Chaparral..... | 3:15.82 |
| 1995.....Phoenix Thunderbird..... | 3:16.32 |
| 1994.....Scottsdale Arcadia..... | 3:17.29 |

| | |
|----------------------------------|---------|
| 1993.....Scottsdale Arcadia..... | 3:11.11 |
| 1992.....Scottsdale Arcadia..... | 3:14.20 |

4A BOYS DIVING

| | |
|---|--------|
| 2009.....D1 Sean Clark, Sunnyslope..... | 418.50 |
| 2009.....D2 Cody Farabee, Williams Field..... | 414.95 |
| 2008.....D1 Sean Clark, Sunnyslope..... | 412.65 |
| 2008.....D2 Nico Montano, Santa Rita..... | 376.35 |
| 2007.....D1 Victor Valencia, McClintock..... | 400.10 |
| 2007.....D2 Nico Montano, Santa Rita..... | 381.35 |
| 2006.....D1 Victor Valencia, McClintock..... | 392.85 |
| 2006.....D2 Aaron Henderson, Washington..... | 402.25 |
| 2005.....D1 Kyle Vonvalenberg, St. Gregory..... | 419.90 |
| 2005.....D2 Sam Decker, Palo Verde..... | 436.55 |
| 2004.....Drew Tees, Phoenix Ctry Day..... | 387.45 |
| 2003.....Drew Tees, Phoenix Ctry Day..... | 414.55 |
| 2002.....Drew Tees, Phoenix Ctry Day..... | 399.80 |
| 2001.....Russell Hulse, Centennial..... | 438.75 |
| 2000.....Russell Hulse, Centennial..... | 431.05 |
| 1999.....Russell Hulse, Centennial..... | 397.35 |
| 1998.....Aaron Leitz, Chaparral..... | 379.20 |
| 1997.....Joel Harger, Glendale..... | 411.50 |
| 1996.....Doug Hulse, Centennial..... | 456.25 |
| 1995.....Doug Hulse, Centennial..... | 440.10 |
| 1994.....Andrew Wright, Rincon..... | 392.75 |
| 1993.....Thomas Krizan, Westvies..... | 430.50 |
| 1992.....unknown..... | |

5A BOYS 200 FREESTYLE RELAY

| | |
|--|---------|
| 2009.....D1 Phoenix Brophy Prep..... | 1:26.34 |
| 2009.....D2 Anthem Boulder Creek..... | 1:29.50 |
| 2008.....D1 Phoenix Brophy Prep..... | 1:26.45 |
| 2008.....D2 Scottsdale Horizon..... | 1:28.12 |
| 2007.....D1 Phoenix Brophy Prep..... | 1:25.20 |
| 2007.....D2 Tucson Rincon..... | 1:27.37 |
| 2006.....D1 Phoenix Brophy Prep..... | 1:24.99 |
| 2006.....D2 Peoria Sunrise Mountain..... | 1:30.04 |
| 2005.....D1 Mesa Dobson..... | 1:27.17 |
| 2005.....D2 Phoenix North..... | 1:32.51 |
| 2004.....Phoenix Brophy Prep..... | 1:23.86 |
| 2003.....Phoenix Brophy Prep..... | 1:26.25 |
| 2002.....Phoenix North..... | 1:27.54 |
| 2001.....Mesa Mountain View..... | 1:25.73 |
| 2000.....Tucson Salpointe..... | 1:26.04 |
| 1999.....Mesa Dobson..... | 1:24.59 |
| 1998.....Phoenix Brophy Prep..... | 1:27.24 |
| 1997.....Phoenix Brophy Prep..... | 1:27.73 |
| 1996.....Tucson Salpointe..... | 1:26.71 |
| 1995.....Tucson Salpointe..... | 1:27.89 |
| 1994.....Tucson Salpointe..... | 1:27.83 |
| 1993.....Mesa Dobson..... | 1:27.58 |
| 1992.....Phoenix Brophy Prep..... | 1:27.43 |

5A BOYS 50 FREESTYLE

| | |
|--|-------|
| 2009.....D1 John Wojciechowski, Brophy..... | 20.83 |
| 2009.....D2 Eric Brady, Pinnacle..... | 21.96 |
| 2008.....D1 John Wojciechowski, Brophy..... | 20.80 |
| 2008.....D2 Jeff Amlee, Rincon..... | 21.25 |
| 2007.....D1 Adam Small, Corona del Sol..... | 20.22 |
| 2007.....D2 Jess Amlee, Rincon..... | 21.29 |
| 2006.....D1 Buddy Turner, Horizon..... | 20.44 |
| 2006.....D2 Pete Miller, North..... | 21.70 |
| 2005.....D1 Buddy Turner, Horizon..... | 20.60 |
| 2005.....D2 Ben Roman, North..... | 21.35 |
| 2004.....Buddy Turner, Horizon..... | 21.05 |
| 2003.....Scott Goodrich, Mountain Ridge..... | 20.48 |
| 2002.....Scott Goodrich, Mountain Ridge..... | 20.61 |

| | |
|---|-------|
| 2001.....David Abrams, Paradise Valley..... | 21.63 |
| 2000.....Chris Patience, Mesa Mt. View..... | 20.96 |
| 1999.....Tyler Johnson, Dobson..... | 20.90 |
| 1998.....David Larson, Mesa..... | 20.83 |
| 1997.....Kyle Davis, Corona del Sol..... | 21.52 |
| 1996.....Dan Turley, Mesa Mt. View..... | 21.41 |
| 1995.....Spence Miller, Brophy..... | 21.24 |
| 1994.....Jeff Personius, Brophy..... | 21.79 |
| 1993.....Justin Roth, Dobson..... | 20.51 |
| 1992.....Abe Wick, Rincon..... | 20.43 |

5A BOYS 100 FREESTYLE

| | |
|--|-------|
| 2009.....D1 Brian Stevens, Brophy..... | 45.76 |
| 2009.....D2 Cole Chavarría, Centennial..... | 48.82 |
| 2008.....D1 Brian Stevens, Brophy..... | 46.19 |
| 2008.....D2 Zachary Birnbrich, Boulder Cr..... | 46.42 |
| 2007.....D1 Adam Small, Corona del Sol..... | 45.32 |
| 2007.....D2 Zachary Birnbrich, Boulder Cr..... | 46.97 |
| 2006.....D1 Nolan Ruane, Dobson..... | 46.49 |
| 2006.....D2 Dan Connealy, Shadow Mt..... | 46.80 |
| 2005.....D1 Austin Fowler, Brophy..... | 46.65 |
| 2005.....D2 Ben Roman, North..... | 46.50 |
| 2004.....Alex Righi, Brophy..... | 44.76 |
| 2003.....Alex Righi, Brophy..... | 45.96 |
| 2002.....David Mason, Mesa Mt. View..... | 46.82 |
| 2001.....Colin Gaffney, Brophy..... | 46.70 |
| 2000.....Chris Patience, Mesa Mt. View..... | 46.33 |
| 1999.....Tyler Johnson, Dobson..... | 45.53 |
| 1998.....David Larson, Mesa..... | 46.2 |
| 1997.....Quentin Byma, Paradise Valley..... | 46.31 |
| 1996.....Scott Gaskins, Salpointe..... | 45.01 |
| 1995.....Scott Gaskins, Salpointe..... | 45.32 |
| 1994.....Andy Miller, Brophy..... | 47.06 |
| 1993.....Justin Roth, Dobson..... | 46.39 |
| 1992.....Gary Hall, Brophy..... | 44.88 |

5A BOYS 100 BUTTERFLY

| | |
|---|-------|
| 2009.....D1 John Wojciechowski, Brophy..... | 48.07 |
| 2009.....D2 Rob Heer, Desert Mountain..... | 51.99 |
| 2008.....D1 John Wojciechowski, Brophy..... | 47.87 |
| 2008.....D2 Spencer Knight, Horizon..... | 52.96 |
| 2007.....D1 John Wojciechowski, Brophy..... | 49.79 |
| 2007.....D2 Tyler Pennington, Horizon..... | 51.57 |
| 2006.....D1 Alex Lundeen, Dobson..... | 50.64 |
| 2006.....D2 Craig Podgurski, Sunrise Mt..... | 50.85 |
| 2005.....D1 Buddy Turner, Horizon..... | 49.92 |
| 2005.....D2 James McHugh, Marcos de Niza..... | 51.82 |
| 2004.....Buddy Turner, Horizon..... | 50.28 |
| 2003.....Jon Ehret, Brophy..... | 50.59 |
| 2002.....Jon Ehret, Brophy..... | 50.73 |
| 2001.....Michael Passey, Red Mountain..... | 49.78 |
| 2000.....Eric Hadley, Rincon..... | 50.64 |
| 1999.....Chris Cafiero, Mountain Pointe..... | 51.20 |
| 1998.....Jeff Hyman, Shadow Mountain..... | 50.28 |
| 1997.....Brent Creager, Ironwood..... | 49.76 |
| 1996.....Nathan Tobler, Marcos de Niza..... | 51.98 |
| 1995.....Neil Peiffer, Mountain Pointe..... | 49.62 |
| 1994.....Neil Peiffer, Mountain Pointe..... | 50.16 |
| 1993.....Chris Vinson, Brophy..... | 52.09 |
| 1992.....Chris Vinson, Brophy..... | 51.78 |

5A BOYS 100 BACKSTROKE

| | |
|--|-------|
| 2009.....D1 Louis Wojciechowski, Brophy..... | 50.86 |
| 2009.....D2 Hunter Thompson, Pinnacle..... | 53.41 |
| 2008.....D1 Brian Liu, Corona del Sol..... | 51.71 |
| 2008.....D2 Zachary Birnbrich, Boulder Cr..... | 52.77 |
| 2007.....D1 Chris Lee, Brophy..... | 52.05 |

| | |
|--|-------|
| 2007.....D2 Marshall Dilworth, Sunrise Mt..... | 51.42 |
| 2006.....D1 Robert Gonzales, Brophy..... | 51.10 |
| 2006.....D2 Jack Hicks, Deer Valley..... | 55.96 |
| 2005.....D1 Robert Gonzales, Brophy..... | 52.36 |
| 2005.....D2 Aaron Keller, Skyline..... | 53.70 |
| 2004.....Alex Righi, Brophy..... | 48.00 |
| 2003.....Scott Goodrich, Mountain Ridge..... | 49.37 |
| 2002.....Scott Goodrich, Mountain Ridge..... | 50.07 |
| 2001.....Colin Gaffney, Brophy..... | 49.97 |
| 2000.....Eric Hadley, Rincon..... | 49.97 |
| 1999.....Colin Gaffney, Brophy..... | 50.79 |
| 1998.....Jeff Hyman, Shadow Mountain..... | 51.51 |
| 1997.....Ryan McCally, Mountain Pointe..... | 53.01 |
| 1996.....Bruno Stumpf, Dobson..... | 52.74 |
| 1995.....Neil Peiffer, Mountain Pointe..... | 50.78 |
| 1994.....Matt Ulrickson, Saguaro..... | 51.70 |
| 1993.....Chris Vinson, Brophy..... | 52.65 |
| 1992.....Rich Kline, Brophy..... | 52.50 |

5A BOYS 100 BRESTSTROKE

| | |
|---|---------|
| 2009.....D1 Andrew Marciniak, Highland..... | 57.77 |
| 2009.....D2 Cody Vitez, Chaparral..... | 1:00.61 |
| 2008.....D1 Carl Mickelson, Hamilton..... | 56.54 |
| 2008.....D2 Stephen Estes, North..... | 57.60 |
| 2007.....D1 Carl Mickelson, Hamilton..... | 58.52 |
| 2007.....D2 Robert Barrett, Pinnacle..... | 58.98 |
| 2006.....D1 Carl Mickelson, Hamilton..... | 59.69 |
| 2006.....D2 Marshall Dilworth, Sunrise Mt..... | 59.05 |
| 2005.....D1 Patrick Rees, Brophy..... | 59.98 |
| 2005.....D2 Marshall Dilworth, Sunrise Mt..... | 58.51 |
| 2004.....Marcus Titus, Flowing Wells..... | 56.65 |
| 2003.....Ryan Kiley, Dobson..... | 57.40 |
| 2002.....Mike Larson, Dobson..... | 58.93 |
| 2001.....Dave Rollins, Sabino..... | 56.96 |
| 2000.....Chris Lichtenberg, Red Mountain..... | 57.11 |
| 1999.....Nick Tobler, Marcos de Niza..... | 57.13 |
| 1998.....Nick Tobler, Marcos de Niza..... | 57.70 |
| 1997.....Quentin Byma, Paradise Valley..... | 57.91 |
| 1996.....Nick Tobler, Marcos de Niza (yards)..... | 59.95 |
| 1995.....Thad Mason, Westwood..... | 58.43 |
| 1994.....Mark Hawthorne, Amphi..... | 57.14 |
| 1993.....Mark Hawthorne, Amphi..... | 58.46 |
| 1992.....Tom O'Hara, Mesa Mt. View..... | 58.78 |

5A BOYS 200 FREESTYLE

| | |
|--|---------|
| 2009.....D1 Brian Stevens, Brophy..... | 1:39.11 |
| 2009.....D2 Tanner Roe, Chaparral..... | 1:42.34 |
| 2008.....D1 Brian Stevens, Brophy..... | 1:40.09 |
| 2008.....D2 Spencer Knight, Horizon..... | 1:44.57 |
| 2007.....D1 Alex Lendrum, Brophy..... | 1:40.68 |
| 2007.....D2 Bobby Koubratoff, Rincon..... | 1:41.09 |
| 2006.....D1 Jim O'Hara, Brophy..... | 1:40.86 |
| 2006.....D2 Craig Podgurski, Sunrise Mt..... | 1:42.76 |
| 2005.....D1 Jim O'Hara, Brophy..... | 1:43.06 |
| 2005.....D2 Ben Santerre, SD O'Connor..... | 1:45.70 |
| 2004.....Christian Goehring, Highland..... | 1:42.42 |
| 2003.....Kyle Shores, Brophy..... | 1:41.50 |
| 2002.....Kyle Goodrich, Mountain Ridge..... | 1:41.30 |
| 2001.....Tyler DeBerry, Sabino..... | 1:38.26 |
| 2000.....John Zemaitis, Horizon..... | 1:40.54 |
| 1999.....Chris Trimble, Salpointe..... | 1:41.81 |
| 1998.....Klete Keller, Brophy..... | 1:41.45 |
| 1997.....Richard Hall, Brophy..... | 1:40.16 |
| 1996.....Scott Gaskins, Salpointe..... | 1:38.79 |
| 1995.....Scott Gaskins, Salpointe..... | 1:38.95 |
| 1994.....David Tait, McClintock..... | 1:40.78 |

| | |
|---|---------|
| 1993.....Greg Mahon, Mountain Pointe..... | 1:42.12 |
| 1992.....Gary Hall, Brophy..... | 1:39.78 |

5A BOYS 200 INDIVIDUAL MEDLEY

| | |
|---|---------|
| 2009.....D1 Danny Hatfield, Brophy..... | 1:52.27 |
| 2009.....D2 Cody Vitez, Chaparral..... | 1:55.58 |
| 2008.....D1 Alex Lendrum, Brophy..... | 1:49.41 |
| 2008.....D2 Robert Barrett, Pinnacle..... | 1:54.01 |
| 2007.....D1 Austen Thompson, Brophy..... | 1:49.66 |
| 2007.....D2 Marshall Dilworth, Sunrise Mt..... | 1:53.93 |
| 2006.....D1 Austen Thompson, Brophy..... | 1:52.31 |
| 2006.....D2 Marshall Dilworth, Sunrise Mt..... | 1:53.76 |
| 2005.....D1 Austin Fowler, Brophy..... | 1:54.36 |
| 2005.....D2 Marshall Dilworth, Sunrise Mt..... | 1:53.34 |
| 2004.....David Pursley, Brophy..... | 1:51.86 |
| 2003.....David Pursley, Brophy..... | 1:51.43 |
| 2002.....Jon Ehret, Brophy..... | 1:55.69 |
| 2001.....Dave Rollins, Sabino..... | 1:49.41 |
| 2000.....Dave Rollins, Sabino..... | 1:52.91 |
| 1999.....Randy Gertenbech, Paradise Valley..... | 1:55.20 |
| 1998.....Kellen O'Connor, Brophy..... | 1:56.12 |
| 1997.....Brent Creager, Ironwood..... | 1:53.44 |
| 1996.....Jeff Mason, Westwood..... | 1:55.22 |
| 1995.....Spence Miller, Brophy..... | 1:54.78 |
| 1994.....Neil Peiffer, Mountain Pointe..... | 1:52.15 |
| 1993.....Greg Mahon, Mountain Pointe..... | 1:52.13 |
| 1992.....Rich Kline, Brophy..... | 1:54.88 |

5A BOYS 500 FREESTYLE

| | |
|--|---------|
| 2009.....D1 Chris Webb, Brophy..... | 4:34.88 |
| 2009.....D2 Tanner Roe, Chaparral..... | 4:33.72 |
| 2008.....D1 Alex Lendrum, Brophy..... | 4:27.67 |
| 2008.....D2 Jared Young, Rincon..... | 4:52.35 |
| 2007.....D1 Austen Thompson, Brophy..... | 4:28.24 |
| 2007.....D2 Bobby Koubratoff, Rincon..... | 4:37.35 |
| 2006.....D1 Buddy Turner, Horizon..... | 4:29.09 |
| 2006.....D2 Kyle Adler, Desert Mountain..... | 4:49.89 |
| 2005.....D1 Nate Telep, Corona del Sol..... | 4:38.16 |
| 2005.....D2 James McHugh, MDN..... | 4:41.39 |
| 2004.....David Pursley, Brophy..... | 4:29.64 |
| 2003.....David Pursley, Brophy..... | 4:32.66 |
| 2002.....Kyle Goodrich, Mountain Ridge..... | 4:39.16 |
| 2001.....Tyler DeBerry, Sabino..... | 4:28.59 |
| 2000.....Tyler DeBerry, Sabino..... | 4:32.69 |
| 1999.....Matt Potter, McClintock..... | 4:32.01 |
| 1998.....Matt Potter, McClintock..... | 4:31.24 |
| 1997.....Richard Hall, Brophy..... | 4:29.39 |
| 1996.....Alex Mahon, Mountain Pointe..... | 4:31.89 |
| 1995.....Chris Cunningham, Brophy..... | 4:36.47 |
| 1994.....David Tait, McClintock..... | 4:31.25 |
| 1993.....Chris Cunningham, Brophy..... | 4:33.96 |
| 1992.....David Tait, McClintock..... | 4:34.05 |

5A BOYS 200 MEDLEY RELAY

| | |
|---------------------------------------|---------|
| 2009.....D1 Phoenix Brophy Prep..... | 1:32.33 |
| 2009.....D2 Scottsdale Chaparral..... | 1:40.20 |
| 2008.....D1 Phoenix Brophy Prep..... | 1:32.45 |
| 2008.....D2 Anthem Boulder Creek..... | 1:39.46 |
| 2007.....D1 Phoenix Brophy Prep..... | 1:38.84 |
| 2007.....D2 Anthem Boulder Creek..... | 1:40.78 |
| 2006.....D1 Phoenix Brophy Prep..... | 1:36.90 |
| 2006.....D2 Phoenix North..... | 1:42.16 |
| 2005.....D1 Phoenix Brophy Prep..... | 1:36.44 |
| 2005.....D2 Phoenix North..... | 1:40.72 |
| 2004.....Phoenix Brophy Prep..... | 1:33.70 |
| 2003.....Phoenix Brophy Prep..... | 1:34.35 |
| 2002.....Phoenix Brophy Prep..... | 1:36.37 |

| | |
|-------------------------------------|---------|
| 2001.....Phoenix Brophy Prep..... | 1:35.80 |
| 2000.....Phoenix Brophy Prep..... | 1:35.77 |
| 1999.....Phoenix Brophy Prep..... | 1:36.95 |
| 1998.....Phoenix Brophy Prep..... | 1:36.88 |
| 1997.....Phoenix Brophy Prep..... | 1:38.24 |
| 1996.....Tempe Mountain Pointe..... | 1:38.52 |
| 1995.....Tempe Mountain Pointe..... | 1:38.10 |
| 1994.....Phoenix Brophy Prep..... | 1:37.81 |
| 1993.....Mesa Dobson..... | 1:37.25 |
| 1992.....Phoenix Brophy Prep..... | 1:37.04 |

5A BOYS 400 FREESTYLE RELAY

| | |
|---|---------|
| 2009.....D1 Phoenix Brophy Prep..... | 3:07.01 |
| 2009.....D2 Scottsdale Chaparral..... | 3:14.35 |
| 2008.....D1 Phoenix Brophy Prep..... | 3:05.12 |
| 2008.....D2 Tucson Rincon..... | 3:15.19 |
| 2007.....D1 Phoenix Brophy Prep..... | 3:08.40 |
| 2007.....D2 Tucson Rincon..... | 3:13.88 |
| 2006.....D1 Phoenix Brophy Prep..... | 3:09.47 |
| 2006.....D2 Phoenix Shadow Mountain..... | 3:20.88 |
| 2005.....D1 Phoenix Brophy Prep..... | 3:10.54 |
| 2005.....D2 Scottsdale Desert Mountain..... | 3:21.73 |
| 2004.....Phoenix Brophy Prep..... | 3:09.61 |
| 2003.....Phoenix Brophy Prep..... | 3:05.57 |
| 2002.....Glendale Mountain Ridge..... | 3:11.59 |
| 2001.....Tucson Sabino..... | 3:06.98 |
| 2000.....Tucson Salpointe..... | 3:10.72 |
| 1999.....Mesa Dobson..... | 3:07.89 |
| 1998.....Phoenix Brophy Prep..... | 3:11.28 |
| 1997.....Phoenix Brophy Prep..... | 3:11.07 |
| 1996.....Tucson Salpointe..... (yards) | 3:11.04 |
| 1995.....Phoenix Brophy Prep..... | 3:12.07 |
| 1994.....Phoenix Brophy Prep..... | 3:18.83 |
| 1993.....Phoenix Brophy Prep..... | 3:15.08 |
| 1992.....Phoenix Brophy Prep..... | 3:07.70 |

5A BOYS DIVING

| | |
|--|--------|
| 2009.....D1 Issac Thruston, Mesa Mt. View..... | 453.45 |
| 2009.....D2 Samuel Dorman, MDN..... | 574.75 |
| 2008.....D1 Cody Montgomery, Gilbert..... | 469.30 |
| 2008.....D2 Samuel Dorman, MDN..... | 539.40 |
| 2007.....D1 Sam Hatch, Gilbert..... | 468.75 |
| 2007.....D2 Sam Dorman, Marcos de Niza..... | 546.30 |
| 2006.....D1 David Phipps, Corona del Sol..... | 395.10 |
| 2006.....D2 Caleb Percevez, Desert Mt..... | 522.20 |
| 2005.....D1 Greg Lords, Highland..... | 385.00 |
| 2005.....D2 Caleb Percevez, Desert Mt..... | 489.40 |
| 2004.....Caleb Percevez, Desert Mountain..... | 425.45 |
| 2003.....Caleb Percevez, Desert Mountain..... | 425.15 |
| 2002.....Tony Burkhardt, Shadow Mountain..... | 466.55 |
| 2001.....Tony Burkhardt, Shadow Mountain..... | 456.95 |
| 2000.....Mario Rodriguez, Tucson..... | 477.80 |
| 1999.....Mark Wright, Westwood..... | 452.55 |
| 1998.....Scott Randall, Mesa Mt. View..... | 431.95 |
| 1997.....Scott Randall, Mesa Mt. View..... | 479.80 |
| 1996.....Carson Heussner, Chandler..... | 445.65 |
| 1995.....Brandon Hunting, Horizon..... | 459.85 |
| 1994.....Hyrum Canland, Mesa Mt. View..... | 461.15 |
| 1993.....Devan Porter, Mesa..... | 469.30 |
| 1992.....Devan Porter, Mesa..... | 423.90 |

CHANDLER UNIFIED SCHOOL DISTRICT NO. 80

Dedicated to Excellence

In Academics, Athletics, and Arts

Arizona College Preparatory • Basha High School • Chandler High School • Hamilton High School • Perry High School

District of Champions



Badminton • Baseball • Basketball • Cross Country • Football • Golf • Soccer
Softball • Swimming • Tennis • Track & Field • Unified Sports • Volleyball • Wrestling

Dr. Camille Casteel, Superintendent

www.cusd80.com

1525 West Frye Road • Chandler • Arizona • 85224

480.812.7000

KUKULSKI BROTHERS

Proud Souvenir Vendors
for



KUKULSKIBROTHERS INC. • 4834 S. 40TH ST. • PHOENIX, AZ 85040 • 602.386.3460



Recent Girls Team State Champions

DIVISION II

| YEAR | WINNING TEAM | HEAD COACH | RUNNERUP | THIRD PLACE |
|------|---------------------------------|----------------|---------------------------------|-----------------------|
| 2012 | Tucson Salpointe Catholic (246) | Chad Castillo | Scottsdale Arcadia (221) | Buckeye Verrado (218) |
| 2011 | Scottsdale Arcadia (289) | Erica McClurg | Tucson Salpointe Catholic (262) | Buckeye Verrado (261) |
| 2010 | Tucson Catalina Foothills (398) | R.J. Lundstrom | Scottsdale Arcadia (258) | Notre Dame (226) |

DIVISION I

| | | | | |
|------|----------------------|----------------|----------------------------|-----------------------|
| 2012 | Phoenix Xavier (330) | Brian Hoffer | Phoenix Pinnacle (245) | Mesa Mt. View (169) |
| 2011 | Phoenix Xavier (429) | Colleen Murphy | Phoenix Pinnacle (194) | Mesa Mt. View (172) |
| 2010 | Phoenix Xavier (401) | Colleen Murphy | Scottsdale Chaparral (220) | Mesa Mt. View (209.5) |

1A-3A CONFERENCE

| | | | | |
|------|---------------------------------|--------------|---------------------------|-----------------------------|
| 2009 | Chandler Valley Christian (423) | Ben Swanholm | Phoenix Country Day (316) | Pusch Ridge Christian (275) |
| 2008 | Chandler Valley Christian (455) | Ben Swanholm | Tucson Pusch Ridge (390) | Sedona Red Rock (249) |
| 2007 | Phoenix Christian (344) | Randy Bellah | Phoenix Country Day (309) | Valley Christian (280) |

4A CONFERENCE

| | | | | |
|-----------|-----------------------------------|-------------------------|---------------------------------|----------------------------|
| 2009 4A-1 | Tucson Catalina Foothills (450) | R.J. Lundstrom | Tucson Canyon Del Oro (284) | Tucson Sabino (251) |
| 2009 4A-2 | Scottsdale Arcadia (497) | Erica McClurg | Scottsdale Notre Dame (254) | Phx Thunderbird (225.5) |
| 2008 4A-1 | Scottsdale Chaparral (415.5) | Laura Winslow | Tucson Catalina Foothills (386) | Tucson Sabino (199) |
| 2008 4A-2 | Scottsdale Arcadia (489) | Erica McClurg | Scottsdale Notre Dame (267) | Cottonwood Mingus (262) |
| 2007 4A-1 | Tucson Catalina Foothills (398) | R.J. Lundstrom | Scottsdale Chaparral (376.5) | Tucson Sabino (196) |
| 2007 4A-2 | Scottsdale Arcadia (475.5) | Erica Jones | Flagstaff (322) | Notre Dame Prep (268.5) |
| 2006 4A-1 | Tucson Catalina Foothills (419) | Dale Payne | Scottsdale Chaparral (358) | Phoenix Pinnacle (298) |
| 2006 4A-2 | Scottsdale Arcadia (374) | Erica Jones | Phoenix Sunnyslope (279) | CC Cactus Shadows (206) |
| 2005 4A-1 | Tucson Catalina Foothills (439) | Nicole Sayers-Penkalski | Scottsdale Chaparral (308) | Goodyear Millennium (261) |
| 2005 4A-2 | Phoenix Sunnyslope (375) | Brian Metheny | Scottsdale Arcadia (356) | CC Cactus Shadows (189) |
| 2004 | Tucson Catalina Foothills (322.5) | Nicole Penkalski | Scottsdale Chaparral (290) | Phoenix Sunnyslope (233) |
| 2003 | Tucson Catalina Foothills (319) | Nicole Penkalski | Phoenix Sunnyslope (234.5) | Scottsdale Chaparral (219) |
| 2002 | Tucson Catalina Foothills (314) | Nicole Penkalski | Tucson Rincon (310) | Scottsdale Chaparral (250) |
| 2001 | Tucson Catalina Foothills (353) | Nicole Penkalski | Scottsdale Arcadia (285) | Tucson Rincon (271) |
| 2000 | Tucson Catalina Foothills (347) | Nicole Penkalski | Scottsdale Chaparral (344) | Scottsdale Arcadia (262) |
| 1999 | Scottsdale Arcadia (414) | Erica Jones | Catalina Foothills (411) | Scottsdale Chaparral (321) |
| 1998 | Scottsdale Arcadia (322) | Erica Jones | Tucson Sabino (299) | Scottsdale Chaparral (291) |
| 1997 | Scottsdale Chaparral (303) | Jim Ware | Tucson Sabino (291) | Scottsdale Arcadia (289) |
| 1996 | Tucson Rincon (277) | Mike Ward | (TIE) Tucson Sabino (255) | Scottsdale Arcadia (255) |
| 1995 | Scottsdale Arcadia (301) | Karen Morrison | Paradise Valley (221) | Tucson Rincon (204) |
| 1994 | Scottsdale Arcadia (378) | Carl Van Faasen | Tucson Rincon (262) | Scottsdale Chaparral (186) |
| 1993 | Scottsdale Arcadia (349) | Matt McCarthy | Tucson Rincon (236) | Tucson Sabino (204) |
| 1992 | Scottsdale Arcadia (309) | Jack Giles | Tucson Sabino (231) | Tucson Sahuaro (217) |

5A CONFERENCE

| | | | | |
|-----------|------------------------------------|------------------|------------------------------------|-----------------------------|
| 2009 5A-1 | Phoenix Xavier (546) | Colleen Murphy | Tempe Desert Vista (323) | Mesa Mt. View (303) |
| 2009 5A-2 | Scottsdale Chaparral (386) | Laura Winslow | Phoenix Pinnacle (326) | Scottsdale Desert Mt. (282) |
| 2008 5A-1 | Phoenix Xavier (396) | Colleen Murphy | Tempe Desert Vista (259) | Mesa Mountain View (232) |
| 2008 5A-2 | Phoenix Pinnacle (368) | Jodi Lamell | Anthem Boulder Creek (265) | Scottsdale Horizon (237) |
| 2007 5A-1 | Phoenix Xavier (411) | Colleen Murphy | Scottsdale Desert Mt. (348.5) | Tempe Desert Vista (217) |
| 2007 5A-2 | Phoenix Pinnacle (383) | Jodi Lamell | Scottsdale Horizon (300.5) | Tucson Rincon (198.5) |
| 2006 5A-1 | Phoenix Xavier (507) | Jeff Seaquist | Mesa Mountain View (295) | Tempe Desert Vista (216) |
| 2006 5A-2 | Scottsdale Desert Mountain (484) | Christine Bodmer | Glendale Sandra Day O'Connor (212) | Glendale Ironwood (191.5) |
| 2005 5A-1 | Phoenix Xavier (493.5) | Jeff Seaquist | Mesa Mountain View (281.5) | Tempe Corona del Sol (174) |
| 2005 5A-2 | Scottsdale Desert Mountain (508.5) | Christine Bodmer | Phoenix North (236) | Peoria Centennial (175) |
| 2004 | Phoenix Xavier (443) | Jeff Seaquist | Scottsdale Desert Mountain (297) | Mesa Mountain View (187) |
| 2003 | Phoenix Xavier (430.5) | Jeff Seaquist | Mesa Mountain View (238) | Tucson Salpointe (166) |
| 2002 | Phoenix Xavier (329) | Jeff Seaquist | Mesa Mountain View (176) | Mesa Red Mountain (151) |
| 2001 | Phoenix Xavier (312) | Jeff Seaquist | Shadow Mountain (210) | Scottsdale Horizon (192) |
| 2000 | Phoenix Xavier (301) | Jeff Seaquist | Tempe Corona del Sol (199) | Tucson Salpointe (167) |
| 1999 | Phoenix Xavier (298) | Gerry Seaquist | Shadow Mountain (243) | Mesa Mountain View (234) |
| 1998 | Mesa Mountain View (269) | Nicki Barna | Phoenix Xavier (205) | Tempe Corona del Sol (186) |
| 1997 | Phoenix Xavier (445) | Gerry Seaquist | Mesa Dobson (279) | Mesa Red Mountain (189) |
| 1996 | Phoenix Xavier (404) | Gerry Seaquist | Tucson Salpointe (252) | Shadow Mountain (238) |
| 1995 | Phoenix Xavier (435) | Gerry Seaquist | Tucson Salpointe (333) | Mesa Mountain View (202) |
| 1994 | Phoenix Xavier (463) | Gerry Seaquist | Tucson Salpointe (278) | Mesa Mountain View (231) |
| 1993 | Phoenix Xavier (449) | Gerry Seaquist | Tucson Salpointe (269) | Mesa Mountain View (248) |
| 1992 | Phoenix Xavier (454) | Gerry Seaquist | Mesa Mountain View (250) | Tucson Salpointe (192) |

DIV II GIRLS 200 FREESTYLE RELAY

| | |
|---|---------|
| 2012.....Buckeye Verrado..... | 1:38.83 |
| 2011.....Buckeye Verrado..... | 1:40.26 |
| 2010.....Tucson Catalina Foothills..... | 1:41.26 |

DIV II GIRLS 50 FREESTYLE

| | |
|---|-------|
| 2012.....Amy Bilquist, Verrado..... | 22.96 |
| 2011.....Amy Bilquist, Verrado..... | 23.67 |
| 2010.....Taryn Collura, Sunnyslope..... | 23.66 |

DIV II GIRLS 100 FREESTYLE

| | |
|---|-------|
| 2012.....Samantha Getzen, Notre Dame..... | 52.83 |
| 2011.....Carly Wilson, Tanque Verde..... | 52.54 |
| 2010.....Taryn Collura, Sunnyslope..... | 51.00 |

DIV II GIRLS 100 BUTTERFLY

| | |
|--|-------|
| 2012.....Samantha Getzen, Notre Dame..... | 55.87 |
| 2011.....Briana Jurries, Valley Christian..... | 56.23 |
| 2010.....Briana Jurries, Valley Christian..... | 56.37 |

DIV II GIRLS 100 BACKSTROKE

| | |
|---|-------|
| 2012.....Amy Bilquist, Verrado..... | 55.15 |
| 2011.....Danielle Lee, Phx Country Day..... | 55.24 |
| 2010.....Danielle Lee, Phx Country Day..... | 57.10 |

DIV II GIRLS 100 BREASTSTROKE

| | |
|--|---------|
| 2012.....Briana Jurries, Valley Christian..... | 1:04.07 |
| 2011.....Briana Jurries, Valley Christian..... | 1:04.98 |
| 2010.....Briana Jurries, Valley Christian..... | 1:05.30 |

DIV II GIRLS 200 FREESTYLE

| | |
|---|---------|
| 2012.....Picabo Bender, Verrado..... | 1:53.20 |
| 2011.....Danielle Lee, Phx Country Day..... | 1:51.42 |
| 2010.....Danielle Lee, Phx Country Day..... | 1:50.23 |

DIV II GIRLS 200 INDIVIDUAL MEDLEY

| | |
|--|---------|
| 2012.....Briana Jurries, Valley Christian..... | 2:03.74 |
| 2011.....Jaimie Bryan, Phx Country Day..... | 2:15.03 |
| 2010.....Daniella Emami, Cata. Foothills..... | 2:13.42 |

DIV II GIRLS 500 FREESTYLE

| | |
|---------------------------------------|---------|
| 2012.....Picabo Bender, Verrado..... | 5:02.93 |
| 2011.....Carley Stevens, Arcadia..... | 5:06.67 |
| 2010.....Carley Stevens, Arcadia..... | 4:58.48 |

DIV II GIRLS 200 MEDLEY RELAY

| | |
|---|---------|
| 2012.....Tucson Salpointe Catholic..... | 1:51.00 |
| 2011.....Scottsdale Arcadia..... | 1:53.78 |
| 2010.....Tucson Catalina Foothills..... | 1:52.08 |

DIV II GIRLS 400 FREESTYLE RELAY

| | |
|-------------------------------|---------|
| 2012.....Buckeye Verrado..... | 3:33.72 |
| 2011.....Buckeye Verrado..... | 3:37.95 |
| 2010.....Tucson Sabino..... | 3:37.95 |

DIV II GIRLS DIVING

| | |
|--|--------|
| 2012.....Madline Russell, Notre Dame..... | 415.25 |
| 2011.....Marlee Kersting, Campo Verde..... | 436.80 |
| 2010.....Rachel Hicks, Sunrise Mountain..... | 378.10 |

DIV I GIRLS 200 FREESTYLE RELAY

| | |
|--------------------------------|---------|
| 2012.....Phoenix Pinnacle..... | 1:36.19 |
| 2011.....Phoenix Xavier..... | 1:37.74 |
| 2010.....Phoenix Xavier..... | 1:35.21 |

DIV I GIRLS 50 FREESTYLE

| | |
|---|-------|
| 2012.....Victoria Toris, Pinnacle..... | 23.33 |
| 2011.....Maggie McCord, Canyon Del Oro..... | 23.09 |
| 2010.....Kelli Benjamin, Gilbert..... | 23.07 |

DIV I GIRLS 100 FREESTYLE

| | |
|--|-------|
| 2012.....Victoria Toris, Pinnacle..... | 49.87 |
| 2011.....Kat Simonovic, Mesa Mt. View..... | 51.02 |
| 2010.....Kelli Benjamin, Gilbert..... | 50.19 |

DIV I GIRLS 100 BUTTERFLY

| | |
|--|-------|
| 2012.....Kat Simonovic, Mesa Mt. View..... | 54.57 |
| 2011.....Samantha Guttmacher, Red Mt..... | 55.17 |
| 2010.....Leticia Lelli, Chaparral..... | 54.90 |

DIV I GIRLS 100 BACKSTROKE

| | |
|--|-------|
| 2012.....Clara Jenck, Mountain Pointe..... | 56.31 |
| 2011.....Clara Jenck, Mountain Pointe..... | 56.51 |
| 2010.....Leticia Lelli, Chaparral..... | 56.41 |

DIV I GIRLS 100 BREASTSTROKE

| | |
|--|---------|
| 2012.....Sara Borendame, Ironwood Ridge..... | 1:03.63 |
| 2011.....Sara Borendame, Ironwood Ridge..... | 1:04.03 |
| 2010.....Katie Olsen, Desert Vista..... | 1:02.00 |

DIV I GIRLS 200 FREESTYLE

| | |
|--|---------|
| 2012.....Kat Simonovic, Mesa Mt. View..... | 1:47.22 |
| 2011.....Kat Simonovic, Mesa Mt. View..... | 1:48.99 |
| 2010.....Kat Simonovic, Mesa Mt. View..... | 1:48.09 |

DIV I GIRLS 200 INDIVIDUAL MEDLEY

| | |
|--|---------|
| 2012.....Clara Jenck, Mountain Pointe..... | 2:04.63 |
| 2011.....Megan Cox, Chaparral..... | 2:05.15 |
| 2010.....Megan Cox, Chaparral..... | 2:03.19 |

DIV I GIRLS 500 FREESTYLE

| | |
|--|---------|
| 2012.....Isabel Whited, Pinnacle..... | 4:53.85 |
| 2011.....Lexy Aichison, Chaparral..... | 4:54.73 |
| 2010.....Kat Simonovic, Mesa Mt. View..... | 4:52.44 |

DIV I GIRLS 200 MEDLEY RELAY

| | |
|----------------------------------|---------|
| 2012.....Phoenix Xavier..... | 1:45.83 |
| 2011.....Phoenix Xavier..... | 1:46.03 |
| 2010.....Tempe Desert Vista..... | 1:45.67 |

DIV I GIRLS 400 FREESTYLE RELAY

| | |
|------------------------------------|---------|
| 2012.....Phoenix Pinnacle..... | 3:29.39 |
| 2011.....Phoenix Xavier..... | 3:31.47 |
| 2010.....Scottsdale Chaparral..... | 3:27.80 |

DIV I GIRLS DIVING

| | |
|--|--------|
| 2012.....Kyra Tatlow, Westwood..... | 413.30 |
| 2011.....Chloe Hacker, Corona del Sol..... | 378.70 |
| 2010.....Chloe Hacker, Corona del Sol..... | 363.30 |

1A-3A GIRLS 200 FREESTYLE RELAY

| | |
|---|---------|
| 2009.....Chandler Valley Christian..... | 1:48.53 |
| 2008.....Chandler Valley Christian..... | 1:45.51 |
| 2007.....Tucson Pusch Ridge..... | 1:45.07 |

1A-3A GIRLS 50 FREESTYLE

| | |
|---|-------|
| 2009.....Quinn Robertson, Valley Christian..... | 24.59 |
| 2008.....Erin Bleyl, Pusch Ridge..... | 24.90 |
| 2007.....Brooke Bellah, Phoenix Christian..... | 25.55 |

1A-3A GIRLS 100 FREESTYLE

| | |
|---|-------|
| 2009.....Quinn Robertson, Valley Christian..... | 55.25 |
| 2008.....Danielle Lee, Phx Country Day..... | 52.17 |
| 2007.....Jennifer Benson, Scottsdale Chr..... | 55.12 |

1A-3A GIRLS 100 BUTTERFLY

| | |
|---|-------|
| 2009.....Danielle Lee, Phx Country Day..... | 57.06 |
| 2008.....Hope Peterson, Pusch Ridge..... | 59.56 |
| 2007.....Hope Peterson, Pusch Ridge..... | 58.57 |

1A-3A GIRLS 100 BACKSTROKE

| | |
|---|---------|
| 2009.....Erin Bleyl, Pusch Ridge..... | 58.49 |
| 2008.....Danielle Lee, Phx Country Day..... | 57.96 |
| 2007.....Erin Bleyl, Pusch Ridge..... | 1:00.47 |

1A-3A GIRLS 100 BREASTSTROKE

| | |
|--|---------|
| 2009.....Briana Jurries, Valley Christian..... | 1:08.57 |
| 2008.....Chloe Peterson, Pusch Ridge..... | 1:12.68 |
| 2007.....Riley Smith, Phoenix Christian..... | 1:13.13 |

1A-3A GIRLS 200 FREESTYLE

| | |
|---|---------|
| 2009.....Erin Bleyl, Pusch Ridge..... | 1:55.96 |
| 2008.....Chloe Peterson, Pusch Ridge..... | 2:03.52 |
| 2007.....Erin Bleyl, Pusch Ridge..... | 1:57.13 |

1A-3A GIRLS 200 INDIVIDUAL MEDLEY

| | |
|--|---------|
| 2009.....Danielle Lee, Phx Country Day..... | 2:06.21 |
| 2008.....Riley Smith, Phoenix Christian..... | 2:16.56 |
| 2007.....Riley Smith, Phoenix Christian..... | 2:16.56 |

1A-3A GIRLS 500 FREESTYLE

| | |
|--|---------|
| 2009.....Sloane Burns, St. Gregory..... | 6:06.20 |
| 2008.....Hope Peterson, Pusch Ridge..... | 5:18.82 |
| 2007.....Hope Peterson, Pusch Ridge..... | 5:10.66 |

1A-3A GIRLS 200 MEDLEY RELAY

| | |
|---|---------|
| 2009.....Chandler Valley Christian..... | 1:54.73 |
| 2008.....Tucson Pusch Ridge..... | 1:58.36 |
| 2007.....Phoenix Christian..... | 1:57.27 |

1A-3A GIRLS 400 FREESTYLE RELAY

| | |
|---|---------|
| 2009.....Chandler Valley Christian..... | 3:52.45 |
| 2008.....Tucson Pusch Ridge..... | 3:48.89 |
| 2007.....Phoenix Christian..... | 3:46.90 |

1A-3A GIRLS DIVING

| | |
|---|--------|
| 2009.....Maddie Stern, Phx Country Day..... | 308.45 |
| 2008.....Natalie Swinford, Phx Country Day..... | 252.50 |
| 2007.....Nicole Swinford, Phx Country Day..... | 281.85 |

4A GIRLS 200 FREESTYLE RELAY

| | |
|--|---------|
| 2009.....D1 Tucson Catalina Foothills..... | 1:37.52 |
| 2009.....D2 Scottsdale Arcadia..... | 1:44.90 |
| 2008.....D1 Scottsdale Chaparral..... | 1:38.79 |
| 2008.....D2 Chandler Perry..... | 1:44.37 |
| 2007.....D1 Tucson Catalina Foothills..... | 1:38.99 |
| 2007.....D2 Scottsdale Arcadia..... | 1:42.69 |
| 2006.....D1 Scottsdale Chaparral..... | 1:39.02 |
| 2006.....D2 Cave Creek Cactus Shadows..... | 1:45.01 |
| 2005.....D1 Goodyear Millennium..... | 1:39.19 |
| 2005.....D2 Scottsdale Arcadia..... | 1:41.62 |
| 2004.....Tucson Catalina Foothills..... | 1:39.33 |
| 2003.....Tucson Catalina Foothills..... | 1:37.18 |
| 2002.....Tucson Catalina Foothills..... | 1:37.47 |

| | |
|---|---------|
| 2001.....Tucson Catalina Foothills..... | 1:38.73 |
| 2000.....Tucson Catalina Foothills..... | 1:42.13 |
| 1999.....Tucson Catalina Foothills..... | 1:40.36 |
| 1998.....Tucson Sabino..... | 1:40.04 |
| 1997.....Tucson Sabino..... | 1:41.25 |
| 1996.....Tucson Catalina Foothills..... | 1:42.30 |
| 1995.....Scottsdale Saguaro..... | 1:40.86 |
| 1994.....Scottsdale Arcadia..... | 1:42.67 |
| 1993.....Scottsdale Arcadia..... | 1:42.11 |
| 1992.....Glendale Ironwood..... | 1:42.57 |

4A GIRLS 50 FREESTYLE

| | |
|--|-------|
| 2009.....D1 Brianna Wilford, C. Foothills..... | 23.63 |
| 2009.....D2 Catherine Polito, Mingus..... | 24.44 |
| 2008.....D1 Sarah Denninghoff, Sabino..... | 23.70 |
| 2008.....D2 Catherine Polito, Mingus..... | 24.89 |
| 2007.....D1 Sarah Denninghoff, Sabino..... | 23.40 |
| 2007.....D2 Valerie Parmarter, Mingus..... | 25.28 |
| 2006.....D1 Sarah Denninghoff, Sabino..... | 23.92 |
| 2006.....D2 Jennifer Benson, Scottsdale Chr..... | 25.17 |
| 2005.....D1 Katherine Raatz, Thunderbird..... | 23.13 |
| 2005.....D2 Katherine Pickard, Arcadia..... | 24.54 |
| 2004.....Skye Elbert, Millennium..... | 23.30 |
| 2003.....Skye Elbert, Millennium..... | 23.46 |
| 2002.....Skye Elbert, Millennium..... | 23.67 |
| 2001.....Emily Thompson, Palo Verde..... | 23.91 |
| 2000.....Lacey Nymeyer, Marana Mt. View..... | 24.72 |
| 1999.....Heather Lee, Phx Country Day..... | 24.81 |
| 1998.....Michelle Molina, Chaparral..... | 23.89 |
| 1997.....Emily Mason, Chaparral..... | 24.71 |
| 1996.....Stephanie McCanse, Rincon..... | 24.89 |
| 1995.....Kelly Igoe, Sunnyslope..... | 23.94 |
| 1994.....Kelly Igoe, Sunnyslope..... | 24.24 |
| 1993.....Laura Lloyd, Ironwood..... | 23.72 |
| 1992.....Meg Jeter, Greenway..... | 24.62 |

4A GIRLS 100 FREESTYLE

| | |
|--|-------|
| 2009.....D1 Sarah Denninghoff, Sabino..... | 51.79 |
| 2009.....D2 Catherine Polito, Mingus..... | 52.78 |
| 2008.....D1 Taryn Collura, Sunnyslope..... | 51.60 |
| 2008.....D2 Morgan Palmanteer, Perry..... | 56.26 |
| 2007.....D1 Sarah Denninghoff, Sabino..... | 50.52 |
| 2007.....D2 Lindsey Stevens, Arcadia..... | 52.59 |
| 2006.....D1 Sarah Denninghoff, Sabino..... | 51.96 |
| 2006.....D2 Jennifer Benson, Scottsdale Chr..... | 54.89 |
| 2005.....D1 Skye Ebert, Millennium..... | 51.08 |
| 2005.....D2 Lindsey Stevens, Arcadia..... | 53.72 |
| 2004.....Lauren Cox, Chaparral..... | 50.97 |
| 2003.....Laura Cox, Chaparral..... | 51.93 |
| 2002.....Abbey McIntosh, Rincon..... | 52.15 |
| 2001.....Ashley Tremblay, Arcadia..... | 52.81 |
| 2000.....Michelle Molina, Chaparral..... | 52.19 |
| 1999.....Michelle Molina, Chaparral..... | 51.45 |
| 1998.....Michelle Molina, Chaparral..... | 51.39 |
| 1997.....Elizabeth Igoe, Arcadia..... | 53.73 |
| 1996.....Elizabeth Igoe, Arcadia..... | 53.92 |
| 1995.....Kelly Igoe, Sunnyslope..... | 51.33 |
| 1994.....Kelly Igoe, Sunnyslope..... | 52.35 |
| 1993.....Laura Lloyd, Ironwood..... | 51.80 |
| 1992.....Laura Lloyd, Ironwood..... | 52.37 |

4A GIRLS 100 BUTTERFLY

| | |
|---|-------|
| 2009.....D1 Lauren Baker, Canyon Del Oro..... | 56.68 |
| 2009.....D2 Carter Graves, Arcadia..... | 57.04 |
| 2008.....D1 Leticia Lelli, Chaparral..... | 56.61 |
| 2008.....D2 Carter Graves, Arcadia..... | 56.97 |
| 2007.....D1 Tamara Lelli, Chaparral..... | 55.79 |
| 2007.....D2 Carter Graves, Arcadia..... | 57.69 |
| 2006.....D1 Tamara Lelli, Chaparral..... | 56.91 |
| 2006.....D2 Katherine Pickard, Arcadia..... | 57.12 |

| | |
|---|---------|
| 2005.....D1 Katherine Raatz, Thunderbird..... | 54.28 |
| 2005.....D2 Katherine Pickard, Arcadia..... | 58.13 |
| 2004.....Katherine Raatz, Thunderbird..... | 56.47 |
| 2003.....Katherine Raatz, Thunderbird..... | 55.78 |
| 2002.....Emily Thompson, Palo Verde..... | 55.80 |
| 2001.....Emily Thompson, Palo Verde..... | 56.80 |
| 2000.....Emily Mason, Chaparral..... | 55.88 |
| 1999.....Emily Mason, Chaparral..... | 56.37 |
| 1998.....Emily Mason, Chaparral..... | 57.03 |
| 1997.....Emily Mason, Chaparral..... | 58.02 |
| 1996.....Sarah Radel, Rincon..... | 58.60 |
| 1995.....Brooke George, Saguaro..... | 1:00.23 |
| 1994.....Sarah Ruthenberg, Ironwood..... | 59.46 |
| 1993.....Sarah Ruthenberg, Ironwood..... | 58.19 |
| 1992.....Sarah Ruthenberg, Ironwood..... | 58.63 |

4A GIRLS 100 BACKSTROKE

| | |
|---|---------|
| 2009.....D1 Sarah Denninghoff, Sabino..... | 56.75 |
| 2009.....D2 Carter Graves, Arcadia..... | 59.38 |
| 2008.....D1 Sarah Denninghoff, Sabino..... | 54.54 |
| 2008.....D2 Carter Graves, Arcadia..... | 57.74 |
| 2007.....D1 Stephanie Wells, Sahuaro..... | 55.62 |
| 2007.....D2 Carter Graves, Arcadia..... | 59.40 |
| 2006.....D1 Stephanie Wells, Sahuaro..... | 57.26 |
| 2006.....D2 Carter Graves, Arcadia..... | 1:00.81 |
| 2005.....D1 Skye Ebert, Millennium..... | 56.94 |
| 2005.....D2 Riley Smith, Phoenix Christian..... | 1:01.63 |
| 2004.....Skye Elbert, Millennium..... | 55.63 |
| 2003.....Skye Elbert, Millennium..... | 56.12 |
| 2002.....Skye Elbert, Millennium..... | 55.61 |
| 2001.....Kayln Keller, Arcadia..... | 56.90 |
| 2000.....Eliz Frazee, St. Gregory..... | 59.26 |
| 1999.....Elizabeth McGiffin, Chaparral..... | 1:00.35 |
| 1998.....Kate Rollins, Sabino..... | 57.14 |
| 1997.....Kate Rollins, Sabino..... | 58.78 |
| 1996.....Sarah Radel, Rincon..... | 59.02 |
| 1995.....Paige Francis, Arcadia..... | 56.45 |
| 1994.....Paige Francis, Arcadia..... | 57.65 |
| 1993.....Paige Francis, Arcadia..... | 57.62 |
| 1992.....Paige Francis, Arcadia..... | 1:00.56 |

4A GIRLS 100 BREASTSTROKE

| | |
|---|---------|
| 2009.....D1 LeighAnne Oliver, Sabino..... | 1:05.75 |
| 2009.....D2 Sarah Raber, Mingus..... | 1:08.89 |
| 2008.....D1 Rachel Ripley, McClintock..... | 1:03.61 |
| 2008.....D2 Sarah Raber, Mingus..... | 1:09.69 |
| 2007.....D1 Rachel Ripley, McClintock..... | 1:04.76 |
| 2007.....D2 Lorraine Zannini, Flagstaff..... | 1:08.12 |
| 2006.....D1 Caitlin Leverenz, Sahuaro..... | 1:01.57 |
| 2006.....D2 Lorraine Zannini, Flagstaff..... | 1:10.70 |
| 2005.....D1 Kelly Forrester, Chaparral..... | 1:05.94 |
| 2005.....D2 Vanessa Set, Desert Edge..... | 1:12.66 |
| 2004.....Kelly Forrester, Chaparral..... | 1:07.16 |
| 2003.....Lind Russenberger, Marana..... | 1:04.90 |
| 2002.....Danielle Hildebrandt, Chaparral..... | 1:05.08 |
| 2001.....Brittany Trimberger, Chaparral..... | 1:05.09 |
| 2000.....Lezah Huff, Chaparral..... | 1:07.07 |
| 1999.....Kera Drake, Arcadia..... | 1:05.73 |
| 1998.....Kristi Roach, Sunnyslope..... | 1:05.41 |
| 1997.....Kristi Roach, Sunnyslope..... | 1:04.75 |
| 1996.....Tanis Berras, Centennial..... | 1:05.93 |
| 1995.....Kristi Roach, Thunderbird..... | 1:07.71 |
| 1994.....Mary Percival, Arcadia..... | 1:09.29 |
| 1993.....Mary Percival, Arcadia..... | 1:08.41 |
| 1992.....Amy Hibbersen, Washington..... | 1:11.10 |

4A GIRLS 200 FREESTYLE

| | |
|--|---------|
| 2009.....D1 Karima Chuk, Catalina Foothills..... | 1:53.16 |
| 2009.....D2 Kelsey Cooke, Thunderbird..... | 1:58.48 |
| 2008.....D1 Leticia Lelli, Chaparral..... | 1:51.12 |

| | |
|---|---------|
| 2008.....D2 Carly Stevens, Arcadia..... | 1:57.70 |
| 2007.....D1 Victoria Heron, SD O'Connor..... | 1:52.66 |
| 2007.....D2 Lindsey Stevens, Arcadia..... | 1:52.17 |
| 2006.....D1 Ashley Evans, Pinnacle..... | 1:51.63 |
| 2006.....D2 Lindsey Stevens, Arcadia..... | 1:53.29 |
| 2005.....D1 Joni Zimmerman, Thunderbird..... | 1:51.65 |
| 2005.....D2 Alexandra Clarke, Sunnyslope..... | 1:52.02 |
| 2004.....Alexandra Clarke, Sunnyslope..... | 1:50.82 |
| 2003.....Molly Houlton, Catalina Foothills..... | 1:51.33 |
| 2002.....Abbey McIntosh, Rincon..... | 1:50.90 |
| 2001.....Abbey McIntosh, Rincon..... | 1:53.51 |
| 2000.....Michelle Molina, Chaparral..... | 1:54.46 |
| 1999.....Michelle Molina, Chaparral..... | 1:51.78 |
| 1998.....Kacey Douglas, Arcadia..... | 1:51.92 |
| 1997.....Heather Lee, Phx Country Day..... | 1:53.85 |
| 1996.....Elizabeth Igoe, Arcadia..... | 1:55.68 |
| 1995.....Paige Francis, Arcadia..... | 1:49.80 |
| 1994.....Paige Francis, Arcadia..... | 1:50.83 |
| 1993.....Paige Francis, Arcadia..... | 1:52.87 |
| 1992.....Laura Lloyd, Ironwood..... | 1:54.77 |

4A GIRLS 200 INDIVIDUAL MEDLEY

| | |
|---|---------|
| 2009.....D1 Lauren Baker, Canyon Del Oro..... | 2:07.23 |
| 2009.....D2 Alexis Daswick, Notre Dame..... | 1:10.53 |
| 2008.....D1 Caitlin Leverenz, Sahuaro..... | 1:57.95 |
| 2008.....D2 Alexis Daswick, Notre Dame..... | 2:13.85 |
| 2007.....D1 Sarah Cox, Chaparral..... | 2:05.13 |
| 2007.....D2 Lorraine Zannini, Flagstaff..... | 2:19.07 |
| 2006.....D1 Caitlin Leverenz, Sahuaro..... | 1:59.64 |
| 2006.....D2 Katherine Pickard, Arcadia..... | 2:06.43 |
| 2005.....D1 Danielle Milligan, Pinnacle..... | 2:03.50 |
| 2005.....D2 Riley Smith, Phoenix Christian..... | 2:13.66 |
| 2004.....Danielle Milligan, Pinnacle..... | 2:05.44 |
| 2003.....Molly Houlton, Catalina Foothills..... | 2:05.44 |
| 2002.....Danielle Hildebrandt, Chaparral..... | 2:06.59 |
| 2001.....Kayln Keller, Arcadia..... | 2:05.13 |
| 2000.....Emily Mason, Chaparral..... | 2:03.80 |
| 1999.....Kalyln Keller, Arcadia..... | 2:03.88 |
| 1998.....Emily Mason, Chaparral..... | 2:05.30 |
| 1997.....Kristy Roach, Sunnyslope..... | 2:08.12 |
| 1996.....Tanis Berres, Centennial..... | 2:09.20 |
| 1995.....Beth Katz, Saguaro..... | 2:09.86 |
| 1994.....Bethany Biaett, Westview..... | 2:11.45 |
| 1993.....Sarah Ruthenberg, Ironwood..... | 2:11.58 |
| 1992.....Sarah Ruthenberg, Ironwood..... | 2:11.93 |

4A GIRLS 500 FREESTYLE

| | |
|--|---------|
| 2009.....D1 Kirsten Hocheder, C. Foothills..... | 5:01.36 |
| 2009.....D2 Carly Stevens, Arcadia..... | 5:13.98 |
| 2008.....D1 Caitlin Leverenz, Sahuaro..... | 4:55.95 |
| 2008.....D2 Carly Stevens, Arcadia..... | 5:12.71 |
| 2007.....D1 Karima Chuk, C. Foothills..... | 4:59.44 |
| 2007.....D2 Terry Rinder, Arcadia..... | 5:15.41 |
| 2006.....D1 Ellie Doran, Catalina Foothills..... | 4:48.50 |
| 2006.....D2 Lindsey Stevens, Arcadia..... | 5:00.39 |
| 2005.....D1 Joni Zimmerman, Thunderbird..... | 4:53.64 |
| 2005.....D2 Alexandra Clarke, Sunnyslope..... | 5:01.58 |
| 2004.....Alexandra Clarke, Sunnyslope..... | 4:54.20 |
| 2003.....Joni Zimmerman, Thunderbird..... | 4:58.59 |
| 2002.....Rory Schmidt, Arcadia..... | 4:56.32 |
| 2001.....Rory Schmidt, Arcadia..... | 5:00.68 |
| 2000.....Kelli Barton, Chaparral..... | 5:01.92 |
| 1999.....Kalyln Keller, Arcadia..... | 4:49.60 |
| 1998.....Kelli Burton, Chaparral..... | 5:01.85 |
| 1997.....Julie Osinski, Sahuaro..... | 4:59.32 |
| 1996.....Julie Osinski, Sahuaro..... | 5:01.46 |
| 1995.....Kelsey Keller, Paradise Valley..... | 4:53.88 |
| 1994.....Kelsey Keller, Paradise Valley..... | 4:59.72 |
| 1993.....Stephanie LeFrance, Para. Valley..... | 5:02.77 |
| 1992.....Maren Ewers, Arcadia..... | 5:12.81 |

4A GIRLS 200 MEDLEY RELAY

| | |
|--|---------|
| 2009.....D1 Tucson Sabino | 1:46.56 |
| 2009.....D2 Scottsdale Arcadia..... | 1:55.83 |
| 2008D1 Tucson Sahuaro | 1:47.05 |
| 2008D2 Scottsdale Arcadia | 1:53.48 |
| 2007.....D1 Scottsdale Chaparral | 1:48.33 |
| 2007.....D2 Scottsdale Arcadia..... | 1:58.60 |
| 2006.....D1 Scottsdale Chaparral | 1:48.71 |
| 2006.....D2 Sunnyslope..... | 1:56.63 |
| 2005.....D1 Goodyear Millennium..... | 1:49.27 |
| 2005.....D2 Sunnyslope..... | 1:58.62 |
| 2004.....Scottsdale Chaparral | 1:48.55 |
| 2003.....Sunnyslope..... | 1:49.72 |
| 2002.....Scottsdale Chaparral..... | 1:50.41 |
| 2001.....Scottsdale Arcadia | 1:50.99 |
| 2000Scottsdale Chaparral..... | 1:52.12 |
| 1999Scottsdale Chaparral..... | 1:49.14 |
| 1998Scottsdale Chaparral | 1:50.18 |
| 1997.....Tucson Sabino | 1:52.56 |
| 1996Tucson Rincon..... | 1:52.42 |
| 1995Scottsdale Arcadia..... | 1:52.28 |
| 1994Scottsdale Arcadia..... | 1:51.15 |
| 1993Scottsdale Arcadia..... | 1:55.23 |
| 1992Phoenix Washington..... | 1:55.58 |

4A GIRLS 400 FREESTYLE RELAY

| | |
|---|---------|
| 2009.....D1 Tucson Sabino..... | 3:30.82 |
| 2009.....D2 Scottsdale Arcadia..... | 3:43.25 |
| 2008D1 Scottsdale Chaparral..... | 3:29.78 |
| 2008D2 Scottsdale Arcadia | 3:46.86 |
| 2007.....D1 Scottsdale Chaparral | 3:32.89 |
| 2007.....D2 Scottsdale Arcadia | 3:43.13 |
| 2006.....D1 Tucson Catalina Foothills | 3:30.89 |
| 2006.....D2 Scottsdale Arcadia | 3:39.26 |
| 2005.....D1 Tucson Catalina Foothills..... | 3:31.25 |
| 2005.....D2 Scottsdale Arcadia..... | 3:40.47 |
| 2004.....Scottsdale Chaparral | 3:34.33 |
| 2003.....Tucson Catalina Foothills | 3:32.20 |
| 2002.....Tucson Catalina Foothills..... | 3:31.47 |
| 2001Scottsdale Arcadia | 3:32.40 |
| 2000Scottsdale Chaparral | 3:37.13 |
| 1999Scottsdale Chaparral | 3:31.29 |
| 1998Scottsdale Arcadia | 3:34.62 |
| 1997.....Scottsdale Arcadia | 3:39.04 |
| 1996Scottsdale Arcadia | 3:40.97 |
| 1995Scottsdale Arcadia | 3:36.97 |
| 1994Scottsdale Arcadia | 3:39.52 |
| 1993Scottsdale Arcadia | 3:38.41 |
| 1992Scottsdale Arcadia | 3:42.37 |

4A GIRLS DIVING

| | |
|---|--------|
| 2009.....D1 Izzy Diamond, C. Foothills | 361.20 |
| 2009.....D2 Katie Dallmann, Cactus | 354.05 |
| 2008D1 Roya Asin, Chaparral | 365.05 |
| 2008D2 Chelea Kelly, Arcadia | 409.05 |
| 2007.....D1 Shelby Cullinan, Chaparral | 454.60 |
| 2007.....D2 D'Arcy Schmidt, Arcadia..... | 446.55 |
| 2006.....D1 Shelby Cullinan, Chaparral | 466.85 |
| 2006.....D2 D'Arcy Schmidt, Arcadia..... | 436.35 |
| 2005.....D1 Abby Zepeda, Pinnacle | 448.95 |
| 2005.....D2 D'Arcy Schmidt, Arcadia..... | 426.20 |
| 2004.....D'Arcy Schmidt, Arcadia | 413.90 |
| 2003.....Allison Scaife, Cactus | 372.85 |
| 2002.....Shaina Meland, Chaparral..... | 442.20 |
| 2001Michaela Skloven, Phx Ctry Day..... | 420.65 |
| 2000Cuffy Hulse, Centennial..... | 457.05 |
| 1999Cuffy Hulse, Centennial..... | 407.95 |
| 1998Michaela Skloven, Phx Ctry Day | 357.55 |
| 1997.....Cuffy Hulse, Centennial | 437.75 |
| 1996Lindsay Miller, Saguaro..... | 432.65 |

| | |
|---|--------|
| 1995Lindsay Miller, Saguaro | 478.75 |
| 1994Andrea Glass, Corona del Sol | 444.10 |
| 1993Andrea Glass, Coronado..... | 358.95 |
| 1992Katrina Pfeuffer, Sahuaro..... | |

5A GIRLS 200 FREESTYLE RELAY

| | |
|---|---------|
| 2009.....D1 Phoenix Xavier..... | 1:38.14 |
| 2009.....D2 Scottsdale Chaparral | 1:38.93 |
| 2008D1 Mesa Mountain View..... | 1:38.53 |
| 2008D2 Phoenix Pinnacle | 1:44.99 |
| 2007.....D1 Phoenix Xavier | 1:38.19 |
| 2007.....D2 Phoenix Pinnacle | 1:41.43 |
| 2006....D1 Mesa Mountain View..... | 1:35.50 |
| 2006....D2 Scottsdale Desert Mountain | 1:42.80 |
| 2005....D1 Phoenix Xavier..... | 1:37.24 |
| 2005....D2 Scottsdale Desert Mountain..... | 1:42.99 |
| 2004....Phoenix Xavier | 1:36.29 |
| 2003....Phoenix Xavier..... | 1:38.03 |
| 2002....Phoenix Xavier | 1:39.57 |
| 2001Phoenix Shadow Mountain | 1:39.35 |
| 2000Tempe Corona del Sol | 1:38.45 |
| 1999Tucson Sabino | 1:38.70 |
| 1998Tempe Corona del Sol | 1:39.50 |
| 1997.....Mesa Dobson | 1:37.71 |
| 1996Tucson Salpointe..... | 1:36.47 |
| 1995Phoenix Xavier | 1:36.60 |
| 1994Phoenix Xavier..... | 1:36.13 |
| 1993Phoenix Xavier | 1:35.26 |
| 1992Phoenix Xavier | 1:40.44 |

5A GIRLS 50 FREESTYLE

| | |
|--|-------|
| 2009.....D1 Katie Olsen, Desert Vista | 23.45 |
| 2009.....D2 Tess Simpson, Centennial | 24.21 |
| 2008D1 Haley Krakoski, Xavier | 23.05 |
| 2008D2 Katelyn Weddle, Kofa | 24.79 |
| 2007.....D1 Haley Krakoski, Xavier | 23.37 |
| 2007.....D2 Skylar Wilson, Ironwood..... | 25.13 |
| 2006....D1 Aleesha Miller, Mesa Mt. View | 22.93 |
| 2006....D2 Skylar Wilson, Ironwood..... | 25.18 |
| 2005....D1 Emma Darlington, Salpointe | 23.05 |
| 2005....D2 Chelsea Lopus, Desert Mt..... | 24.39 |
| 2004....Jessica Davis, Westwood | 23.35 |
| 2003....Lacey Nymeyer, Marana Mt. View | 23.25 |
| 2002....Corie Collins, Dobson | 24.20 |
| 2001Cait Connealy, North Canyon | 23.03 |
| 2000Meghan DeVinney, Westview..... | 23.94 |
| 1999Cait Connealy, North Canyon | 24.08 |
| 1998Sharisse Blau, Red Mountain..... | 23.50 |
| 1997....Michele Riggins, Deer Valley..... | 23.23 |
| 1996Sharisse Blau, Red Mountain | 23.63 |
| 1995Colleen Lanne, Salpointe..... | 23.88 |
| 1994Colleen Lanne, Salpointe..... | 23.55 |
| 1993Jill Jenkins, Saguaro | 23.23 |
| 1992Liesl Pimentel, Xavier | 23.77 |

5A GIRLS 100 FREESTYLE

| | |
|--|-------|
| 2009.....D1 Haley Krakoski, Xavier..... | 50.47 |
| 2009.....D2 Lindsey LaPorte, Pinnacle | 51.69 |
| 2008D1 Haley Krakoski, Xavier | 49.64 |
| 2008D2 Lindsey LaPorte, Pinnacle..... | 51.28 |
| 2007.....D1 Tracye Swartz, Dobson | 49.50 |
| 2007.....D2 Paige LaPorte, Pinnacle | 54.49 |
| 2006....D1 Aleesha Miller, Mesa Mt. View | 50.30 |
| 2006....D2 Skylar Wilson, Ironwood..... | 54.86 |
| 2005....D1 Emma Darlington, Salpointe | 50.73 |
| 2005....D2 Whitney Lopus, Desert Mt | 52.14 |
| 2004....Aleesha Miller, Mesa Mt. View | 51.53 |
| 2003....Lacey Nymeyer, Marana Mt. View..... | 51.05 |
| 2002....Lacey Nymeyer, Marana Mt. View..... | 50.63 |
| 2001Lacey Nymeyer, Marana Mt. View | 50.92 |

| | |
|--|-------|
| 2000Cait Connealy, North Canyon..... | 51.55 |
| 1999Megan Devinney, Westview | 52.05 |
| 1998Amy Osbac, Shadow Mountain | 52.09 |
| 1997.....Michele Riggins, Deer Valley..... | 50.64 |
| 1996Sarah Tolar, Dobson..... | 50.49 |
| 1995Emily Mastin, Xavier | 49.72 |
| 1994Emily Mastin, Xavier..... | 51.25 |
| 1993Liesl Pimentel, Xavier | 52.08 |
| 1992Liesl Pimentel, Xavier | 52.15 |

5A GIRLS 100 BUTTERFLY

| | |
|---|-------|
| 2009.....D1 Talie Anchustegui, Xavier..... | 55.36 |
| 2009....D2 Malia Johnson, Chaparral | 56.38 |
| 2008D1 Ellie Johnson, Mountain Ridge | 55.89 |
| 2008D2 Kacey Milligan, Pinnacle | 57.17 |
| 2007....D1 Whitney Lopus, Desert Mountain..... | 53.18 |
| 2007....D2 Erin DeVinney, Westview | 58.16 |
| 2006....D1 Mychala Lynch, Xavier..... | 56.34 |
| 2006....D2 Whitney Lopus, Desert Mt | 56.90 |
| 2005....D1 Erin Campbell, Corona del Sol | 56.16 |
| 2005....D2 Joanna Weinstein, Desert Mt..... | 57.50 |
| 2004....Tiffany Elias, Xavier | 56.45 |
| 2003....Laura Mozdzen, Chandler..... | 54.42 |
| 2002....Cait Connealy, North Canyon | 54.82 |
| 2001Cait Connealy, North Canyon | 54.78 |
| 2000Amy Wagner, Mountain Pointe | 55.85 |
| 1999Jana Krohn, Shadow Mountain | 54.78 |
| 1998Jana Krohn, Shadow Mountain..... | 54.90 |
| 1997.....Emily Mastin, Dobson..... | 54.97 |
| 1996Misty Hyman, Shadow Mountain..... | 52.41 |
| 1995Misty Hyman, Shadow Mountain..... | 53.49 |
| 1994Misty Hyman, Shadow Mountain | 54.23 |
| 1993Misty Hyman, Shadow Mountain | 56.23 |
| 1992Jill Jenkins, Saguaro..... | 57.65 |

5A GIRLS 100 BACKSTROKE

| | |
|---|---------|
| 2009.....D1 Talie Anchustegui, Xavier..... | 56.60 |
| 2009....D2 Ashley Brewer, Chaparral..... | 56.87 |
| 2008D1 Tracye Swartz, Dobson | 54.99 |
| 2008D2 Lindsey LaPorte, Pinnacle | 55.91 |
| 2007.....D1 Tracye Swartz, Dobson..... | 55.16 |
| 2007....D2 Lindsey LaPorte, Pinnacle..... | 58.43 |
| 2006....D1 Kelsy Diener, Red Mountain | 57.24 |
| 2006....D2 Torrey Loper, Desert Mt | 1:01.43 |
| 2005....D1 Kelsy Diener, Red Mountain | 57.64 |
| 2005....D2 Chelsea Lopus, Desert Mt..... | 58.11 |
| 2004....Nicole Lynch, Xavier..... | 58.34 |
| 2003....Lisa Marchi, Xavier..... | 59.46 |
| 2002....Nadia Staubitz, Red Mountain | 56.61 |
| 2001Kara Morelli, Horizon | 56.09 |
| 2000Amy Wagner, Mountain Pointe | 55.50 |
| 1999Amy Wagner, Mountain Pointe | 56.22 |
| 1998Sharisse Blau, Red Mountain | 57.71 |
| 1997.....Sharisse Blau, Red Mountain | 57.54 |
| 1996Misty Hyman, Shadow Mountain..... | 53.68 |
| 1995Misty Hyman, Shadow Mountain..... | 55.02 |
| 1994Anne Novotny, Xavier..... | 57.38 |
| 1993Jill Jenkins, Saguaro | 55.65 |
| 1992Gwynette Vath, Rincon..... | 58.03 |

5A GIRLS 100 BREASTSTROKE

| | |
|---|---------|
| 2009.....D1 Katie Olsen, Desert Vista | 1:00.68 |
| 2009....D2 Erica Stock, Deer Valley | 1:03.89 |
| 2008D1 Katie Olsen, Desert Vista | 1:02.11 |
| 2008D2 Katelyn Weddle, Kofa | 1:02.84 |
| 2007.....D1 Christine Olson, Mesquite | 1:02.42 |
| 2007....D2 Katelyn Weddle, Kofa | 1:03.43 |
| 2006....D1 Christine Olson, Mesquite..... | 1:02.91 |
| 2006....D2 Emily Barton, Desert Mountain..... | 1:04.81 |
| 2005....D1 Christine Olson, Mesquite | 1:02.82 |

| |
|---|
| 2005.....D2 Emily Barton, Desert Mountain ..1:05.38 |
| 2004.....Samantha Maxwell, Corona1:04.54 |
| 2003.....Courtney Haney, Mesa Mt. View1:06.22 |
| 2002.....Carissa Thomasson, Desert Vista1:07.21 |
| 2001.....Carissa Thomasson, Desert Vista ...1:05.46 |
| 2000.....Kristen Gilbert, Xavier1:03.95 |
| 1999.....Alexandra Baldree, Xavier1:05.77 |
| 1998.....Melody Staybitz, Red Mountain1:06.33 |
| 1997.....Erica Korb, Xavier1:03.93 |
| 1996.....Emily Mastin, Dobson1:03.09 |
| 1995.....Erica Korb, Xavier1:04.69 |
| 1994.....Erica Korb, Xavier1:04.55 |
| 1993.....Emily Short, Xavier1:03.96 |
| 1992.....Emily Short, Xavier1:03.94 |

5A GIRLS 200 FREESTYLE

| |
|--|
| 2009.....D1 Kat Simonovic, Mesa Mt. View ..1:49.70 |
| 2009.....D2 Ashley Evans, Pinnacle.....1:49.23 |
| 2008.....D1 Ally Loper, Desert Mountain1:51.54 |
| 2008.....D2 Ashley Evans, Pinnacle1:49.07 |
| 2007.....D1 Whitney Lopus, Desert Mt.1:47.39 |
| 2007.....D2 Ashley Evans, Pinnacle1:48.13 |
| 2006.....D1 Nicole McAndrew, Desert Vista ..1:50.74 |
| 2006.....D2 Whitney Lopus, Desert Mt1:49.70 |
| 2005.....D1 Tiffany Elias, Xavier1:50.96 |
| 2005.....D2 Whitney Lopus, Desert Mt1:50.72 |
| 2004.....Whitney Lopus, Desert Mountain ...1:50.56 |
| 2003.....Nicole Swaney, North Canyon1:52.65 |
| 2002.....Cait Coneally, North Canyon.....1:47.06 |
| 2001.....Ashley Chandler, Chandler1:49.29 |
| 2000.....Lindsay Palbykin, Phx Ctry Day1:52.50 |
| 1999.....Jana Krohn, Shadow Mountain.....1:49.46 |
| 1998.....Amy Osbach, Shadow Mountain.....1:52.41 |
| 1997.....Sarah Tolar, Dobson1:47.73 |
| 1996.....Sarah Tolar, Dobson1:48.31 |
| 1995.....Sarah Tolar, Dobson.....1:48.36 |
| 1994.....Angie Diez, Xavier.....1:52.17 |
| 1993.....Angie Diez, Xavier1:50.86 |
| 1992.....Lisa Lademan, Xavier.....1:55.32 |

5A GIRLS 200 INDIVIDUAL MEDLEY

| |
|---|
| 2009.....D1 Sara Jurek, Chandler2:06.89 |
| 2009.....D2 Erica Stock, Deer Valley2:05.55 |
| 2008.....D1 Christine Olson, Mesquite2:03.06 |
| 2008.....D2 Erica Stock, Deer Valley2:06.39 |
| 2007.....D1 Christine Olson, Mesquite2:01.87 |
| 2007.....D2 Annika Jonsson, Horizon.....2:06.29 |
| 2006.....D1 Christine Olson, Mesquite.....2:03.73 |
| 2006.....D2 Emily Barton, Desert Mt2:04.14 |
| 2005.....D1 Christina Olson, Mesquite.....2:03.67 |
| 2005.....D2 Emily Barton, Desert Mt2:05.85 |
| 2004.....Emily Barton, Desert Mountain2:07.32 |
| 2003.....Cydney Siggins, Xavier2:06.55 |
| 2002.....Ann Barton, Desert Mountain.....2:05.28 |
| 2001.....Kara Morelli, Horiozn2:05.02 |
| 2000.....Ashley Chandler, Chandler2:04.80 |
| 1999.....Alexandra Baldree, Xavier2:06.19 |
| 1998.....Maria Hall, Xavier2:08.08 |
| 1997.....Emily Mastin, Dobson2:00.54 |
| 1996.....Emily Mastin, Dobson2:01.72 |
| 1995.....Emily Mastin, Xavier1:59.82 |
| 1994.....Emily Mastin, Xavier2:00.93 |
| 1993.....Megan Lincoln, Xavier.....2:03.33 |
| 1992.....Emily Short, Xavier.....2:08.25 |

5A GIRLS 500 FREESTYLE

| |
|--|
| 2009.....D1 Emily Christensen, Mt. View4:58.61 |
| 2009.....D2 Ashley Evans, Pinnacle.....4:49.59 |
| 2008.....D1 Ally Loper, Desert Mountain4:59.75 |
| 2008.....D2 Ashley Evans, Pinnacle4:51.71 |

| |
|--|
| 2007.....D1 Angela Duckworth, Desert Mt4:54.15 |
| 2007.....D2 Ashley Evans, Pinnacle.....4:42.61 |
| 2006.....D1 Nicole McAndrew, D. Vista.....4:53.96 |
| 2006.....D2 Angela Duckworth, Desert Mt ...4:59.06 |
| 2005.....D1 Nicole McAndrew, Desert Vista ..4:58.19 |
| 2005.....D2 Angela Duckworth, Desert Mt. ...4:54.37 |
| 2004.....Angela Duckworth, Desert Mt.....4:57.67 |
| 2003.....Tiffany Elias, Xavier5:00.64 |
| 2002.....Melissa Johnson, Shadow Mt.....4:55.11 |
| 2001.....Ashley Chandler, Chandler4:45.16 |
| 2000.....Ashley Chandler, Chandler4:50.12 |
| 1999.....Ashley Chandler, Chandler4:52.76 |
| 1998.....Jana Krohn, Shadow Mountain.....4:55.16 |
| 1997.....Sarah Tolar, Dobson4:55.67 |
| 1996.....Jordon Kohl, Xavier4:59.93 |
| 1995.....Sarah Tolar, Dobson.....4:52.77 |
| 1994.....Jaclyn Slingerland, Saguaro5:00.19 |
| 1993.....Christina Tompkins, Mesa5:06.81 |
| 1992.....Stephanie LaFrance, Para. Valley....5:05.81 |

5A GIRLS 200 MEDLEY RELAY

| |
|---|
| 2009.....D1 Mesa Mt. View1:45.24 |
| 2009.....D2 Scottsdale Chaparral1:48.57 |
| 2008.....D1 Tempe Desert Vista1:51.08 |
| 2008.....D2 Phoenix Pinnacle1:50.99 |
| 2007.....D1 Phoenix Xavier1:45.67 |
| 2007.....D2 Phoenix Pinnacle1:52.81 |
| 2006.....D1 Phoenix Xavier1:45.30 |
| 2006.....D2 Scottsdale Desert Mountain1:50.40 |
| 2005.....D1 Phoenix Xavier1:44.98 |
| 2005.....D2 Scottsdale Desert Mountain.....1:48.34 |
| 2004.....Phoenix Xavier1:46.30 |
| 2003.....Phoenix Xavier.....1:49.09 |
| 2002.....Phoenix Xavier1:50.22 |
| 2001.....Mesa Red Mountain.....1:51.49 |
| 2000.....Phoenix Xavier1:54.47 |
| 1999.....Tempe Mountain Pointe.....1:50.39 |
| 1998.....Phoenix Shadow Mountain.....1:49.01 |
| 1997.....Phoenix Xavier.....1:49.05 |
| 1996.....Phoenix Shadow Mountain.....1:45.18 |
| 1995.....Phoenix Xavier1:45.26 |
| 1994.....Phoenix Xavier1:47.54 |
| 1993.....Phoenix Xavier.....1:45.50 |
| 1992.....Phoenix Xavier1:47.69 |

5A GIRLS 400 FREESTYLE RELAY

| |
|---|
| 2009.....D1 Phoenix Xavier3:28.82 |
| 2009.....D2 Scottsdale Chaparral3:29.25 |
| 2008.....D1 Phoenix Xavier3:29.85 |
| 2008.....D2 Phoenix Pinnacle.....3:31.28 |
| 2007.....D1 Scottsdale Desert Mountain3:27.63 |
| 2007.....D2 Phoenix Pinnacle3:33.78 |
| 2006.....D1 Phoenix Xavier3:29.83 |
| 2006.....D2 Scottsdale Desert Mountain.....3:31.33 |
| 2005.....D1 Phoenix Xavier3:31.63 |
| 2005.....D2 Scottsdale Desert Mountain3:32.83 |
| 2004.....Phoenix Xavier.....3:28.73 |
| 2003.....Phoenix Xavier3:31.56 |
| 2002.....Phoenix Xavier3:36.58 |
| 2001.....Phoenix North Canyon3:33.14 |
| 2000.....Tempe Corona del Sol.....3:31.78 |
| 1999.....Phoenix Shadow Mountain3:31.86 |
| 1998.....Phoenix Shadow Mountain3:34.89 |
| 1997.....Mesa Dobson3:33.02 |
| 1996.....Phoenix Shadow Mountain3:29.99 |
| 1995.....Tucson Salpointe.....3:33.54 |
| 1994.....Phoenix Xavier3:39.04 |
| 1993.....Phoenix Xavier3:35.31 |
| 1992.....Phoenix Xavier.....3:33.78 |

5A GIRLS DIVING

| |
|--|
| 2009.....D1 Megan Harper, Xavier413.90 |
| 2009.....D2 Kaitlyn McLeod, Rincon.....311.50 |
| 2008.....D1 Mikenna Cloward, Mt. View.....441.55 |
| 2008.....D2 Kaitlyn McLeod, Rincon.....337.95 |
| 2007.....D1 Mikenna Cloward, Mt. View.....442.90 |
| 2007.....D2 Whitney Morgan, Sunrise Mt367.50 |
| 2006.....D1 Marissa Johnson, Xavier403.70 |
| 2006.....D2 Amber Weinberger, Ironwood358.55 |
| 2005.....D1 Tawni Jones, Mesa Mt. View481.25 |
| 2005.....D2 Ciara Rinado, North363.90 |
| 2004.....Mandi Arak, Desert Mountain404.70 |
| 2003.....Tawni Jones, Mesa Mt. View422.80 |
| 2002.....Rachel Gitelson, Ironwood421.95 |
| 2001.....Emily Eisenhower, Horizon405.00 |
| 2000.....Paige Thompson, Mt. Pointe446.00 |
| 1999.....Natalie Serrine, Mesa Mt. View.....395.30 |
| 1998.....Bobbie Wallace, North Canyon395.95 |
| 1997.....Anna Deem, Horizon425.85 |
| 1996.....Lindsay Berryman, Horizon.....443.05 |
| 1995.....Lindsay Berryman, Horizon.....462.00 |
| 1994.....Jenny Rogers, Mesa Mt. View432.35 |
| 1993.....Jenny Rogers, Mesa Mt. View451.80 |
| 1992.....Melanie Mabry, Mesa Mt. View.....400.60 |



HYDRA PRO

THE OPTIMAL HYDRATION AND PERFORMANCE FORMULA for today's active athlete and endurance enthusiast

Many of the sports drinks available today are made with old technology. Their formulas have not changed over the years consisting mostly of sugar, water and a few minerals.

• Hydra Pro® is not your typical "sport-ade."

Using the advancements in today's sports nutrition science, Hydra Pro® was formulated to be the perfect fuel for today's athlete.

We select the best ingredients on the market in precise ratios, using a blend of carbohydrates, vitamins and minerals that play a key role in hydration and endurance.

| | HYDRA PRO® | Leading Sports Drinks |
|---|------------|-----------------------|
| Sugar | 3 grams | 20 grams |
| Carb Blend | ✓ | ✗ |
| Full Spectrum of 12 Essential Vitamins & Minerals | ✓ | ✗ |
| No Artificial Colors | ✓ | ✗ |

Comparison chart created on 8/22/13



- Maximum Hydration • Performance & Endurance
- 100% Stimulant-free • Low Sugar
- Completely FREE of any banned substances and safe for athletes

45 locations to serve you!
call 800-266-2323 or hihealth.com



over 40 years **hi-health** living healthy since 1972
Exclusively at



**HAROLD
SLEMMER, Ed.D.**
EXECUTIVE DIRECTOR



**CHARLES
SCHMIDT, CAA**
ASSOCIATE
EXECUTIVE DIRECTOR



**BRIAN
BOLITHO**
DIRECTOR OF
BUSINESS MEDIA



**DENISE
DOSER**
DIRECTOR OF
ACCOUNTING



**MICHELE
STAPLES**
PROJECTS/OPERATIONS
ADMINISTRATOR



**RON
HALBACH**
TOURNAMENT
COORDINATOR



**JEANIE
KOSOWER**
ASST. COMMISSIONER
OF OFFICIALS



**CHRISTIE
MESSNER**
OFFICIALS
COORDINATOR



**LORIE
TRANTER**
EXECUTIVE
ASSISTANT



**DEAN
VISSER**
TOURNAMENT
COORDINATOR



**GARY
WHELCHER**
STATE COMMISSIONER
OF OFFICIALS



**DAVID
HINES**
TOURNAMENT
COORDINATOR



**JASON
URASKY**
SENIOR
DEVELOPER



**ROBYN
BINGHAM**
OFFICIALS
COORDINATOR



**TAYLER
LEVI**
FRONT OFFICE
ASSISTANT



**PAM
ECKERT**
ACCOUNTING DEPT.
ASSISTANT



**MARIA
FERRELL**
ACCOUNTING DEPT.
ASSISTANT

By Don Ketchum
AIA365

Steven Hayes doesn't really analyze what makes him successful as a diver for Buckeye Verrado High.

All he knows is that he enjoys it, and that's the main thing.

The sophomore is in only his first year on the board, but it seems like longer, said Denise Stewart, coach of the school's boys and girls teams.

"It's amazing how he has caught on so quickly," Stewart said.

Hayes swam in the sprint events (50 and 100 freestyle) and the medley relays and generally did well as a freshman, but there seemed to be something missing.

"He was not really looking happy," Stewart said.

Hayes had noticed the divers practicing nearby at an area YMCA pool, and asked Stewart, "What if I tried diving?"

"He just fell in love with it," Stewart said.

"I had started swimming, but for some reason, I liked diving better. I've had good coaching, I guess," he said.

He had not tried it before. Asked if he was nervous trying it for the first time, he said, "Just a little."

Hayes is the school's only male diver, and he is the first diver in school history to qualify for the Division II state meet. The state meet will take place Nov. 8-9 at the Skyline Aquatic Center in east Mesa.

Learning new dives can be energizing and full of uncertainty at the same time.

He wants to become the best all-around diver possible and knows everything continues to be a work in progress.

"I haven't really done it enough to say I have a best dive yet," he said.

Stewart said he still is available to compete in swimming events if needed.

Academics are important to Hayes, who gets all As and Bs. He has no favorite subject.

"He has done really well with academics," Stewart said. "A lot of times he will bring his homework to practice and when there is a break, he will go up in the bleachers and work on it. Some athletes, you are worried about them studying, but with him, you don't need to worry."

The 5-foot-3, 110-pound Hayes usually practices two to three hours a day, about six days a week.

He hopes to continue to dive at Verrado the next two years and continue to improve.

It appears that he made the right move.



XAVIER COLLEGE PREPARATORY
ROMAN CATHOLIC HIGH SCHOOL

GO GATORS!
TAKE STATE
SWIMMING & DIVING!


2012-2013 WINNERS OF 6 GIRLS'
DIVISION 1 STATE CHAMPIONSHIPS
AND 3 DIVISION 1 STATE RUNNERS-UP

women of faith
pursuing excellence

www.xcp.org 602.277.3772



2013 ARENA BOWL CHAMPS



2014 SEASON TICKETS

ON SALE NOW 480.985.3292


AZRATTLERS.COM

LIKE US ON FACEBOOK FOR A CHANCE TO WIN RATTLERS GEAR



SMART PLANS WITH OPTIONS...

NOW THAT'S A WINNING COMBO.



Farmers has been active in the community for decades through our programs that support education, safety and civic participation.

Our agents understand how to plan for life's big plays. We know it takes preparation and good protection to come through when the game is on the line. Call 888-96-FARMERS today, and get to know a Farmers agent for Auto, Home, Life and Business.

***Farmers is proud to partner with the
Arizona Interscholastic Association.***



Arizona State Swimming & Diving Championships

November 8-9, 2013

Meet Program - Division I Prelims Boys

#102 Boys 200 Yard Medley Relay

AZ. State: 1:32.33 2009 Brophy Prep
 Facility: 1:33.75 2011 Mountain View
 1:34.51 AA-A All-American Auto.
 1:36.18 AA-C All-American Consid.

| Lane | Team | Relay | Seed Time |
|------|------|-------|-----------|
|------|------|-------|-----------|

Heat 1 of 3 Prelims

| | | | |
|---|------|---|---------|
| 1 | MARC | A | 1:46.08 |
| 2 | IRHS | A | 1:44.35 |
| 3 | BASH | A | 1:42.20 |
| 4 | BPHS | A | 1:39.21 |
| 5 | MESA | A | 1:41.11 |
| 6 | HORI | A | 1:43.80 |
| 7 | MESQ | A | 1:45.43 |
| 8 | DMHS | A | 1:46.73 |

Heat 2 of 3 Prelims

| | | | |
|---|------|---|---------|
| 1 | PINN | A | 1:45.87 |
| 2 | SUNN | A | 1:44.05 |
| 3 | REDM | A | 1:41.64 |
| 4 | MVME | A | 1:37.80 |
| 5 | MPHS | A | 1:40.57 |
| 6 | RINC | A | 1:43.48 |
| 7 | ARCA | A | 1:44.75 |
| 8 | MRHS | A | 1:46.57 |

Heat 3 of 3 Prelims

| | | | |
|---|------|---|---------|
| 1 | HIGH | A | 1:45.49 |
| 2 | DOBS | A | 1:43.85 |
| 3 | HAMI | A | 1:41.63 |
| 4 | CHAP | A | 1:36.22 |
| 5 | DVHS | A | 1:39.42 |
| 6 | PERR | A | 1:42.43 |
| 7 | CSHS | A | 1:44.38 |
| 8 | BOUL | A | 1:46.54 |

Alternates

| | | | |
|---|------------------|---|---------|
| 1 | McClintock High | A | 1:47.52 |
| 2 | Corona del Sol H | A | 1:47.54 |

#104 Boys 200 Yard Freestyle

AZ. State: 1:36.33 2010 Tyler Messerschmidt
 Facility: 1:39.60 2011 Webb, Chris
 1:39.35 AA-A All-American Auto.
 1:41.14 AA-C All-American Consid.

| Lane Name | Yr | School | Seed Time |
|-----------|----|--------|-----------|
|-----------|----|--------|-----------|

Heat 1 of 4 Prelims

| | | | | |
|---|--------------------|----|------|---------|
| 1 | Gall, Kobe | 09 | CSHS | 1:50.45 |
| 2 | Christy, Brock | 11 | BPHS | 1:50.04 |
| 3 | Mitchell, Nicholas | 12 | RINC | 1:50.00 |
| 4 | Dennis, Tyler | 10 | DVHS | 1:49.72 |
| 5 | Blodgett, Erik | 12 | MVME | 1:49.77 |
| 6 | Apel, Aaron | 09 | PINN | 1:50.02 |
| 7 | Burchi, Bryce | 12 | MPHS | 1:50.08 |
| 8 | Damis, Chase | 12 | CHAN | 1:50.89 |

Heat 2 of 4 Prelims

| | | | | |
|---|------------------|----|------|---------|
| 1 | Morton, Sam | 12 | PERR | 1:49.43 |
| 2 | Perrine, Jake | 10 | PERR | 1:48.24 |
| 3 | Britt, Carson | 12 | RINC | 1:47.45 |
| 4 | Hojnacki, Hunter | 12 | HAMI | 1:45.13 |
| 5 | Ottman, Thomas | 11 | BPHS | 1:45.94 |
| 6 | Greene, Parker | 12 | CHAP | 1:47.72 |
| 7 | Bowers, Grant | 11 | DVHS | 1:48.86 |
| 8 | Hill, Michael | 11 | GILB | 1:49.70 |

Heat 3 of 4 Prelims

| | | | | |
|---|-------------------|----|------|---------|
| 1 | Harkins, Nichola | 11 | BASH | 1:49.24 |
| 2 | Huston, Nick | 12 | REDM | 1:48.18 |
| 3 | Williams, Isaiah | 11 | BPHS | 1:46.20 |
| 4 | Ewoltdt, Kyle | 11 | HIGH | 1:44.38 |
| 5 | McDonnell, Ross | 12 | REDM | 1:45.58 |
| 6 | Orr, Erik | 09 | RINC | 1:47.56 |
| 7 | Palivathahal, Col | | BPHS | 1:48.60 |
| 8 | Stump, Isaac | 09 | IRHS | 1:49.66 |

Heat 4 of 4 Prelims

| | | | | |
|---|------------------|----|------|---------|
| 1 | Klein, Charles | 11 | PINN | 1:49.02 |
| 2 | Downing, Ryan | 10 | CHAP | 1:48.07 |
| 3 | Huerta, Adriel | 11 | BASH | 1:46.10 |
| 4 | Magana, Nichola | 12 | DMHS | 1:43.35 |
| 5 | Benz, Dietrich | 11 | DVHS | 1:45.46 |
| 6 | Olszewski, Ben | 10 | HORI | 1:47.46 |
| 7 | Eynon, Jacob | 11 | HORI | 1:48.57 |
| 8 | Posniack, Zachar | 12 | HAMI | 1:49.51 |

Alternates

| | | | | |
|---|------------------|----|------|---------|
| 1 | Rowe, Taylor | 11 | CHAP | 1:51.40 |
| 2 | Farella, Michael | 11 | BOUL | 1:51.71 |

#106 Boys 200 Yard IM

AZ. State: 1:49.41 2001 Dave Rollins/Alex Lendri
 Facility: 1:51.94 2012 White, Michael
 1:51.12 AA-A All-American Auto.
 1:53.19 AA-C All-American Consid.

| Lane Name | Yr | School | Seed Time |
|-----------|----|--------|-----------|
|-----------|----|--------|-----------|

Heat 1 of 4 Prelims

| | | | | |
|---|-----------------|----|------|---------|
| 1 | Fromm, Phillip | 10 | BPHS | 2:07.91 |
| 2 | Smith, Colin | 11 | MPHS | 2:07.35 |
| 3 | McCoy, Kyle | 10 | BPHS | 2:07.01 |
| 4 | Ross, Adam | 12 | SUNN | 2:05.41 |
| 5 | Smok, Bryan | 12 | MILL | 2:06.12 |
| 6 | Underwood, Jon | 11 | PERR | 2:07.34 |
| 7 | Yakobchuk, Vlac | 11 | MVME | 2:07.87 |
| 8 | Walsh, Adam | 12 | RINC | 2:08.22 |

Heat 2 of 4 Prelims

| | | | | |
|---|------------------|----|------|---------|
| 1 | Moreno, Jared | 10 | MVME | 2:04.52 |
| 2 | Starmer, Jackson | 11 | HORI | 2:02.84 |
| 3 | Martinez, Alex | 11 | BASH | 2:00.44 |
| 4 | Blair, Ryan | 12 | DMHS | 1:58.46 |
| 5 | Dang, Ty | 10 | HAMI | 1:59.16 |
| 6 | Quon, Nicholas | | CDSH | 2:02.59 |
| 7 | Kelly, Connor | 12 | BPHS | 2:03.13 |
| 8 | Heidenreich, Car | 09 | HORI | 2:05.36 |

Heat 3 of 4 Prelims

| | | | | |
|---|-----------------|----|------|---------|
| 1 | Clark, Cameron | 12 | HIGH | 2:03.55 |
| 2 | Bagnall, Connor | 12 | DVHS | 2:02.84 |
| 3 | Hendricks, Kyle | 11 | MVME | 1:59.66 |
| 4 | Anderson, Matt | 11 | ARCA | 1:57.13 |
| 5 | Gould, Kaleb | 10 | HORI | 1:59.09 |
| 6 | Wickens, Maxwe | 10 | REDM | 2:01.60 |
| 7 | Vedder, Joshua | 09 | DVHS | 2:03.10 |
| 8 | Rubie, Dakota | 09 | BOUL | 2:04.96 |

Heat 4 of 4 Prelims

| | | | | |
|---|------------------|----|------|---------|
| 1 | Watmore, Trey | 12 | BOUL | 2:03.34 |
| 2 | Kranitz, Matt | 12 | MRHS | 2:02.77 |
| 3 | Turley, Brandon | 12 | DOBS | 1:59.38 |
| 4 | Jurek, Mark | 10 | CHAN | 1:55.78 |
| 5 | Quarante, Marce | 11 | CHAP | 1:58.74 |
| 6 | Roggenstein, Edc | 12 | DVHS | 2:01.33 |
| 7 | Eisen, Drew | 11 | HORI | 2:02.84 |
| 8 | Quintana, Lawrei | 10 | HAMI | 2:04.56 |

Alternates

| | | | | |
|---|----------------|----|------|---------|
| 1 | Rusnak, Jake | 11 | DMHS | 2:08.51 |
| 2 | Crimmins, Sean | 11 | MCCL | 2:08.96 |

#108 Boys 50 Yard Freestyle

AZ. State: 19.84 2008 Herbie Behm
 Facility: 20.42 2011 Sorenson, Payton
 20.84 AA-A All-American Auto.
 21.14 AA-C All-American Consid.

| Lane Name | Yr | School | Seed Time |
|-----------|----|--------|-----------|
|-----------|----|--------|-----------|

Heat 1 of 4 Prelims

| | | | | |
|---|-----------------|----|------|-------|
| 1 | Morales, Julian | 12 | SUNN | 23.08 |
| 2 | Kuo, Wayne | 12 | IRON | 23.01 |
| 3 | Kyman, Zach | 12 | MARC | 22.98 |
| 4 | Smith, Bryce | 12 | VVHS | 22.93 |
| 5 | Diaz, Tristan | 12 | PERR | 22.94 |
| 6 | Tuitt, Jack | 10 | MRHS | 23.01 |
| 7 | Tran, Aaron | 12 | MESQ | 23.07 |
| 8 | | | | |

Heat 2 of 4 Prelims

| | | | | |
|---|------------------|----|------|------------|
| 1 | Brooks, Ben | 11 | MESA | 22.64 |
| 2 | Patchett, Jonah | 12 | MVME | 22.45 |
| 3 | Brown, Dj | 11 | BPHS | 22.26 |
| 4 | Stirling, Connor | 11 | CSHS | 21.14 AA-C |
| 5 | Shoemaker, Rust | 12 | MVME | 22.06 |
| 6 | Handly, Jonah | 11 | MESQ | 22.36 |
| 7 | Marcum, Benton | 11 | PERR | 22.57 |
| 8 | Hanhila, Matthev | 12 | SUNN | 22.92 |

Heat 3 of 4 Prelims

| | | | | |
|---|------------------|----|------|------------|
| 1 | Kerr, Dylan | 11 | REDM | 22.64 |
| 2 | Zabokrtsky, Kyle | 11 | MVME | 22.43 |
| 3 | Wiggins, Patrick | 12 | DOBS | 22.25 |
| 4 | Blake, Jack | 09 | BPHS | 21.10 AA-C |
| 5 | Calvagno, Seth | 11 | LIBE | 21.70 |
| 6 | Jones, Trevor | 11 | MESA | 22.34 |
| 7 | Murphy, Collin | 11 | IRHS | 22.52 |
| 8 | Flege, Michael | 12 | REDM | 22.89 |

Arizona State Swimming & Diving Championships

November 8-9, 2013

Meet Program - Division I Prelims Boys

Heat 4 (#108 Boys 50 Yard Freestyle)

| | | | | | |
|---|-----------------|----|------|-------|------|
| 1 | Russell, Drake | 11 | MILL | 22.58 | |
| 2 | Stone, Noah | 11 | MCCL | 22.36 | |
| 3 | Wiedeman, Chris | 12 | RINC | 22.13 | |
| 4 | Hoffer, Ryan | 09 | CHAP | 20.63 | AA-A |
| 5 | Dorsey, Brad | 12 | BPHS | 21.42 | |
| 6 | Becker, Alex | 12 | BPHS | 22.32 | |
| 7 | Kinney, Casey | 12 | MARA | 22.51 | |
| 8 | Larsen, Aaron | 12 | MVME | 22.86 | |

Alternates

| | | | | | |
|---|----------------|----|------|-------|--|
| 1 | Schramm, Aidan | 09 | DVHS | 23.20 | |
|---|----------------|----|------|-------|--|

#112 Boys 100 Yard Butterfly

| | | | |
|-------------------|--------------|----------------------------------|---------------------------|
| AZ. State: | 47.87 | 2008 | John Wojciechowski |
| Facility: | 49.97 | 2012 | Alentado, Jason |
| | 49.64 | AA-A All-American Auto. | |
| | 50.61 | AA-C All-American Consid. | |

| Lane Name | Yr | School | Seed Time |
|-----------|----|--------|-----------|
|-----------|----|--------|-----------|

Heat 1 of 4 Prelims

| | | | | | |
|---|------------------|----|------|-------|--|
| 1 | Rice, Andrew | 11 | SDOC | 56.35 | |
| 2 | Kranitz, Matt | 12 | MRHS | 56.30 | |
| 3 | Hick, William | 12 | BPHS | 56.24 | |
| 4 | Farella, Michael | 11 | BOUL | 56.09 | |
| 5 | Fromm, Phillip | 10 | BPHS | 56.13 | |
| 6 | Wardrop, Riley | 12 | HIGH | 56.27 | |
| 7 | Garcia, Jacob | 10 | MESQ | 56.33 | |
| 8 | Cameron, Owen | 11 | IRON | 56.61 | |

Heat 2 of 4 Prelims

| | | | | | |
|---|-------------------|----|------|-------|--|
| 1 | Van Alstine, Frai | 09 | DVHS | 55.73 | |
| 2 | Ross, Adam | 12 | SUNN | 55.20 | |
| 3 | Burchi, Bryce | 12 | MPHS | 53.74 | |
| 4 | Shoemaker, Rust | 12 | MVME | 51.91 | |
| 5 | Huerta, Adriel | 11 | BASH | 53.40 | |
| 6 | Rachford, TJ | 11 | MPHS | 54.62 | |
| 7 | Starmer, Jackson | 11 | HORI | 55.59 | |
| 8 | Cook, Ryan | 10 | RINC | 55.83 | |

Heat 3 of 4 Prelims

| | | | | | |
|---|-----------------|----|------|-------|--|
| 1 | Simmons, Craig | 12 | IRHS | 55.66 | |
| 2 | Marcum, Benton | 11 | PERR | 54.72 | |
| 3 | Sokolovich, Edg | 12 | WILL | 53.53 | |
| 4 | Jurek, Mark | 10 | CHAN | 50.86 | |
| 5 | Cerrito, Danny | 12 | BPHS | 53.34 | |
| 6 | Golden, Thomas | 12 | IRHS | 54.50 | |
| 7 | McKinnon, Tren | 12 | MESA | 55.46 | |
| 8 | Freitas, Samuel | 11 | RINC | 55.81 | |

Heat 4 of 4 Prelims

| | | | | | |
|---|------------------|----|------|-------|------|
| 1 | Regester, Chandl | 12 | BASH | 55.61 | |
| 2 | Hendricks, Kyle | 11 | MVME | 54.72 | |
| 3 | Kuchan, Bryce | 10 | MVME | 53.47 | |
| 4 | Hoffer, Ryan | 09 | CHAP | 49.90 | AA-C |
| 5 | Washington, Dm | 12 | RKHS | 53.04 | |
| 6 | Smith, Bryce | 12 | VVHS | 54.28 | |
| 7 | Lyons, Luke | 09 | MVME | 55.31 | |
| 8 | Hojnacki, Skyler | 09 | HAMI | 55.78 | |

Alternates

| | | | | | |
|---|----------------|----|------|-------|--|
| 1 | Scholz, Frank | 10 | CSHS | 56.64 | |
| 2 | Reyes, Michael | 10 | MARC | 56.68 | |

#114 Boys 100 Yard Freestyle

| | | | |
|-------------------|--------------|----------------------------------|----------------------------|
| AZ. State: | 43.71 | 2010 | Tyler Messerschmidt |
| Facility: | 45.04 | 2012 | Espinoza, Gabriel |
| | 45.50 | AA-A All-American Auto. | |
| | 46.18 | AA-C All-American Consid. | |

| Lane Name | Yr | School | Seed Time |
|-----------|----|--------|-----------|
|-----------|----|--------|-----------|

Heat 1 of 4 Prelims

| | | | | | |
|---|------------------|----|------|-------|--|
| 1 | Burge, Robert | 10 | MPHS | 50.45 | |
| 2 | Neil, Adam | 11 | WVHS | 50.25 | |
| 3 | Kinney, Casey | 12 | MARA | 50.08 | |
| 4 | Welch, Garrett | 12 | CIEN | 49.80 | |
| 5 | Monolio, Frankli | 12 | DOBS | 49.80 | |
| 6 | Nally, Austin | 09 | REDM | 50.12 | |
| 7 | Wickens, Maxwe | 10 | REDM | 50.32 | |
| 8 | Hanhila, Matthev | 12 | SUNN | 50.45 | |

Heat 2 of 4 Prelims

| | | | | | |
|---|------------------|----|------|-------|--|
| 1 | Greene, Parker | 12 | CHAP | 49.72 | |
| 2 | Patchett, Jonah | 12 | MVME | 48.99 | |
| 3 | Garner, Justin | 12 | MVME | 48.16 | |
| 4 | Blake, Jack | 09 | BPHS | 46.56 | |
| 5 | McDonnell, Ross | 12 | REDM | 47.89 | |
| 6 | Handly, Jonah | 11 | MESQ | 48.60 | |
| 7 | Larsen, Aaron | 12 | MVME | 49.24 | |
| 8 | Harkins, Nichola | 11 | BASH | 49.79 | |

Heat 3 of 4 Prelims

| | | | | | |
|---|------------------|----|------|-------|--|
| 1 | Orr, Erik | 09 | RINC | 49.50 | |
| 2 | Wiggins, Patrick | 12 | DOBS | 48.78 | |
| 3 | Drummond, Ausl | 12 | CHAP | 48.16 | |
| 4 | Stirling, Connor | 11 | CSHS | 46.46 | |
| 5 | Benz, Dietrich | 11 | DVHS | 47.59 | |
| 6 | Ottomeyer, Grad | 11 | BPHS | 48.53 | |
| 7 | Blodgett, Erik | 12 | MVME | 49.08 | |
| 8 | Covello, Nathan | | TUCS | 49.79 | |

Heat 4 of 4 Prelims

| | | | | | |
|---|-------------------|----|------|-------|------|
| 1 | Huston, Nick | 12 | REDM | 49.49 | |
| 2 | Hopkins, Jaren | 11 | MESA | 48.60 | |
| 3 | Palivathuhal, Col | | BPHS | 48.02 | |
| 4 | Magana, Nichola | 12 | DMHS | 46.16 | AA-C |
| 5 | Dorsey, Brad | 12 | BPHS | 46.79 | |
| 6 | Calvagno, Seth | 11 | LIBE | 48.27 | |
| 7 | Jones, Trevor | 11 | MESA | 49.07 | |
| 8 | Stone, Noah | 11 | MCCL | 49.76 | |

Alternates

| | | | | | |
|---|----------------|----|------|-------|--|
| 1 | Schramm, Aidan | 09 | DVHS | 50.62 | |
| 2 | Gastony, Alex | 12 | GILB | 50.70 | |

#116 Boys 500 Yard Freestyle

| | | | |
|-------------------|----------------|----------------------------------|---------------------|
| AZ. State: | 4:27.67 | 2008 | Alex Lendrum |
| Facility: | 4:28.40 | 2011 | Webb, Chris |
| | 4:30.22 | AA-A All-American Auto. | |
| | 4:35.31 | AA-C All-American Consid. | |

| Lane Name | Yr | School | Seed Time |
|-----------|----|--------|-----------|
|-----------|----|--------|-----------|

Heat 1 of 4 Prelims

| | | | | | |
|---|------------------|----|------|---------|--|
| 1 | Scoresby, Kade | 11 | MVME | 5:05.66 | |
| 2 | Arroyo, Jesse | 10 | MARC | 5:05.00 | |
| 3 | Christy, Brock | 11 | BPHS | 5:03.62 | |
| 4 | Beutler, Matthew | 11 | DVHS | 5:00.73 | |
| 5 | Moreno, Anthony | 10 | RKHS | 5:00.92 | |
| 6 | Cline, Anderson | 09 | BOUL | 5:04.69 | |
| 7 | Lorson, Connor | 11 | BOUL | 5:05.00 | |
| 8 | Marske, Trevor | 10 | MVME | 5:06.85 | |

Heat 2 of 4 Prelims

| | | | | | |
|---|----------------|----|------|---------|--|
| 1 | Dennis, Tyler | 10 | DVHS | 4:56.55 | |
| 2 | Klein, Charles | 11 | PINN | 4:54.76 | |
| 3 | Apel, Aaron | 09 | PINN | 4:50.61 | |
| 4 | Miller, Weston | 12 | CHAP | 4:40.82 | |
| 5 | Martinez, Alex | 11 | BASH | 4:48.77 | |
| 6 | Morton, Sam | 12 | PERR | 4:53.69 | |
| 7 | Damis, Chase | 12 | CHAN | 4:55.78 | |
| 8 | Rowe, Taylor | 11 | CHAP | 4:58.29 | |

Heat 3 of 4 Prelims

| | | | | | |
|---|------------------|----|------|---------|--|
| 1 | Hill, Michael | 11 | GILB | 4:56.03 | |
| 2 | Gall, Kobe | 09 | CSHS | 4:54.00 | |
| 3 | Downing, Ryan | 10 | CHAP | 4:50.57 | |
| 4 | Williams, Isaiah | 11 | BPHS | 4:40.73 | |
| 5 | Ottman, Thomas | 11 | BPHS | 4:47.83 | |
| 6 | Eisen, Drew | 11 | HORI | 4:51.22 | |
| 7 | Britt, Carson | 12 | RINC | 4:55.65 | |
| 8 | Gomez, Alexand | 09 | BPHS | 4:57.57 | |

Heat 4 of 4 Prelims

| | | | | | |
|---|------------------|----|------|---------|--|
| 1 | Perrine, Jake | 10 | PERR | 4:55.93 | |
| 2 | Mitchell, Nichol | 12 | RINC | 4:53.75 | |
| 3 | Bowers, Grant | 11 | DVHS | 4:49.91 | |
| 4 | Olszewski, Ben | 10 | HORI | 4:40.15 | |
| 5 | Ewoldt, Kyle | 11 | HIGH | 4:41.89 | |
| 6 | Eynon, Jacob | 11 | HORI | 4:50.83 | |
| 7 | Posniack, Zachar | 12 | HAMI | 4:55.36 | |
| 8 | Weser, Mark | 11 | MVME | 4:56.86 | |

Alternates

| | | | | | |
|---|---------------|----|------|---------|--|
| 1 | Gastony, Alex | 12 | GILB | 5:07.57 | |
| 2 | Halle, Austin | 12 | HAMI | 5:08.87 | |

Arizona State Swimming & Diving Championships

November 8-9, 2013

Meet Program - Division I Prelims Boys

#118 Boys 200 Yard Freestyle Relay

AZ. State: 1:23.86 2004 Brophy Prep
Facility: 1:23.71 2011 Mountain View
 1:25.26 AA-A All-American Auto.
 1:26.75 AA-C All-American Consid.

| Lane | Team | Relay | Seed Time |
|------|------|-------|-----------|
|------|------|-------|-----------|

| Heat 1 of 3 Prelims | | | |
|---------------------|------|---|---------|
| 1 | BOUL | A | 1:34.27 |
| 2 | CHAP | A | 1:33.41 |
| 3 | MESA | A | 1:32.36 |
| 4 | DOBS | A | 1:30.01 |
| 5 | RINC | A | 1:30.92 |
| 6 | BASH | A | 1:32.88 |
| 7 | MCCL | A | 1:33.65 |
| 8 | LIBE | A | 1:34.47 |

| Heat 2 of 3 Prelims | | | |
|---------------------|------|---|---------|
| 1 | MPHS | A | 1:34.17 |
| 2 | SUNN | A | 1:33.20 |
| 3 | PERR | A | 1:31.31 |
| 4 | MVME | A | 1:28.90 |
| 5 | DVHS | A | 1:30.86 |
| 6 | HORI | A | 1:32.59 |
| 7 | DMHS | A | 1:33.55 |
| 8 | GILB | A | 1:34.32 |

| Heat 3 of 3 Prelims | | | |
|---------------------|------|---|--------------|
| 1 | IRON | A | 1:33.90 |
| 2 | HAMI | A | 1:32.99 |
| 3 | REDM | A | 1:31.16 |
| 4 | BPHS | A | 1:25.81 AA-C |
| 5 | MESQ | A | 1:30.79 |
| 6 | CSHS | A | 1:32.55 |
| 7 | IRHS | A | 1:33.42 |
| 8 | ARCA | A | 1:34.30 |

Alternates

| | | | |
|---|------------------|---|---------|
| 1 | Corona del Sol H | A | 1:34.55 |
| 2 | Highland High S | A | 1:34.64 |

#120 Boys 100 Yard Backstroke

AZ. State: 48.00 2004 Alex Righi
Facility: 50.09 2012 Shultz, Alex
 50.13 AA-A All-American Auto.
 51.38 AA-C All-American Consid.

| Lane | Name | Yr | School | Seed Time |
|------|------|----|--------|-----------|
|------|------|----|--------|-----------|

| Heat 1 of 4 Prelims | | | | |
|---------------------|------------------|----|------|-------|
| 1 | Regester, Daniel | 10 | BASH | 59.10 |
| 2 | Welch, Garrett | 12 | CIEN | 58.44 |
| 3 | Whitmeyer, Bran | 10 | MESQ | 57.97 |
| 4 | Nielsen, Hunter | 10 | MVME | 57.84 |
| 5 | Wheeler, Chase | 12 | SUNN | 57.89 |
| 6 | Gomez, Alexand | 09 | BPHS | 58.42 |
| 7 | Vasquez, Francis | 10 | IRHS | 58.81 |
| 8 | | | | |

Heat 2 of 4 Prelims

| | | | | |
|---|------------------|----|------|-------|
| 1 | Beutler, Brian | 10 | DVHS | 57.28 |
| 2 | Skelly, Joe | 10 | BPHS | 56.50 |
| 3 | Quon, Nicholas | | CDSH | 55.47 |
| 4 | Garner, Justin | 12 | MVME | 53.54 |
| 5 | Hopkins, Jaren | 11 | MESA | 54.65 |
| 6 | Cook, Ryan | 10 | RINC | 56.13 |
| 7 | Turley, Brandon | 12 | DOBS | 57.00 |
| 8 | Shaneyfelt, Jake | 11 | PINN | 57.81 |

Heat 3 of 4 Prelims

| | | | | |
|---|------------------|----|------|-------|
| 1 | Diaz, Tristan | 12 | PERR | 57.27 |
| 2 | Maloney, Patrick | 12 | MILL | 56.42 |
| 3 | Clark, Cameron | 12 | HIGH | 55.33 |
| 4 | Gould, Kaleb | 10 | HORI | 53.50 |
| 5 | Blair, Ryan | 12 | DMHS | 54.30 |
| 6 | Longfield, Landc | 12 | REDM | 56.04 |
| 7 | Hu, Lawrence | 10 | DVHS | 56.93 |
| 8 | Brooks, Ben | 11 | MESA | 57.73 |

Heat 4 of 4 Prelims

| | | | | |
|---|-----------------|----|------|-------|
| 1 | Moreno, Jared | 10 | MVME | 57.14 |
| 2 | Higgins, Calvin | 11 | BPHS | 56.13 |
| 3 | Bagnall, Connor | 12 | DVHS | 55.09 |
| 4 | Drummond, Aust | 12 | CHAP | 52.78 |
| 5 | Vedder, Joshua | 09 | DVHS | 54.13 |
| 6 | Sokolovich, Edg | 12 | WILL | 55.75 |
| 7 | Underwood, Jon | 11 | PERR | 56.52 |
| 8 | Rachford, TJ | 11 | MPHS | 57.50 |

Alternates

| | | | | |
|---|------------------|----|------|-------|
| 1 | Daniels, Tristan | 09 | RINC | 59.51 |
| 2 | Freitas, Samuel | 11 | RINC | 59.54 |

#122 Boys 100 Yard Breaststroke

AZ. State: 56.35 2008 Carl Mickelson
Facility: 57.13 2011 Nelson, Michael
 56.79 AA-A All-American Auto.
 57.85 AA-C All-American Consid.

| Lane | Name | Yr | School | Seed Time |
|------|------|----|--------|-----------|
|------|------|----|--------|-----------|

| Heat 1 of 4 Prelims | | | | |
|---------------------|------------------|----|------|---------|
| 1 | Washington, Dm | 12 | RKHS | 1:05.49 |
| 2 | Travis, Michael | 09 | BPHS | 1:05.24 |
| 3 | Crimmins, Sean | 11 | MCCL | 1:04.85 |
| 4 | Cluff, Jacob | 12 | MESA | 1:04.78 |
| 5 | Kerr, Dylan | 11 | REDM | 1:04.79 |
| 6 | Koch, Keegan | 10 | SDOC | 1:05.21 |
| 7 | Heidenreich, Car | 09 | HORI | 1:05.29 |
| 8 | Walsh, Adam | 12 | RINC | 1:05.86 |

Heat 2 of 4 Prelims

| | | | | |
|---|------------------|----|------|---------|
| 1 | Beauchamp, Aar | 09 | DVHS | 1:03.64 |
| 2 | Smith, Colin | 11 | MPHS | 1:03.04 |
| 3 | Dunn, Miles | 10 | DVHS | 1:01.42 |
| 4 | Dang, Ty | 10 | HAMI | 59.59 |
| 5 | Hojnacki, Hunter | 12 | HAMI | 1:00.79 |
| 6 | Roman, Connor | 11 | PINN | 1:02.38 |
| 7 | Lang, Riley | 12 | PERR | 1:03.42 |
| 8 | Yakobchuk, Vlac | 11 | MVME | 1:04.02 |

Heat 3 of 4 Prelims

| | | | | |
|---|------------------|----|------|---------|
| 1 | Witmer, William | 10 | NORT | 1:03.48 |
| 2 | Nally, Austin | 09 | REDM | 1:02.78 |
| 3 | Kelly, Connor | 12 | BPHS | 1:01.41 |
| 4 | Quarante, Marce | 11 | CHAP | 58.15 |
| 5 | Roggenstein, Edc | 12 | DVHS | 1:00.54 |
| 6 | Sleiman, Mike | 12 | MRHS | 1:02.01 |
| 7 | Murphy, Collin | 11 | IRHS | 1:03.18 |
| 8 | Monolio, Frankli | 12 | DOBS | 1:03.68 |

Heat 4 of 4 Prelims

| | | | | |
|---|------------------|----|------|------------|
| 1 | Watmore, Trey | 12 | BOUL | 1:03.42 |
| 2 | Stump, Isaac | 09 | IRHS | 1:02.43 |
| 3 | Weser, Mark | 11 | MVME | 1:00.97 |
| 4 | Anderson, Matt | 11 | ARCA | 57.74 AA-C |
| 5 | Quintana, Lawre | 10 | HAMI | 1:00.52 |
| 6 | Zabokrtsky, Kyle | 11 | MVME | 1:01.74 |
| 7 | Johnson, Bobby | 09 | MVME | 1:03.18 |
| 8 | Barrett, Carter | 12 | SUNN | 1:03.66 |

Alternates

| | | | | |
|---|-----------------|----|------|---------|
| 1 | Zautke, Connor | 11 | BPHS | 1:05.94 |
| 2 | Timmons, Jerrod | 10 | DOBS | 1:06.05 |

#124 Boys 400 Yard Freestyle Relay

AZ. State: 3:05.12 2008 Brophy Prep
Facility: 3:06.84 2012 Brophy Prep
 3:07.43 AA-A All-American Auto.
 3:10.51 AA-C All-American Consid.

| Lane | Team | Relay | Seed Time |
|------|------|-------|-----------|
|------|------|-------|-----------|

| Heat 1 of 3 Prelims | | | |
|---------------------|------|---|---------|
| 1 | BOUL | A | 3:27.71 |
| 2 | PERR | A | 3:24.16 |
| 3 | DOBS | A | 3:21.34 |
| 4 | MESA | A | 3:16.48 |
| 5 | DVHS | A | 3:18.92 |
| 6 | RINC | A | 3:22.02 |
| 7 | ARCA | A | 3:25.73 |
| 8 | WWHS | A | 3:30.60 |

Heat 2 of 3 Prelims

| | | | |
|---|------|---|---------|
| 1 | HIGH | A | 3:26.08 |
| 2 | GILB | A | 3:24.15 |
| 3 | MPHS | A | 3:21.33 |
| 4 | BPHS | A | 3:12.97 |
| 5 | MVME | A | 3:17.94 |
| 6 | MESQ | A | 3:21.92 |
| 7 | IRHS | A | 3:25.72 |
| 8 | IRON | A | 3:30.33 |

Heat 3 of 3 Prelims

| | | | |
|---|------|---|---------|
| 1 | SUNN | A | 3:25.93 |
| 2 | MRHS | A | 3:22.92 |
| 3 | HORI | A | 3:20.79 |
| 4 | CHAP | A | 3:12.07 |
| 5 | REDM | A | 3:17.49 |
| 6 | BASH | A | 3:21.53 |
| 7 | HAMI | A | 3:24.61 |
| 8 | PINN | A | 3:28.77 |

Alternates

| | | | |
|---|------------------|---|---------|
| 1 | Millennium High | A | 3:31.60 |
| 2 | Liberty High Sch | A | 3:32.11 |

Arizona State Swimming & Diving Championships

November 8-9, 2013

Meet Program - Division I Prelims Girls

#101 Girls 200 Yard Medley Relay

AZ. State: 1:44.98 2005 Xavier
 1:46.21 AA-A All-American Auto.
 1:48.29 AA-C All-American Consid.

| Lane | Team | Relay | Seed Time |
|------|------|-------|-----------|
|------|------|-------|-----------|

Heat 1 of 3 Prelims

| | | | |
|---|------|---|---------|
| 1 | GILB | A | 1:58.43 |
| 2 | DOBS | A | 1:56.21 |
| 3 | HORI | A | 1:54.25 |
| 4 | DVHS | A | 1:51.71 |
| 5 | CHAN | A | 1:52.14 |
| 6 | REDM | A | 1:55.38 |
| 7 | MVME | A | 1:57.01 |
| 8 | MILL | A | 2:00.35 |

Heat 2 of 3 Prelims

| | | | |
|---|------|---|---------|
| 1 | CDSH | A | 1:57.80 |
| 2 | ARCA | A | 1:55.99 |
| 3 | SUNN | A | 1:52.55 |
| 4 | CHAP | A | 1:49.38 |
| 5 | HAMI | A | 1:52.07 |
| 6 | MCCL | A | 1:55.34 |
| 7 | MPHS | A | 1:56.96 |
| 8 | BASH | A | 1:58.95 |

Heat 3 of 3 Prelims

| | | | |
|---|------|---|---------|
| 1 | HIGH | A | 1:57.55 |
| 2 | LIBE | A | 1:55.46 |
| 3 | PINN | A | 1:52.20 |
| 4 | XAVI | A | 1:48.47 |
| 5 | DRHS | A | 1:51.97 |
| 6 | BOUL | A | 1:54.80 |
| 7 | RINC | A | 1:56.70 |
| 8 | DMHS | A | 1:58.64 |

Alternates

| | | | |
|---|-----------------|---|---------|
| 1 | Centennial High | A | 2:00.38 |
| 2 | Perry High Scho | A | 2:00.77 |

#103 Girls 200 Yard Freestyle

AZ. State: 1:47.06 2002 Cait Conally
 Facility: 1:47.22 2012 Simonovic, Kat
 1:49.43 AA-A All-American Auto.
 1:51.24 AA-C All-American Consid.

| Lane Name | Yr | School | Seed Time |
|-----------|----|--------|-----------|
|-----------|----|--------|-----------|

Heat 1 of 4 Prelims

| | | | | |
|---|-----------------|----|------|---------|
| 1 | Andrews, Tricia | 12 | DVHS | 2:00.38 |
| 2 | Church, Kelly | 09 | MRHS | 1:59.36 |
| 3 | Hernandez Medi | 11 | MCCL | 1:59.21 |
| 4 | Harrison, Emily | 12 | ARCA | 1:58.97 |
| 5 | Church, Kendall | 12 | MRHS | 1:59.12 |
| 6 | Gruender, Tiana | 11 | MVME | 1:59.29 |
| 7 | Creswick, Lilly | 10 | XAVI | 1:59.59 |
| 8 | Nahrgang, Cassa | 10 | REDM | 2:00.52 |

Heat 2 of 4 Prelims

| | | | | |
|---|-----------------|----|------|---------|
| 1 | Wang, Olivia | 11 | CHAP | 1:58.37 |
| 2 | Mashore, Kayle | 11 | REDM | 1:57.03 |
| 3 | Thomas, Kelsey | 12 | CHAN | 1:56.57 |
| 4 | Palomino, Adria | 11 | CHAN | 1:53.38 |
| 5 | Dickson, Brenna | 12 | MRHS | 1:55.36 |
| 6 | Wilkins, Scout | 10 | CHAN | 1:56.87 |
| 7 | Giles, Abby | 12 | MVME | 1:58.19 |
| 8 | Milewski, Samar | | ARCA | 1:58.86 |

Heat 3 of 4 Prelims

| | | | | |
|---|------------------|----|------|---------|
| 1 | LaPorte, Grace | 10 | PINN | 1:58.28 |
| 2 | Mann, Audrey | 12 | SUNN | 1:56.98 |
| 3 | Ankeney, Annab | 10 | DVHS | 1:56.40 |
| 4 | Whited, Isabel | 10 | PINN | 1:52.83 |
| 5 | Kowalski, Ceceli | 11 | DVHS | 1:55.27 |
| 6 | Augustain, Seren | 09 | BASH | 1:56.85 |
| 7 | Pickett, Emily | 10 | WILL | 1:57.82 |
| 8 | Kovacs, Madelei | 09 | DVHS | 1:58.49 |

Heat 4 of 4 Prelims

| | | | | |
|---|------------------|----|------|---------|
| 1 | Rincon, Maren | 12 | BASH | 1:58.27 |
| 2 | Hick, Alice | 10 | XAVI | 1:56.89 |
| 3 | Kolkebeck, Krist | 11 | BOUL | 1:56.02 |
| 4 | Wang, Jocelyn | 10 | CHAN | 1:52.38 |
| 5 | Leverenz, Briann | 11 | RINC | 1:54.10 |
| 6 | Allen, Madeline | 11 | XAVI | 1:56.83 |
| 7 | Moore, Katie | 11 | BOUL | 1:57.51 |
| 8 | Webb, Victoria | 11 | CHAP | 1:58.43 |

Alternates

| | | | | |
|---|-----------------|----|------|---------|
| 1 | Ramirez, Rachae | 10 | RINC | 2:00.58 |
| 2 | Bower, Jackie | 12 | LIBE | 2:01.18 |

#105 Girls 200 Yard IM

AZ. State: 1:57.95 2008 Caitlin Leverenz
 Facility: 2:03.74 2012 Jurries, Briana
 2:03.03 AA-A All-American Auto.
 2:05.27 AA-C All-American Consid.

| Lane Name | Yr | School | Seed Time |
|-----------|----|--------|-----------|
|-----------|----|--------|-----------|

Heat 1 of 4 Prelims

| | | | | |
|---|------------------|----|------|---------|
| 1 | Gonzales, Kather | 12 | ARCA | 2:17.63 |
| 2 | Martin, Emily | 10 | BOUL | 2:17.27 |
| 3 | Wright, Kaitlin | 12 | BASH | 2:16.39 |
| 4 | Richardson, Raev | 11 | PERR | 2:16.31 |
| 5 | Kreiser, Sammy | 11 | HIGH | 2:16.35 |
| 6 | Bowman, Kaylee | 11 | DRHS | 2:17.02 |
| 7 | Tulk, Angela | 11 | CHAN | 2:17.56 |
| 8 | Jones, Jocelyn | 09 | XAVI | 2:17.77 |

Heat 2 of 4 Prelims

| | | | | |
|---|------------------|----|------|---------|
| 1 | Brandt, Maddy | 12 | XAVI | 2:15.17 |
| 2 | Bailey, Eleora | 09 | RINC | 2:13.79 |
| 3 | Seddon, Jamie | 09 | HAMI | 2:12.32 |
| 4 | Blankemeier, Bai | 12 | DVHS | 2:09.72 |
| 5 | Yancy, Alyson | 09 | PINN | 2:10.45 |
| 6 | Mitchell, Mariah | 12 | XAVI | 2:12.74 |
| 7 | Quinn, Shelby | 11 | DRHS | 2:14.39 |
| 8 | Halle, Lauren | 10 | HAMI | 2:15.96 |

Heat 3 of 4 Prelims

| | | | | |
|---|------------------|----|------|---------|
| 1 | Bley, Emily | 11 | MCCL | 2:14.95 |
| 2 | Richards, Emma | 12 | HORI | 2:13.60 |
| 3 | Takach, Sarah | 11 | HORI | 2:11.45 |
| 4 | Herbst, Hannah | 11 | DMHS | 2:09.33 |
| 5 | McInelly, Marina | 09 | CHAN | 2:10.05 |
| 6 | Rieth, Gillian | 10 | CHAP | 2:12.44 |
| 7 | Grijalva, Ashley | 12 | GILB | 2:14.38 |
| 8 | Horvath, Grace | 09 | MPHS | 2:15.56 |

Heat 4 of 4 Prelims

| | | | | |
|---|------------------|----|------|---------|
| 1 | Seidl, Maddie | 09 | BASH | 2:14.90 |
| 2 | Shewchuk, Tayl | 11 | CHAP | 2:13.26 |
| 3 | Carlson, Savanna | 09 | ARCA | 2:10.46 |
| 4 | Shannahan, Katie | 11 | DMHS | 2:06.63 |
| 5 | Quon, Karilyn | 10 | CDSH | 2:09.72 |
| 6 | Borst, Lauren | 10 | CHAP | 2:12.42 |
| 7 | Bower, Meaghan | 10 | LIBE | 2:13.94 |
| 8 | Mann, Allison | 12 | SUNN | 2:15.28 |

Alternates

| | | | | |
|---|-----------------|----|------|---------|
| 1 | Blake, Quinn | 09 | XAVI | 2:19.03 |
| 2 | Viceconte, Made | 10 | RINC | 2:19.50 |

#107 Girls 50 Yard Freestyle

AZ. State: 22.93 2006 Aleesha Miller
 Facility: 22.96 2012 Bilquist, Amy
 23.42 AA-A All-American Auto.
 23.80 AA-C All-American Consid.

| Lane Name | Yr | School | Seed Time |
|-----------|----|--------|-----------|
|-----------|----|--------|-----------|

Heat 1 of 4 Prelims

| | | | | |
|---|-------------------|----|------|-------|
| 1 | Holmes, Jane | 12 | HORI | 25.47 |
| 2 | Franklin, Victori | 12 | LIBE | 25.41 |
| 3 | Schnell, Reilly | 11 | TUCS | 25.41 |
| 4 | Goll, Krista | 12 | PINN | 25.39 |
| 5 | Deal, Jenna | 10 | DVHS | 25.40 |
| 6 | Padilla, Allyson | 11 | CHAN | 25.41 |
| 7 | Faulkner, Darian | 11 | HAMI | 25.42 |
| 8 | Covello, Kristen | 09 | TUCS | 25.48 |

Heat 2 of 4 Prelims

| | | | | |
|---|-----------------|----|------|-------|
| 1 | Grimes, Paige | 12 | BOUL | 25.30 |
| 2 | Rosztoczy, Morg | 11 | MILL | 25.06 |
| 3 | Herr, Lexie | 12 | DRHS | 24.85 |
| 4 | Hatfield, Aimee | 11 | XAVI | 24.26 |
| 5 | Foliaki, Alora | 12 | DRHS | 24.58 |
| 6 | Lavigne, Noelle | 09 | DVHS | 24.95 |
| 7 | Boese, Julia | 12 | CHAN | 25.16 |
| 8 | Noel, Easton | 12 | MESQ | 25.39 |

Heat 3 of 4 Prelims

| | | | | |
|---|------------------|----|------|-------|
| 1 | Bullington, Moll | 12 | XAVI | 25.23 |
| 2 | Keenan, Jennifer | 10 | XAVI | 25.04 |
| 3 | Roediger, Elise | 10 | XAVI | 24.75 |
| 4 | Segneri, Emma | 09 | CHAP | 24.25 |
| 5 | Mullins, Madi | | HAMI | 24.40 |
| 6 | Fagan, Gabriella | 09 | CHAP | 24.91 |
| 7 | Ankeney, Emily | 12 | DVHS | 25.09 |
| 8 | Brown, Kali | 09 | MVME | 25.33 |

Arizona State Swimming & Diving Championships

November 8-9, 2013

Meet Program - Division I Prelims Girls

Heat 4 (#107 Girls 50 Yard Freestyle)

| | | | | | |
|---|------------------|----|-------|-------|------|
| 1 | Rosin, Zoe | 10 | PINN | 25.20 | |
| 2 | Mader, Anuschka | 10 | HAMI | 25.02 | |
| 3 | King, Karissa | 11 | DOBS | 24.74 | |
| 4 | Toris, Victoria | 11 | PINN | 23.38 | AA-A |
| 5 | Fazio, Samantha | 11 | PINN | 24.28 | |
| 6 | Kaplan, Erica | 11 | HAMI | 24.87 | |
| 7 | Larchick, Breann | 09 | DVHS | 25.08 | |
| 8 | Burgoon, Housto | 09 | O'CON | 25.32 | |

Alternates

| | | | | | |
|---|-----------------|----|------|-------|--|
| 1 | Saucedo, Daniel | 12 | RINC | 25.49 | |
| 2 | Dinch, Natalie | 09 | LIBE | 25.78 | |

#111 Girls 100 Yard Butterfly

| | | | |
|-------------------|--------------|-------------|----------------------------------|
| AZ. State: | 52.41 | 1996 | Misty Hyman |
| Facility: | 54.57 | 2012 | Simonovic, Kat |
| | 55.26 | | AA-A All-American Auto. |
| | 56.30 | | AA-C All-American Consid. |

| Lane Name | Yr | School | Seed Time |
|-----------|----|--------|-----------|
|-----------|----|--------|-----------|

Heat 1 of 4 Prelims

| | | | | |
|---|------------------|----|------|---------|
| 1 | Ashley, Cloe | 11 | MVME | 1:02.35 |
| 2 | Rolander, Andie | 11 | XAVI | 1:02.05 |
| 3 | Bigelow, Sierra | 10 | DOBS | 1:01.64 |
| 4 | Hart, Jordan | 12 | MCCL | 1:01.49 |
| 5 | Garvy, Sydney | 09 | DVHS | 1:01.52 |
| 6 | Maldonado, Lisb | 11 | XAVI | 1:01.80 |
| 7 | Viceconte, Made | 10 | RINC | 1:02.07 |
| 8 | Faulkner, Darian | 11 | HAMI | 1:02.35 |

Heat 2 of 4 Prelims

| | | | | |
|---|-----------------|----|------|---------|
| 1 | Tulk, Angela | 11 | CHAN | 1:00.54 |
| 2 | Rosin, Zoe | 10 | PINN | 59.97 |
| 3 | Cannon, Alexis | 11 | PINN | 59.49 |
| 4 | Brandt, Maddy | 12 | XAVI | 58.11 |
| 5 | Rieth, Gillian | 10 | CHAP | 59.04 |
| 6 | Bower, Meaghan | 10 | LIBE | 59.80 |
| 7 | Holly, Nicole | 11 | CDSH | 1:00.42 |
| 8 | Wright, Kaitlin | 12 | BASH | 1:00.97 |

Heat 3 of 4 Prelims

| | | | | |
|---|------------------|----|------|---------|
| 1 | Johnson, Holli | 09 | MRHS | 1:00.53 |
| 2 | Harrison, Matti | 10 | ARCA | 59.97 |
| 3 | Seidl, Maddie | 09 | BASH | 59.49 |
| 4 | Dickson, Brenna | 12 | MRHS | 57.95 |
| 5 | Blankemeier, Ba | 12 | DVHS | 58.78 |
| 6 | Wang, Olivia | 11 | CHAP | 59.76 |
| 7 | Nichols, Madelin | 11 | DVHS | 1:00.30 |
| 8 | Goswick, Jessica | 11 | DVHS | 1:00.92 |

Heat 4 of 4 Prelims

| | | | | |
|---|------------------|----|------|---------|
| 1 | Pickett, Emily | 10 | WILL | 1:00.52 |
| 2 | Boese, Julia | 12 | CHAN | 59.88 |
| 3 | Roediger, Elise | 10 | XAVI | 59.13 |
| 4 | Shannahan, Katie | 11 | DMHS | 56.74 |
| 5 | Schmidgall, Mak | 12 | GILB | 58.42 |
| 6 | Kreiser, Sammy | 11 | HIGH | 59.55 |
| 7 | McMullin, Taylo | 12 | MARC | 1:00.08 |
| 8 | Kemnitz, Madisc | 10 | BOUL | 1:00.80 |

Alternates

| | | | | |
|---|-----------------|----|------|---------|
| 1 | Pham, ThienTrar | 12 | GILB | 1:02.40 |
| 2 | Espinoza, Athen | 09 | REDM | 1:02.82 |

#113 Girls 100 Yard Freestyle

| | | | |
|-------------------|--------------|-------------|----------------------------------|
| AZ. State: | 49.50 | 2007 | Traycie Swartz |
| Facility: | 49.87 | 2012 | Toris, Victoria |
| | 50.81 | | AA-A All-American Auto. |
| | 51.57 | | AA-C All-American Consid. |

| Lane Name | Yr | School | Seed Time |
|-----------|----|--------|-----------|
|-----------|----|--------|-----------|

Heat 1 of 4 Prelims

| | | | | |
|---|-------------------|----|------|-------|
| 1 | Saucedo, Daniel | 12 | RINC | 56.05 |
| 2 | Olson, Keegan | 09 | CHAN | 55.99 |
| 3 | Franklin, Victori | 12 | LIBE | 55.46 |
| 4 | Goll, Krista | 12 | PINN | 54.91 |
| 5 | Grimes, Paige | 12 | BOUL | 54.96 |
| 6 | Badalamenti, Tes | 12 | BOUL | 55.84 |
| 7 | Hart, Jordan | 12 | MCCL | 56.03 |
| 8 | | | | |

Heat 2 of 4 Prelims

| | | | | |
|---|------------------|----|------|-------|
| 1 | Larchick, Breann | 09 | DVHS | 54.55 |
| 2 | Bullington, Moll | 12 | XAVI | 54.23 |
| 3 | Segneri, Emma | 09 | CHAP | 53.47 |
| 4 | Mullins, Madisor | 10 | HAMI | 52.94 |
| 5 | Carlson, Savanna | 09 | ARCA | 53.35 |
| 6 | King, Karissa | 11 | DOBS | 54.05 |
| 7 | Fagan, Gabriella | 09 | CHAP | 54.43 |
| 8 | Ankeney, Emily | 12 | DVHS | 54.80 |

Heat 3 of 4 Prelims

| | | | | |
|---|------------------|----|------|-------|
| 1 | Nahrgang, Cassa | 10 | REDM | 54.49 |
| 2 | Rafferty, McKen | 11 | MPHS | 54.23 |
| 3 | Lavigne, Noelle | 09 | DVHS | 53.46 |
| 4 | Broome, Emma | 09 | CHAP | 52.76 |
| 5 | Kolkebeck, Krist | 11 | BOUL | 53.09 |
| 6 | Bolin, Madeline | 12 | IRHS | 54.04 |
| 7 | Noel, Easton | 12 | MESQ | 54.39 |
| 8 | Padilla, Allyson | 11 | CHAN | 54.63 |

Heat 4 of 4 Prelims

| | | | | |
|---|------------------|----|------|-------|
| 1 | Giles, Abby | 12 | MVME | 54.45 |
| 2 | Hatfield, Aimee | 11 | XAVI | 54.16 |
| 3 | Foliaki, Alora | 12 | DRHS | 53.41 |
| 4 | Toris, Victoria | 11 | PINN | 51.02 |
| 5 | Ankeney, Annab | 10 | DVHS | 52.94 |
| 6 | Houck, Veronica | 12 | CNTN | 53.69 |
| 7 | Cannon, Alexis | 11 | PINN | 54.37 |
| 8 | Keenan, Jennifer | 10 | XAVI | 54.56 |

Alternates

| | | | | |
|---|----------------|----|------|-------|
| 1 | Basile, Azaria | 12 | SKYL | 56.15 |
| 2 | Herr, Lexie | 12 | DRHS | 56.15 |
| 3 | Brown, Kali | 09 | MVME | 56.24 |

#115 Girls 500 Yard Freestyle

| | | | |
|-------------------|----------------|-------------|----------------------------------|
| AZ. State: | 4:42.61 | 2007 | Ashley Evans |
| Facility: | 4:53.85 | 2012 | Whited, Isabel |
| | 4:52.31 | | AA-A All-American Auto. |
| | 4:57.63 | | AA-C All-American Consid. |

| Lane Name | Yr | School | Seed Time |
|-----------|----|--------|-----------|
|-----------|----|--------|-----------|

Heat 1 of 4 Prelims

| | | | | |
|---|------------------|----|------|---------|
| 1 | Otto, Kaeli | 10 | IRHS | 5:23.98 |
| 2 | Vanderwerf, Alis | 09 | DVHS | 5:20.86 |
| 3 | Webb, Victoria | 11 | CHAP | 5:19.37 |
| 4 | Kovacs, Madelei | 09 | DVHS | 5:18.35 |
| 5 | Rincon, Maren | 12 | BASH | 5:18.48 |
| 6 | Wilkins, Scout | 10 | CHAN | 5:20.47 |
| 7 | Gorzen, Natassia | 09 | MCCL | 5:23.82 |
| 8 | Weight, Ryleigh | 11 | PERR | 5:24.02 |

Heat 2 of 4 Prelims

| | | | | |
|---|------------------|----|------|---------|
| 1 | Hernandez Medi | 11 | MCCL | 5:17.15 |
| 2 | Gruender, Tiana | 11 | MVME | 5:15.28 |
| 3 | Seddon, Jamie | 09 | HAMI | 5:12.12 |
| 4 | Leverenz, Briann | 11 | RINC | 5:03.27 |
| 5 | Herbst, Hannah | 11 | DMHS | 5:07.05 |
| 6 | Moore, Katie | 11 | BOUL | 5:13.52 |
| 7 | Augustain, Seren | 09 | BASH | 5:15.74 |
| 8 | LaPorte, Grace | 10 | PINN | 5:17.77 |

Heat 3 of 4 Prelims

| | | | | |
|---|------------------|----|------|---------|
| 1 | Church, Kendall | 12 | MRHS | 5:16.82 |
| 2 | Horvath, Grace | 09 | MPHS | 5:14.45 |
| 3 | Spielman, Erin | 10 | DVHS | 5:12.06 |
| 4 | Whited, Isabel | 10 | PINN | 4:59.64 |
| 5 | Kowalski, Ceceli | 11 | DVHS | 5:06.25 |
| 6 | Quon, Karilyn | 10 | CDSH | 5:13.32 |
| 7 | Blomquist, Criss | 09 | CHAP | 5:15.47 |
| 8 | Church, Kelly | 09 | MRHS | 5:17.49 |

Heat 4 of 4 Prelims

| | | | | |
|---|-----------------|----|------|---------|
| 1 | Johnson, Holli | 09 | MRHS | 5:16.68 |
| 2 | Harrison, Emily | 12 | ARCA | 5:14.41 |
| 3 | Allen, Madeline | 11 | XAVI | 5:12.03 |
| 4 | Palomino, Adria | 11 | CHAN | 4:59.45 |
| 5 | Thomas, Kelsey | 12 | CHAN | 5:03.65 |
| 6 | Creswick, Lilly | 10 | XAVI | 5:12.37 |
| 7 | Mashore, Kayle | 11 | REDM | 5:15.46 |
| 8 | Milewski, Samar | | ARCA | 5:17.46 |

Alternates

| | | | | |
|---|------------------|----|------|---------|
| 1 | Ramirez, Rachae | 10 | RINC | 5:25.42 |
| 2 | Gulbranson, Sara | 10 | DRHS | 5:26.88 |

Arizona State Swimming & Diving Championships

November 8-9, 2013

Meet Program - Division I Prelims Girls

#117 Girls 200 Yard Freestyle Relay
AZ. State: 1:35.21 2010 Xavier Prep
S Graif, A Bender, T Anchustegui, K Zsiga
Facility: 1:36.19 2012 Pinnacle
1:36.48 AA-A All-American Auto.
1:38.03 AA-C All-American Consid.

| Lane Team | Relay | Seed Time |
|----------------------------|-------|-----------|
| Heat 1 of 3 Prelims | | |
| 1 MRHS | A | 1:45.61 |
| 2 HORI | A | 1:44.70 |
| 3 MVME | A | 1:41.43 |
| 4 DVHS | A | 1:38.99 |
| 5 CHAN | A | 1:40.76 |
| 6 REDM | A | 1:43.38 |
| 7 IRHS | A | 1:45.37 |
| 8 MARC | A | 1:46.28 |

| | | |
|----------------------------|---|---------|
| Heat 2 of 3 Prelims | | |
| 1 MESQ | A | 1:45.57 |
| 2 LIBE | A | 1:44.15 |
| 3 BOUL | A | 1:41.34 |
| 4 CHAP | A | 1:38.45 |
| 5 HAMI | A | 1:40.56 |
| 6 DOBS | A | 1:43.22 |
| 7 WWHS | A | 1:45.09 |
| 8 MPHS | A | 1:46.12 |

| | | |
|----------------------------|---|--------------|
| Heat 3 of 3 Prelims | | |
| 1 MCCL | A | 1:45.55 |
| 2 RINC | A | 1:44.01 |
| 3 DRHS | A | 1:40.77 |
| 4 PINN | A | 1:36.65 AA-C |
| 5 XAVI | A | 1:40.07 |
| 6 SUNN | A | 1:42.92 |
| 7 CDSH | A | 1:44.74 |
| 8 BASH | A | 1:46.02 |

Alternates

| | | |
|--------------------|---|---------|
| 1 Arcadia High Sch | A | 1:46.46 |
| 2 Highland High S | A | 1:46.56 |

#119 Girls 100 Yard Backstroke
AZ. State: 53.68 1996 Misty Hyman
Facility: 55.15 2012 Bilquist, Amy
55.57 AA-A All-American Auto.
56.78 AA-C All-American Consid.

| Lane Name | Yr | School | Seed Time |
|----------------------------|----|--------|-----------|
| Heat 1 of 4 Prelims | | | |
| 1 | | | |
| 2 | | | |
| 3 Hurowyj, Katrin | 10 | REDM | 1:03.98 |
| 4 Brunt, Lauren | 12 | O'CON | 1:03.64 |
| 5 Hall, Sidnee | 11 | HAMI | 1:03.96 |
| 6 | | | |
| 7 | | | |
| 8 | | | |

| | | | | |
|----------------------------|------------------|----|------|---------|
| Heat 2 of 4 Prelims | | | | |
| 1 | Murphy, Macken | 12 | REDM | 1:03.42 |
| 2 | Nichols, Madelin | 11 | DVHS | 1:01.66 |
| 3 | Mann, Allison | 12 | SUNN | 59.93 |
| 4 | Wang, Jocelyn | 10 | CHAN | 58.79 |
| 5 | Forbes, Kennedy | 09 | PINN | 59.78 |
| 6 | Bley, Emily | 11 | MCCL | 1:01.20 |
| 7 | Gaines, Lauren | 09 | DVHS | 1:02.08 |
| 8 | | | | |

| | | | | |
|----------------------------|------------------|----|------|---------|
| Heat 3 of 4 Prelims | | | | |
| 1 | Newbold, Kelsey | 12 | RINC | 1:03.09 |
| 2 | Rafferty, McKen | 11 | MPHS | 1:01.56 |
| 3 | Richards, Emma | 12 | HORI | 59.84 |
| 4 | Broome, Emma | 09 | CHAP | 58.70 |
| 5 | Fazio, Samantha | 11 | PINN | 59.61 |
| 6 | Mitchell, Mariah | 12 | XAVI | 1:00.25 |
| 7 | Garvy, Sydney | 09 | DVHS | 1:02.05 |
| 8 | | | | |

| | | | | |
|----------------------------|-----------------|----|------|---------|
| Heat 4 of 4 Prelims | | | | |
| 1 | Bowman, Kaylee | 11 | DRHS | 1:02.59 |
| 2 | Spielman, Erin | 10 | DVHS | 1:01.38 |
| 3 | Borst, Lauren | 10 | CHAP | 59.84 |
| 4 | McMullin, Taylo | 12 | MARC | 58.12 |
| 5 | Harrison, Matti | 10 | ARCA | 58.92 |
| 6 | Bolin, Madeline | 12 | IRHS | 1:00.21 |
| 7 | Dinch, Natalie | 09 | LIBE | 1:01.87 |
| 8 | Burnett, Payton | 11 | XAVI | 1:03.47 |

Alternates

| | | | | |
|---|--------------|----|------|---------|
| 1 | Hong, Amy | 12 | CDSH | 1:06.15 |
| 2 | Leo, Caitlyn | 12 | IRHS | 1:06.24 |

#121 Girls 100 Yard Breaststroke
AZ. State: 1:00.68 2009 Katie Olsen
Facility: 1:03.01 2012 Borendame, Sara
1:03.77 AA-A All-American Auto.
1:05.10 AA-C All-American Consid.

| Lane Name | Yr | School | Seed Time | |
|----------------------------|-------------------|--------|-----------|---------|
| Heat 1 of 4 Prelims | | | | |
| 1 | Jones, Jocelyn | 09 | XAVI | 1:12.49 |
| 2 | Hassell, Kennedy | 11 | MVME | 1:11.92 |
| 3 | O'Connell, Aniss | 11 | MILL | 1:11.71 |
| 4 | Dafoe, Hanna | 11 | CHAP | 1:11.10 |
| 5 | Hick, Alice | 10 | XAVI | 1:11.37 |
| 6 | Purtell, Sarah | 11 | REDM | 1:11.76 |
| 7 | Croswhite, Bristy | 09 | CHAN | 1:12.24 |
| 8 | Seiber, Samantha | 09 | LIBE | 1:12.56 |

| | | | | |
|----------------------------|------------------|----|------|---------|
| Heat 2 of 4 Prelims | | | | |
| 1 | Holmes, Jane | 12 | HORI | 1:10.49 |
| 2 | Covello, Kristen | 09 | TUCS | 1:09.36 |
| 3 | Bailey, Eleora | 09 | RINC | 1:08.04 |
| 4 | Mann, Audrey | 12 | SUNN | 1:06.55 |
| 5 | Grijalva, Ashley | 12 | GILB | 1:07.24 |
| 6 | Richardson, Rae | 11 | PERR | 1:08.95 |
| 7 | Krause, Miranda | 11 | WWHS | 1:10.16 |
| 8 | Halle, Lauren | 10 | HAMI | 1:11.02 |

| | | | | |
|----------------------------|-------------------|----|------|---------|
| Heat 3 of 4 Prelims | | | | |
| 1 | Schmidgall, Mak | 12 | GILB | 1:10.30 |
| 2 | Martin, Emily | 10 | BOUL | 1:09.29 |
| 3 | McInnelly, Marina | 09 | CHAN | 1:07.94 |
| 4 | Shewchuk, Tayl | 11 | CHAP | 1:06.38 |
| 5 | Houck, Veronica | 12 | CNTN | 1:07.23 |
| 6 | Bower, Jackie | 12 | LIBE | 1:08.77 |
| 7 | Nguyen, Phi | 11 | CHAN | 1:09.94 |
| 8 | Quah, Eliza | 11 | DVHS | 1:10.84 |

| | | | | |
|----------------------------|------------------|----|------|---------|
| Heat 4 of 4 Prelims | | | | |
| 1 | Quinn, Shelby | 11 | DRHS | 1:10.23 |
| 2 | Mader, Anuschka | 10 | HAMI | 1:09.03 |
| 3 | Takach, Sarah | 11 | HORI | 1:07.31 |
| 4 | Valenzuela, Chri | 12 | XAVI | 1:05.62 |
| 5 | Yancy, Alyson | 09 | PINN | 1:06.90 |
| 6 | Kaplan, Erica | 11 | HAMI | 1:08.61 |
| 7 | Ashley, Cloe | 11 | MVME | 1:09.63 |
| 8 | Garner, Amy | 09 | MVME | 1:10.62 |

Alternates

| | | | | |
|---|-----------------|----|------|---------|
| 1 | Grimes, Nora | 09 | BOUL | 1:12.69 |
| 2 | Peterson, Sidra | 11 | DOBS | 1:13.09 |

#123 Girls 400 Yard Freestyle Relay
AZ. State: 3:27.63 2007 Desert Mountain
Facility: 3:29.39 2012 Pinnacle
3:29.68 AA-A All-American Auto.
3:33.05 AA-C All-American Consid.

| Lane Team | Relay | Seed Time | |
|----------------------------|-------|-----------|---------|
| Heat 1 of 3 Prelims | | | |
| 1 | IRHS | A | 3:50.25 |
| 2 | LIBE | A | 3:45.78 |
| 3 | DRHS | A | 3:42.70 |
| 4 | DVHS | A | 3:37.26 |
| 5 | BOUL | A | 3:39.58 |
| 6 | ARCA | A | 3:44.96 |
| 7 | DMHS | A | 3:49.33 |
| 8 | DOBS | A | 3:54.53 |

| | | | | |
|----------------------------|------|---|---------|--|
| Heat 2 of 3 Prelims | | | | |
| 1 | MPHS | A | 3:49.82 | |
| 2 | SUNN | A | 3:45.57 | |
| 3 | MVME | A | 3:42.42 | |
| 4 | CHAP | A | 3:33.27 | |
| 5 | XAVI | A | 3:38.47 | |
| 6 | MRHS | A | 3:43.45 | |
| 7 | HORI | A | 3:47.38 | |
| 8 | PERR | A | 3:54.25 | |

| | | | | |
|----------------------------|------|---|--------------|--|
| Heat 3 of 3 Prelims | | | | |
| 1 | REDM | A | 3:49.48 | |
| 2 | MCCL | A | 3:45.28 | |
| 3 | HAMI | A | 3:40.28 | |
| 4 | PINN | A | 3:30.49 AA-C | |
| 5 | CHAN | A | 3:37.60 | |
| 6 | BASH | A | 3:42.93 | |
| 7 | RINC | A | 3:46.40 | |
| 8 | WWHS | A | 3:51.41 | |

Alternates

| | | | |
|---|-----------------|---|---------|
| 1 | Mesquite High S | A | 3:54.59 |
| 2 | Highland High S | A | 3:54.63 |

Arizona State Swimming & Diving Championships

November 8-9, 2013

Meet Program - Division II Prelims Boys

| #202 Boys 200 Yard Medley Relay | | | | Heat 3 of 4 Prelims | | | | Heat 4 of 4 Prelims | | | | | | |
|---|-------------------|-------|-----------|--|----------------------------|------------------|-------|----------------------------|--------------------------------------|-------------------|------------------|-------|---------|------------|
| AZ. State: 1:32.33 2009 Brophy Prep | | | | 1 | Webb, Pat | 12 | KING | 1:55.65 | 1 | Bennett, Mako | 09 | BMHS | 2:15.32 | |
| 1:34.51 AA-A All-American Auto. | | | | 2 | Wildfang, Devin | 12 | VERR | 1:55.04 | 2 | Phelps, Jordan | 11 | SHAD | 2:13.81 | |
| 1:36.18 AA-C All-American Consid. | | | | 3 | Ring, Caleb | 11 | NPRES | 1:50.27 | 3 | McGinnis, Conn | 12 | SALP | 2:09.96 | |
| Lane | Team | Relay | Seed Time | 4 | Temple, Grant | 12 | PRES | 1:47.36 | 4 | Flygare, Colton | 12 | QCHS | 2:01.43 | |
| Heat 1 of 3 Prelims | | | | 5 | Carver, Caden | | LHHS | 1:49.84 | 5 | Krupitzer, Kevin | 12 | CMPO | 2:06.29 | |
| 1 | VERR | A | 1:52.53 | 6 | Warden, Christof | 12 | CDOH | 1:53.10 | 6 | Jordan, Cole | 11 | CMPO | 2:12.79 | |
| 2 | CACT | A | 1:50.74 | 7 | Haycraft, Jude | 12 | CMPO | 1:55.47 | 7 | Rangel, Andrew | 11 | SETO | 2:14.89 | |
| 3 | SUNR | A | 1:48.82 | 8 | Brynnel, Odhin | 10 | CFHS | 1:57.10 | 8 | Muhn, George | 11 | SHAD | 2:16.30 | |
| 4 | SHAD | A | 1:45.21 | Heat 4 of 4 Prelims | | | | Alternates | | | | | | |
| 5 | PRES | A | 1:46.84 | 1 | Sansom, Drew | 12 | DCHS | 1:55.64 | 1 | Osborn, Kempton | 09 | GILA | 2:20.93 | |
| 6 | WICK | A | 1:50.24 | 2 | Montes, Evan | 12 | FLAG | 1:54.57 | 2 | Heisey, Stanley | 12 | BUCK | 2:21.21 | |
| 7 | GILA | A | 1:51.70 | 3 | Graunke, Adam | 12 | CMPO | 1:50.07 | #208 Boys 50 Yard Freestyle | | | | | |
| 8 | MUHS | A | 1:54.85 | 4 | Montour, Max | 11 | CORT | 1:46.71 | AZ. State: 19.84 2008 Herbie Behm | | | | | |
| Heat 2 of 3 Prelims | | | | 5 | Baer, Dimitry | 12 | CORO | 1:48.69 | 20.84 AA-A All-American Auto. | | | | | |
| 1 | BMHS | A | 1:52.35 | 6 | Fail, Brooks | 09 | CFHS | 1:51.72 | 21.14 AA-C All-American Consid. | | | | | |
| 2 | NPRES | A | 1:50.61 | 7 | Betz, Bridger | 10 | WFHS | 1:55.24 | Lane Name Yr School Seed Time | | | | | |
| 3 | NOTR | A | 1:47.77 | 8 | Furner, Dallin | 11 | QCHS | 1:56.83 | Heat 1 of 4 Prelims | | | | | |
| 4 | LHHS | A | 1:45.11 | Alternates | | | | 1 | Johnson, Andrew | 12 | PEOR | 24.11 | | |
| 5 | SALP | A | 1:46.15 | 1 | Phillips, Hayden | 12 | WFHS | 2:00.41 | 2 | Julian, Austin | 11 | SHAD | 24.08 | |
| 6 | HIGL | A | 1:49.99 | 2 | Zang, Brent | | CHOL | 2:00.94 | 3 | Buckman, Jack | | LHHS | 23.97 | |
| 7 | FLOR | A | 1:51.15 | #206 Boys 200 Yard IM | | | | 4 | Valcke, Nick | 10 | SALP | 23.82 | | |
| 8 | THUN | A | 1:53.57 | AZ. State: 1:49.41 2001 Dave Rollins/AlexLendr | | | | 5 | Phillips, Hayden | 12 | WFHS | 23.93 | | |
| Heat 3 of 3 Prelims | | | | 1:51.12 AA-A All-American Auto. | | | | 6 | Grim, Hunter | 11 | SALP | 24.03 | | |
| 1 | CGHS | A | 1:51.86 | 1:53.19 AA-C All-American Consid. | | | | 7 | Keith, Kadin | 10 | QCHS | 24.10 | | |
| 2 | WFHS | A | 1:50.31 | Lane Name Yr School Seed Time | | | | 8 | Coverdale, Branc | 10 | CFHS | 24.12 | | |
| 3 | CMPO | A | 1:46.98 | Heat 1 of 4 Prelims | | | | Heat 2 of 4 Prelims | | | | | | |
| 4 | QCHS | A | 1:43.98 | 1 | Jones, Hugh | 10 | QCHS | 2:18.51 | 1 | Burrow, Grayson | 12 | SUNR | 23.72 | |
| 5 | CFHS | A | 1:45.39 | 2 | Davis, Stephen | 12 | CACT | 2:18.11 | 2 | Thomas, Micah | 11 | EFHS | 23.50 | |
| 6 | EFHS | A | 1:49.97 | 3 | Romero, Jimmie | 10 | HIGL | 2:17.12 | 3 | Fitzpatrick, Evan | | LHHS | 22.97 | |
| 7 | CDOH | A | 1:50.82 | 4 | Williamson, Blak | 10 | FLAG | 2:16.77 | 4 | Rodgers, Brendei | 11 | SUNR | 22.23 | |
| 8 | GCAC | A | 1:52.57 | 5 | Bushong, Chase | 12 | WASH | 2:17.07 | 5 | Yingling, David | 12 | KING | 22.73 | |
| Alternates | | | | 6 | Wu, Brendan | 11 | VERR | 2:17.46 | 6 | Rosta, Kyler | 12 | FLOR | 23.27 | |
| 1 | Walden Grove H | A | 1:55.65 | 7 | Porter, Ren | 11 | WFHS | 2:18.27 | 7 | Bartlett, Braxton | 12 | QCHS | 23.64 | |
| 2 | Tempe Prep Higl | A | 1:55.85 | 8 | Konieczny, Robb | 12 | WFHS | 2:19.00 | 8 | Valdez, David | 10 | CACT | 23.78 | |
| #204 Boys 200 Yard Freestyle | | | | Heat 2 of 4 Prelims | | | | Heat 3 of 4 Prelims | | | | | | |
| AZ. State: 1:36.33 2010 Tyler Messerschmidt | | | | 1 | Judstra, Colin | 11 | CFHS | 2:15.93 | 1 | Alonso, Allen | 11 | KOFA | 23.68 | |
| 1:39.35 AA-A All-American Auto. | | | | 2 | Seyller, Sean | 09 | CFHS | 2:14.49 | 2 | Hurkett, Colin | 12 | SEDO | 23.46 | |
| 1:41.14 AA-C All-American Consid. | | | | 3 | Parsley, Chanse | 12 | BUCK | 2:12.67 | 3 | Sugaski, Grant | 11 | CGHS | 22.88 | |
| Lane | Name | Yr | School | Seed Time | 4 | Scharbrough, Mi | | LHHS | 2:02.64 | 4 | Baker, Austin | 10 | GCAC | 22.18 |
| Heat 1 of 4 Prelims | | | | 5 | Kata, Nick | | LHHS | 2:09.52 | 5 | Starkweather, Jo | 12 | NOTR | 22.47 | |
| 1 | Packard, Connely | 11 | SHAD | 1:59.83 | 6 | Penado, Clark | 10 | NPRES | 2:13.79 | 6 | Kellogg, Briggs | 12 | HIGL | 23.25 |
| 2 | Gardner, Michae | 12 | GREE | 1:59.35 | 7 | Gray, Parker | 12 | CDOH | 2:15.24 | 7 | Brust, Colin | 12 | SALP | 23.59 |
| 3 | Hocheder, Marti | 09 | CFHS | 1:59.09 | 8 | Cummings, Josh | 11 | SHAD | 2:16.67 | 8 | Lines, Hunter | 11 | GILA | 23.73 |
| 4 | Iannacone, Cody | 12 | WFHS | 1:58.15 | Heat 3 of 4 Prelims | | | | Heat 4 of 4 Prelims | | | | | |
| 5 | Cancino, Christia | 12 | FLAG | 1:58.96 | 1 | Reznicek, Tyler | 10 | WICK | 2:15.76 | 1 | King, Matt | 10 | CFHS | 23.65 |
| 6 | George, Aaron | 10 | CGHS | 1:59.28 | 2 | Turley, Gavin | 10 | QCHS | 2:14.16 | 2 | Kosciolek, Blake | 12 | DEHS | 23.42 |
| 7 | Strohmeier, Dan | 11 | THUN | 1:59.35 | 3 | Deshmukh, Atha | 10 | CFHS | 2:12.66 | 3 | Tillapaugh, Alex | 12 | WICK | 22.85 |
| 8 | Lucker, Joe | 11 | SALP | 2:00.28 | 4 | Lujan, Matt | 11 | CFHS | 2:01.87 | 4 | Osborn, J.J. | 12 | SAGU | 20.89 AA-C |
| Heat 2 of 4 Prelims | | | | 5 | Furfie, Matthew | 11 | CACT | 2:06.47 | 5 | House, Matt | 12 | CFHS | 22.45 | |
| 1 | Koppel, Jonathar | 11 | CGHS | 1:55.75 | 6 | Montes, Evan | 12 | FLAG | 2:12.84 | 6 | Williams, Sean | 10 | MUHS | 22.98 |
| 2 | Breinholt, Josepf | 09 | SABI | 1:55.15 | 7 | Erbstoesser, Jon | 12 | THUN | 2:14.98 | 7 | Garcia-Chacon, I | 11 | FLOW | 23.54 |
| 3 | Cashion, Trey | 12 | WALD | 1:51.01 | 8 | Tanner, Marshall | 09 | SHAD | 2:16.38 | 8 | Sawyer, Jonah | 12 | WFHS | 23.72 |
| 4 | Flygare, Cason | 12 | QCHS | 1:47.51 | Alternates | | | | 1 | Guadnola, Christ | 11 | SHAD | 24.14 | |
| 5 | Dewhurst, Josh | 09 | KOFA | 1:49.93 | | | | | 2 | Baker, Bobby | 12 | CDOH | 24.16 | |
| 6 | Roeger, Griffin | 09 | CMPO | 1:53.17 | | | | | | | | | | |
| 7 | Heinonen, Mike | 10 | NPRES | 1:55.60 | | | | | | | | | | |
| 8 | Butler, Adam | 12 | VALL | 1:57.99 | | | | | | | | | | |

Arizona State Swimming & Diving Championships

November 8-9, 2013

Meet Program - Division II Prelims Boys

#212 Boys 100 Yard Butterfly

| | | | |
|-------------------|--------------|----------------------------------|---------------------------|
| AZ. State: | 47.87 | 2008 | John Wojciechowski |
| | 49.64 | AA-A All-American Auto. | |
| | 50.61 | AA-C All-American Consid. | |

| | | | |
|------------------|-----------|---------------|------------------|
| Lane Name | Yr | School | Seed Time |
|------------------|-----------|---------------|------------------|

Heat 1 of 4 Prelims

| | | | |
|-------------------|----|------|---------|
| 1 Barlow, Billy | 11 | PRES | 1:02.08 |
| 2 Hudson, David | 09 | TEPR | 1:01.91 |
| 3 Bockisch, Scott | 10 | CFHS | 1:00.95 |
| 4 Spitzer, Austin | 11 | RIVA | 1:00.58 |
| 5 Davis, Stephen | 12 | CACT | 1:00.78 |
| 6 Onaka, Kenji | 11 | SUNR | 1:01.40 |
| 7 Stage, Nick | 11 | YOUN | 1:02.02 |
| 8 Scott, Trevor | 12 | FLOR | 1:02.27 |

Heat 2 of 4 Prelims

| | | | |
|--------------------|----|------|---------|
| 1 Chappel, Kyle | 12 | KOFA | 1:00.32 |
| 2 Butler, Adam | 12 | VALL | 59.78 |
| 3 Konieczny, Robt | 12 | WFHS | 57.31 |
| 4 Starkweather, Jo | 12 | NOTR | 52.92 |
| 5 Furfie, Matthew | 11 | CACT | 56.38 |
| 6 Phelps, Jordan | 11 | SHAD | 59.07 |
| 7 Finn, Brendan | 10 | CFHS | 1:00.00 |
| 8 Stout, Cameron | 12 | FLOR | 1:00.46 |

Heat 3 of 4 Prelims

| | | | |
|--------------------|----|------|---------|
| 1 Balsarak, Kevin | 09 | SALP | 1:00.15 |
| 2 Seyller, Sean | 09 | CFHS | 59.55 |
| 3 Carstensen, Jimn | | LHHS | 57.11 |
| 4 Temple, Grant | 12 | PRES | 50.72 |
| 5 Peterson, Jaxton | 10 | PRES | 56.17 |
| 6 Hammer, Logan | 11 | CMPO | 58.92 |
| 7 Robinson, Willia | 12 | HIGL | 59.91 |
| 8 Garcia-Chacon, I | 11 | FLOW | 1:00.37 |

Heat 4 of 4 Prelims

| | | | | |
|-------------------|----|------|---------|------|
| 1 Thomas, Micah | 11 | EFHS | 1:00.14 | |
| 2 Andrews, Chase | 12 | SAGU | 59.53 | |
| 3 Kline, Zabric | 09 | BOUR | 56.83 | |
| 4 Osborn, J.J. | 12 | SAGU | 50.37 | AA-C |
| 5 Osborn, Logan | 11 | GILA | 55.93 | |
| 6 Magat, Stephen | 11 | VERR | 58.17 | |
| 7 Watson, Camero | 12 | SHAD | 59.91 | |
| 8 Blinston, Camer | 12 | BMHS | 1:00.34 | |

Alternates

| | | | |
|------------------|----|------|---------|
| 1 Kuhl, Jacob | 11 | CMPO | 1:02.30 |
| 2 Rivers, Joshua | 11 | PEOR | 1:02.42 |

#214 Boys 100 Yard Freestyle

| | | | |
|-------------------|--------------|----------------------------------|----------------------------|
| AZ. State: | 43.71 | 2010 | Tyler Messerschmidt |
| | 45.50 | AA-A All-American Auto. | |
| | 46.18 | AA-C All-American Consid. | |

| | | | |
|------------------|-----------|---------------|------------------|
| Lane Name | Yr | School | Seed Time |
|------------------|-----------|---------------|------------------|

Heat 1 of 4 Prelims

| | | | |
|---------------------|----|------|-------|
| 1 White, Brandon | 11 | SHAD | 53.77 |
| 2 Karn, Bruce | 12 | COOL | 53.63 |
| 3 Erbstoesser, Joel | 11 | THUN | 53.54 |
| 4 Hurkett, Colin | 12 | SEDO | 53.43 |
| 5 Phung, Jeremy | 11 | GCAC | 53.53 |
| 6 Magat, Stephen | 11 | VERR | 53.58 |
| 7 Denham, Dougla | 12 | SRHS | 53.63 |
| 8 Keith, Kadin | 10 | QCHS | 53.81 |

Heat 2 of 4 Prelims

| | | | |
|--------------------|----|------|-------|
| 1 Lines, Hunter | 11 | GILA | 52.53 |
| 2 Grossman, Nick | 10 | SAGU | 52.08 |
| 3 Bilbrey, Braxton | 10 | NOTR | 51.21 |
| 4 Graunke, Adam | 12 | CMPO | 50.19 |
| 5 House, Matt | 12 | CFHS | 50.82 |
| 6 Brust, Colin | 12 | SALP | 51.71 |
| 7 Henkiel, Trevor | 10 | NPRE | 52.27 |
| 8 Sullivan, Sammu | 10 | SRHS | 52.85 |

Heat 3 of 4 Prelims

| | | | |
|--------------------|----|------|-------|
| 1 Baker, Garrett | 12 | HIGL | 52.50 |
| 2 Leighton, Jack | 09 | CFHS | 51.93 |
| 3 Wokasch, Anthoi | 10 | QCHS | 50.85 |
| 4 Yingling, David | 12 | KING | 49.62 |
| 5 Tillapaugh, Alex | 12 | WICK | 50.74 |
| 6 Valdez, David | 10 | CACT | 51.57 |
| 7 Jordan, Luc | 12 | CMPO | 52.13 |
| 8 Burrow, Grayson | 12 | SUNR | 52.82 |

Heat 4 of 4 Prelims

| | | | |
|---------------------|----|------|-------|
| 1 Breinholt, Joseph | 09 | SABI | 52.30 |
| 2 King, Matt | 10 | CFHS | 51.86 |
| 3 Williams, Sean | 10 | MUHS | 50.84 |
| 4 Baker, Austin | 10 | GCAC | 48.01 |
| 5 Peterson, Jaxton | 10 | PRES | 50.26 |
| 6 Kellogg, Briggs | 12 | HIGL | 51.38 |
| 7 Kosciolk, Blake | 12 | DEHS | 52.09 |
| 8 Hammer, Logan | 11 | CMPO | 52.65 |

Alternates

| | | | |
|---------------|----|------|-------|
| 1 Casey, John | 10 | SALP | 53.82 |
| 2 Utley, Sam | 11 | GCAC | 53.86 |

#216 Boys 500 Yard Freestyle

| | | | |
|-------------------|----------------|----------------------------------|---------------------|
| AZ. State: | 4:27.67 | 2008 | Alex Lendrum |
| | 4:30.22 | AA-A All-American Auto. | |
| | 4:35.31 | AA-C All-American Consid. | |

| | | | |
|------------------|-----------|---------------|------------------|
| Lane Name | Yr | School | Seed Time |
|------------------|-----------|---------------|------------------|

Heat 1 of 4 Prelims

| | | | |
|---------------------|----|------|---------|
| 1 Aguirre, Francisc | 11 | SALP | 5:35.39 |
| 2 Romero, Jimmie | 10 | HIGL | 5:32.66 |
| 3 Heisey, Stanley | 12 | BUCK | 5:31.81 |
| 4 French, Nolan | | LHHS | 5:30.46 |
| 5 Barrio, Nathaniel | 11 | THUN | 5:30.89 |
| 6 Parks, Wesley | 12 | SHAD | 5:32.16 |
| 7 Ruppenthal, Etha | 11 | DEHS | 5:35.00 |
| 8 Del Risco, Diego | 10 | WFHS | 5:35.79 |

Heat 2 of 4 Prelims

| | | | |
|--------------------|----|------|---------|
| 1 Lucker, Joe | 11 | SALP | 5:19.64 |
| 2 Sansom, Drew | 12 | DCHS | 5:15.35 |
| 3 Koppel, Jonathar | 11 | CGHS | 5:11.63 |
| 4 Dewhurst, Josh | 09 | KOFA | 4:59.29 |
| 5 Duffield, Andy | 09 | CFHS | 5:07.36 |
| 6 Wildfang, Devin | 12 | VERR | 5:13.03 |
| 7 Finn, Brendan | 10 | CFHS | 5:18.33 |
| 8 Graunke, Timoth | 09 | CMPO | 5:26.25 |

Heat 3 of 4 Prelims

| | | | |
|-------------------|----|------|---------|
| 1 Kline, Zabric | 09 | BOUR | 5:18.80 |
| 2 Brynnel, Odhin | 10 | CFHS | 5:14.42 |
| 3 Haycraft, Jude | 12 | CMPO | 5:11.17 |
| 4 Baer, Dimitry | 12 | CORO | 4:52.14 |
| 5 Heinonen, Mike | 10 | NPRE | 5:04.78 |
| 6 Worden, Christo | 12 | CDOH | 5:12.77 |
| 7 Webb, Pat | 12 | KING | 5:16.33 |
| 8 Zang, Brent | | CHOL | 5:22.41 |

Heat 4 of 4 Prelims

| | | | |
|---------------------|----|------|---------|
| 1 Furner, Dallin | 11 | QCHS | 5:18.63 |
| 2 Roeger, Griffin | 09 | CMPO | 5:13.41 |
| 3 Osborn, Logan | 11 | GILA | 5:08.61 |
| 4 Flygare, Cason | 12 | QCHS | 4:46.05 |
| 5 Fail, Brooks | 09 | CFHS | 4:59.39 |
| 6 Betz, Bridger | 10 | WFHS | 5:11.66 |
| 7 Cancino, Christie | 12 | FLAG | 5:16.04 |
| 8 Kata, Nick | | LHHS | 5:21.65 |

Alternates

| | | | |
|--------------------|----|------|---------|
| 1 Beaudette, Spenc | 11 | WFHS | 5:37.06 |
| 2 Gardner, Michae | 12 | GREE | 5:37.93 |

#218 Boys 200 Yard Freestyle Relay

| | | | |
|-------------------|----------------|----------------------------------|--------------------|
| AZ. State: | 1:23.86 | 2004 | Brophy Prep |
| | 1:25.26 | AA-A All-American Auto. | |
| | 1:26.75 | AA-C All-American Consid. | |

| | | |
|------------------|--------------|------------------|
| Lane Team | Relay | Seed Time |
|------------------|--------------|------------------|

Heat 1 of 3 Prelims

| | | |
|--------|---|---------|
| 1 MUHS | A | 1:39.09 |
| 2 WICK | A | 1:37.28 |
| 3 SALP | A | 1:36.13 |
| 4 PRES | A | 1:33.11 |
| 5 WFHS | A | 1:33.99 |
| 6 CACT | A | 1:36.74 |
| 7 GILA | A | 1:38.51 |
| 8 CTRL | A | 1:39.67 |

Heat 2 of 3 Prelims

| | | |
|--------|---|---------|
| 1 GREE | A | 1:38.84 |
| 2 SEDO | A | 1:37.26 |
| 3 SUNR | A | 1:35.84 |
| 4 SAGU | A | 1:33.08 |
| 5 CFHS | A | 1:33.75 |
| 6 SHAD | A | 1:36.55 |
| 7 CDOH | A | 1:37.62 |
| 8 CGHS | A | 1:39.55 |

Heat 3 of 3 Prelims

| | | |
|--------|---|---------|
| 1 FLOR | A | 1:38.69 |
| 2 HIGL | A | 1:36.76 |
| 3 LHHS | A | 1:34.52 |
| 4 QCHS | A | 1:31.61 |
| 5 CMPO | A | 1:33.63 |
| 6 NOTR | A | 1:36.20 |
| 7 EFHS | A | 1:37.31 |
| 8 KOFA | A | 1:39.39 |

Alternates

| | | |
|---------------------|---|---------|
| 1 Cibola High Sch | A | 1:39.74 |
| 2 Gilbert Classical | A | 1:39.81 |

Arizona State Swimming & Diving Championships

November 8-9, 2013

Meet Program - Division II Prelims Boys

#220 Boys 100 Yard Backstroke

| | | | |
|-------------------|--------------|----------------------------------|-------------------|
| AZ. State: | 48.00 | 2004 | Alex Righi |
| | 50.13 | AA-A All-American Auto. | |
| | 51.38 | AA-C All-American Consid. | |

| Lane | Name | Yr | School | Seed | Time |
|------|------|----|--------|------|------|
|------|------|----|--------|------|------|

Heat 1 of 4 Prelims

| | | | | | |
|---|----------------|----|------|--|---------|
| 1 | Rose, Max | 10 | KING | | 1:03.82 |
| 2 | Elle, Nicholas | 10 | CMPO | | 1:03.52 |
| 3 | Jones, Hugh | 10 | QCHS | | 1:03.25 |
| 4 | Porter, Ren | 11 | WFHS | | 1:03.13 |
| 5 | Muhn, George | 11 | SHAD | | 1:03.20 |
| 6 | Travis, Tyler | 10 | WICK | | 1:03.33 |
| 7 | Duran, Levi | 12 | SUNR | | 1:03.67 |
| 8 | Rivers, Joshua | 11 | PEOR | | 1:04.23 |

Heat 2 of 4 Prelims

| | | | | | |
|---|----------------|----|------|--|---------|
| 1 | Watkins, Jeff | 11 | MOHA | | 1:01.86 |
| 2 | Leighton, Jack | 09 | CFHS | | 1:01.07 |
| 3 | Judstra, Colin | 11 | CFHS | | 59.14 |
| 4 | Montour, Max | 11 | CORT | | 53.25 |
| 5 | McGinnis, Conn | 12 | SALP | | 57.92 |
| 6 | Rosta, Kyler | 12 | FLOR | | 1:00.73 |
| 7 | Jenkins, Trace | 11 | EFHS | | 1:01.75 |
| 8 | Barlow, Billy | 11 | PRES | | 1:02.80 |

Heat 3 of 4 Prelims

| | | | | | |
|---|-----------------|----|------|--|---------|
| 1 | Bennett, Mako | 09 | BMHS | | 1:01.80 |
| 2 | Kuhl, Jacob | 11 | CMPO | | 1:00.97 |
| 3 | Parsley, Chanse | 12 | BUCK | | 59.07 |
| 4 | Lujan, Matt | 11 | CFHS | | 52.62 |
| 5 | Ring, Caleb | 11 | NPRE | | 57.83 |
| 6 | Baker, Garrett | 12 | HIGL | | 59.99 |
| 7 | Sawyer, Jonah | 12 | WFHS | | 1:01.46 |
| 8 | Chamberlin, Wes | | QCHS | | 1:02.34 |

Heat 4 of 4 Prelims

| | | | | | |
|---|-----------------|----|------|--|---------|
| 1 | Hadley, Jack | 09 | CFHS | | 1:01.79 |
| 2 | Wokasch, Antho | 10 | QCHS | | 1:00.76 |
| 3 | Henkiel, Trevor | 10 | NPRE | | 59.02 |
| 4 | Cashion, Trey | 12 | WALD | | 51.84 |
| 5 | Carver, Caden | | LHHS | | 57.31 |
| 6 | Reznicek, Tyler | 10 | WICK | | 59.24 |
| 7 | Andrews, Chase | 12 | SAGU | | 1:01.36 |
| 8 | Utley, Sam | 11 | GCAC | | 1:02.26 |

Alternates

| | | | | | |
|---|-----------------|----|------|--|---------|
| 1 | Pace, Kade | 10 | CMPO | | 1:04.39 |
| 2 | Liebman, Marcus | 09 | NOTR | | 1:04.77 |

#222 Boys 100 Yard Breaststroke

| | | | |
|-------------------|--------------|----------------------------------|-----------------------|
| AZ. State: | 56.35 | 2008 | Carl Mickelson |
| | 56.79 | AA-A All-American Auto. | |
| | 57.85 | AA-C All-American Consid. | |

| Lane | Name | Yr | School | Seed | Time |
|------|------|----|--------|------|------|
|------|------|----|--------|------|------|

Heat 1 of 4 Prelims

| | | | | | |
|---|-----------------|----|------|--|---------|
| 1 | Mahmoud, Ali | 09 | PRES | | 1:09.33 |
| 2 | Torres, Anthony | 12 | HIGL | | 1:09.10 |
| 3 | Buthmann, Donn | 12 | CIBO | | 1:08.70 |
| 4 | Andrade, Jonath | 10 | CFHS | | 1:08.59 |
| 5 | Reinartz, Jack | | LHHS | | 1:08.65 |
| 6 | Rangel, Andrew | 11 | SETO | | 1:09.03 |
| 7 | Turley, Gavin | 10 | QCHS | | 1:09.24 |
| 8 | Rennie, Derek | 10 | EFHS | | 1:09.67 |

Heat 2 of 4 Prelims

| | | | | | |
|---|------------------|----|------|--|---------|
| 1 | Snoddy, Jeffrey | 09 | TEPR | | 1:07.95 |
| 2 | Duffield, Andy | 09 | CFHS | | 1:06.53 |
| 3 | Rodgers, Brenden | 11 | SUNR | | 1:04.15 |
| 4 | Scharbrough, Mi | | LHHS | | 1:01.02 |
| 5 | Gray, Parker | 12 | CDOH | | 1:03.40 |
| 6 | Jordan, Cole | 11 | CMPO | | 1:05.52 |
| 7 | Erbstoesser, Jon | 12 | THUN | | 1:07.59 |
| 8 | Babbitt, Cole | 11 | NOTR | | 1:08.33 |

Heat 3 of 4 Prelims

| | | | | | |
|---|------------------|----|------|--|---------|
| 1 | Deshmukh, Atha | 10 | CFHS | | 1:07.83 |
| 2 | Nolden, Alex | 12 | FLOW | | 1:06.00 |
| 3 | Flygare, Colton | 12 | QCHS | | 1:04.08 |
| 4 | Sugaski, Grant | 11 | CGHS | | 1:00.92 |
| 5 | Bilbrey, Braxton | 10 | NOTR | | 1:02.61 |
| 6 | Penado, Clark | 10 | NPRE | | 1:05.44 |
| 7 | Strohmeier, Dan | 11 | THUN | | 1:07.28 |
| 8 | Furey, Caleb | 10 | MUHS | | 1:08.14 |

Heat 4 of 4 Prelims

| | | | | | |
|---|-------------------|----|------|--|---------|
| 1 | Chappel, Kyle | 12 | KOFA | | 1:07.76 |
| 2 | Casey, John | 10 | SALP | | 1:05.88 |
| 3 | Bartlett, Braxton | 12 | QCHS | | 1:04.01 |
| 4 | Krupitzer, Kevin | 12 | CMPO | | 1:00.53 |
| 5 | Julian, Austin | 11 | SHAD | | 1:01.80 |
| 6 | Jordan, Luc | 12 | CMPO | | 1:04.88 |
| 7 | Wallace, John | 11 | SALP | | 1:06.76 |
| 8 | Blinston, Camer | 12 | BMHS | | 1:07.99 |

Alternates

| | | | | | |
|---|------------------|----|------|--|---------|
| 1 | Carter, Jakob | 11 | SEDO | | 1:09.89 |
| 2 | Coverdale, Branc | 10 | CFHS | | 1:09.94 |

#224 Boys 400 Yard Freestyle Relay

| | | | |
|-------------------|----------------|----------------------------------|--------------------|
| AZ. State: | 3:05.12 | 2008 | Brophy Prep |
| | 3:07.43 | AA-A All-American Auto. | |
| | 3:10.51 | AA-C All-American Consid. | |

| Lane | Team | Relay | Seed | Time |
|------|------|-------|------|------|
|------|------|-------|------|------|

Heat 1 of 3 Prelims

| | | | | |
|---|------|---|--|---------|
| 1 | SABI | A | | 3:42.31 |
| 2 | GILA | A | | 3:36.52 |
| 3 | NPRE | A | | 3:32.63 |
| 4 | LHHS | A | | 3:26.35 |
| 5 | CACT | A | | 3:32.16 |
| 6 | CGHS | A | | 3:34.60 |
| 7 | NOTR | A | | 3:38.83 |
| 8 | MUHS | A | | 3:42.85 |

Heat 2 of 3 Prelims

| | | | | |
|---|------|---|--|---------|
| 1 | BMHS | A | | 3:40.78 |
| 2 | SHAD | A | | 3:35.80 |
| 3 | PRES | A | | 3:32.43 |
| 4 | CMPO | A | | 3:26.27 |
| 5 | SAGU | A | | 3:30.96 |
| 6 | SALP | A | | 3:34.53 |
| 7 | SEDO | A | | 3:38.48 |
| 8 | SUNR | A | | 3:42.61 |

Heat 3 of 3 Prelims

| | | | | |
|---|------|---|--|---------|
| 1 | HIGL | A | | 3:38.99 |
| 2 | WICK | A | | 3:34.94 |
| 3 | WFHS | A | | 3:32.21 |
| 4 | QCHS | A | | 3:22.79 |
| 5 | CFHS | A | | 3:29.05 |
| 6 | GCAC | A | | 3:32.89 |
| 7 | CDOH | A | | 3:37.40 |
| 8 | THUN | A | | 3:42.40 |

Alternates

| | | | | |
|---|-----------------|---|--|---------|
| 1 | Verrado High Sc | A | | 3:43.62 |
| 2 | Kofa High Schoc | A | | 3:43.97 |

Arizona State Swimming & Diving Championships

November 8-9, 2013

Meet Program - Division II Prelims Girls

| #201 Girls 200 Yard Medley Relay | | | |
|--|------------------|---------|-----------|
| AZ. State: 1:44.98 2005 Xavier | | | |
| 1:46.21 AA-A All-American Auto. | | | |
| 1:48.29 AA-C All-American Consid. | | | |
| Lane | Team | Relay | Seed Time |
| Heat 1 of 3 Prelims | | | |
| 1 | WFHS | A | 2:06.68 |
| 2 | DEHS | A | 2:02.95 |
| 3 | HIGL | A | 2:00.47 |
| 4 | CFHS | A | 1:57.50 |
| 5 | SALP | A | 1:59.30 |
| 6 | SUNR | A | 2:02.14 |
| 7 | SEDO | A | 2:05.02 |
| 8 | GREE | A | 2:07.23 |
| Heat 2 of 3 Prelims | | | |
| 1 | MUHS | A | 2:05.66 |
| 2 | CMPO | A | 2:02.92 |
| 3 | FLAG | A | 2:00.41 |
| 4 | SHAD | A | 1:55.43 |
| 5 | QCHS | A | 1:58.54 |
| 6 | LHHS | A | 2:01.45 |
| 7 | CGHS | A | 2:04.84 |
| 8 | THUN | A | 2:06.88 |
| Heat 3 of 3 Prelims | | | |
| 1 | CDOH | A | 2:05.33 |
| 2 | SABI | A | 2:02.65 |
| 3 | PCDS | A | 2:00.04 |
| 4 | NOTR | A | 1:54.78 |
| 5 | COOL | A | 1:58.53 |
| 6 | SCPR | A | 2:01.24 |
| 7 | VERR | A | 2:03.86 |
| 8 | MOHA | A | 2:06.79 |
| Alternates | | | |
| 1 | Bourgade Cathol | A | 2:07.60 |
| 2 | Tanque Verde Hi | A | 2:07.85 |
| #203 Girls 200 Yard Freestyle | | | |
| AZ. State: 1:47.06 2002 Cait Conceally | | | |
| 1:49.43 AA-A All-American Auto. | | | |
| 1:51.24 AA-C All-American Consid. | | | |
| Lane Name | Yr | School | Seed Time |
| Heat 1 of 4 Prelims | | | |
| 1 | Roden, Kaley | 11 DCHS | 2:13.08 |
| 2 | Kazmar, Audrey | LHHS | 2:12.62 |
| 3 | Johnson, Jessica | 12 PUSC | 2:12.49 |
| 4 | Wiggington, Tar | 12 FLOR | 2:11.25 |
| 5 | Flores, Evelyn | 09 SALP | 2:11.85 |
| 6 | Soley, Emma | 11 SETO | 2:12.61 |
| 7 | Watts, Alexis | 09 CMPO | 2:12.95 |
| 8 | Lenderink, McK | 09 SCCH | 2:13.14 |
| Heat 2 of 4 Prelims | | | |
| 1 | Rappleeya, Ally | 12 FLAG | 2:09.36 |
| 2 | Nelson, Sydney | 12 CMPO | 2:06.38 |
| 3 | Birch, Megan | 11 SABI | 2:02.63 |
| 4 | Diamond, Bonni | 12 CFHS | 1:57.40 |
| 5 | Ward, Natalie | 10 SALP | 1:57.99 |
| 6 | Hodge, Baylee | 10 COOL | 2:06.05 |
| 7 | Gould, Anna | 12 CIBO | 2:07.17 |
| 8 | Milius, Corbyn | 10 WFHS | 2:11.01 |

| Heat 3 of 4 Prelims | | | |
|--|-------------------|---------|-----------|
| 1 | Cosenza, Sara | 11 SUNR | 2:09.07 |
| 2 | Rivera, Marisol | 12 TVHS | 2:06.37 |
| 3 | Gertson, Shelby | 09 SETO | 2:02.07 |
| 4 | Bender, Picabo | 12 VERR | 1:57.28 |
| 5 | McGinnis, Teaga | 09 SALP | 1:57.79 |
| 6 | Vaughn, Naomi | 09 GCHS | 2:05.84 |
| 7 | Sowerwine, Alys | 11 SHAD | 2:06.66 |
| 8 | Ramos, Madeleir | 10 SETO | 2:09.88 |
| Heat 4 of 4 Prelims | | | |
| 1 | Kujawa, Taylor | 09 NOTR | 2:07.93 |
| 2 | Ruppenthal, Meg | 09 DEHS | 2:06.27 |
| 3 | Klosterman, Mer | 12 NOTR | 1:58.94 |
| 4 | Steele, Taylor | 10 SETO | 1:55.07 |
| 5 | Orbach-Mandel, | 12 CFHS | 1:57.42 |
| 6 | Kee, Elizabeth | 11 CMPO | 2:03.69 |
| 7 | Reeves, Samanth | 11 CFHS | 2:06.62 |
| 8 | Roberson, Shelb | 12 CORT | 2:09.70 |
| Alternates | | | |
| 1 | Campbell, Sarah | 11 SCPR | 2:13.47 |
| 2 | Toye, Abigail | 12 SHAD | 2:13.75 |
| #205 Girls 200 Yard IM | | | |
| AZ. State: 1:57.95 2008 Caitlin Leverenz | | | |
| 2:03.03 AA-A All-American Auto. | | | |
| 2:05.27 AA-C All-American Consid. | | | |
| Lane Name | Yr | School | Seed Time |
| Heat 1 of 4 Prelims | | | |
| 1 | Kodet, Aryn | 10 VERR | 2:29.14 |
| 2 | Bailey, Taylor | 09 NPRE | 2:27.97 |
| 3 | Vaaler, Jenna | 09 CFHS | 2:27.72 |
| 4 | Jenkins, Hazel | 09 CFHS | 2:25.69 |
| 5 | Lopez, Lucia | 11 CFHS | 2:26.04 |
| 6 | Ruka, Allison | 10 SUNR | 2:27.84 |
| 7 | Hanley, Amy | 09 GREE | 2:29.07 |
| 8 | Zajdzinski, Abig | 09 MEPR | 2:29.22 |
| Heat 2 of 4 Prelims | | | |
| 1 | Hage, Katrina | 09 CMPO | 2:24.57 |
| 2 | Trujillo, Michell | 10 SALP | 2:22.69 |
| 3 | Cluff, Emily | 11 HIGL | 2:18.76 |
| 4 | Strolic, Caroline | 09 NOTR | 2:12.94 |
| 5 | Kling, Sieara | 09 VERR | 2:16.53 |
| 6 | Liska, Bailee | LHHS | 2:20.96 |
| 7 | Andrade, Samant | 11 CFHS | 2:24.07 |
| 8 | Bender, Olivia | 09 VERR | 2:24.90 |
| Heat 3 of 4 Prelims | | | |
| 1 | Gomez, Diana | 09 GCAC | 2:24.55 |
| 2 | Sowerwine, Mad | 12 SHAD | 2:22.32 |
| 3 | Gemar, Lara | 09 PCDS | 2:18.60 |
| 4 | Babich Morrow, | 12 SCPR | 2:12.41 |
| 5 | Matheson, Nicol | 09 SUNR | 2:15.27 |
| 6 | Clements, Dana | 09 EFHS | 2:20.43 |
| 7 | Alford, Brie | 11 QCHS | 2:23.57 |
| 8 | Reynolds, Maria | 10 QCHS | 2:24.88 |

| Heat 4 of 4 Prelims | | | |
|--------------------------------------|------------------|---------|-----------|
| 1 | Masters, Nicole | 12 FLAG | 2:24.29 |
| 2 | Ford, Riley | 10 SCPR | 2:21.48 |
| 3 | Johnson, Alex | LHHS | 2:17.75 |
| 4 | Holman, Hannah | 11 SHAD | 2:07.10 |
| 5 | Winter, Allison | 11 PCDS | 2:14.45 |
| 6 | McCray, Kenya | 10 DEHS | 2:19.90 |
| 7 | Turk, Julie | 09 SALP | 2:23.04 |
| 8 | Higgins, Katie | VERI | 2:24.82 |
| Alternates | | | |
| 1 | Woolston, Hann | 09 SCPR | 2:30.43 |
| 2 | Latinovich, Mile | 11 CMPO | 2:30.55 |
| #207 Girls 50 Yard Freestyle | | | |
| AZ. State: 22.93 2006 Aleesha Miller | | | |
| 23.42 AA-A All-American Auto. | | | |
| 23.80 AA-C All-American Consid. | | | |
| Lane Name | Yr | School | Seed Time |
| Heat 1 of 4 Prelims | | | |
| 1 | Graves, Abigail | 10 CIBO | 27.19 |
| 2 | Mattingly, Haley | 09 SALP | 27.12 |
| 3 | Barnes, Morgan | 12 THUN | 27.04 |
| 4 | Layton, Emma | 11 CDOH | 26.90 |
| 5 | Powell, Emily | 11 PARA | 26.92 |
| 6 | Sobek, Madeline | 12 NOTR | 27.09 |
| 7 | Hotchkiss, Tess | 12 SHAD | 27.15 |
| 8 | Wallen, Madelin | 09 SALP | 27.20 |
| Heat 2 of 4 Prelims | | | |
| 1 | Hunt, Lyndy | 11 CMPO | 26.81 |
| 2 | Koltz, Megan | 09 CGHS | 26.49 |
| 3 | Sandlin, Searra | 12 AZCP | 25.84 |
| 4 | Kish, Mary | 12 BOUR | 25.00 |
| 5 | McCray, Eboni | 10 DEHS | 25.51 |
| 6 | McBride, Bailey | 10 COOL | 26.29 |
| 7 | Ashford, Julie | 12 COOL | 26.56 |
| 8 | Watts, Alexis | 09 CMPO | 26.85 |
| Heat 3 of 4 Prelims | | | |
| 1 | Roesly, Brittany | 10 SABI | 26.65 |
| 2 | Cox, Ali | 10 CFHS | 26.39 |
| 3 | Hansen, Alexis | 10 CFHS | 25.79 |
| 4 | Dahl, Sydney | 12 CMPO | 24.94 |
| 5 | Quinlan, Keeley | 12 HIGL | 25.51 |
| 6 | Miller, Toko | 11 PRES | 26.16 |
| 7 | Barnes, Ohemaa | 09 TOLL | 26.51 |
| 8 | Kish, Patricia | 10 BOUR | 26.83 |
| Heat 4 of 4 Prelims | | | |
| 1 | Mount, Leah | 11 MUHS | 26.64 |
| 2 | Heiken, Jaidison | 12 QCHS | 26.36 |
| 3 | Velasquez, Moni | 12 SHAD | 25.67 |
| 4 | Duffield, Krista | 12 CFHS | 24.38 |
| 5 | Van Hofwegen, / | 12 PHCH | 25.03 |
| 6 | Saul, Samantha | 11 CFHS | 26.01 |
| 7 | Ramos, Madeleir | 10 SETO | 26.50 |
| 8 | Mattingly, Kylee | 12 SALP | 26.82 |
| Alternates | | | |
| 1 | Wellard, Kylie | 10 GILA | 27.23 |
| 2 | Holverson, Haley | 12 SEDO | 27.26 |

Arizona State Swimming & Diving Championships

November 8-9, 2013

Meet Program - Division II Prelims Girls

#211 Girls 100 Yard Butterfly

AZ. State: 52.41 1996 Misty Hyman
 55.26 AA-A All-American Auto.
 56.30 AA-C All-American Consid.

| Lane Name | Yr | School | Seed Time |
|-----------|----|--------|-----------|
|-----------|----|--------|-----------|

Heat 1 of 4 Prelims

| | | | |
|---|-------------------|----|--------------|
| 1 | | | |
| 2 | | | |
| 3 | Cattani, Victoria | 11 | HIGL 1:08.31 |
| 4 | Gauthier, Andrea | 11 | CDOH 1:07.96 |
| 5 | Cortes, Michelle | 12 | HIGL 1:08.29 |
| 6 | | | |
| 7 | | | |
| 8 | | | |

Heat 2 of 4 Prelims

| | | | |
|---|--------------------|----|--------------|
| 1 | Castille, Sophia | 10 | CMPO 1:06.10 |
| 2 | Houltram, Maddi | 10 | MOHA 1:04.75 |
| 3 | Trujillo, Michell | 10 | SALP 1:02.32 |
| 4 | Duffield, Krista | 12 | CFHS 58.77 |
| 5 | McGinnis, Madis | 11 | COOL 1:00.81 |
| 6 | McCray, Eboni | 10 | DEHS 1:03.83 |
| 7 | Tolsa-Santillan, J | 11 | SALP 1:05.42 |
| 8 | Dunn, Grace | 10 | SALP 1:07.60 |

Heat 3 of 4 Prelims

| | | | |
|---|------------------|----|--------------|
| 1 | Liska, Bailee | | LHHS 1:05.83 |
| 2 | Koltz, Megan | 09 | CGHS 1:04.69 |
| 3 | McCray, Kenya | 10 | DEHS 1:01.88 |
| 4 | Babich Morrow, | 12 | SCPR 58.37 |
| 5 | Van Hofwegen, J | 12 | PHCH 1:00.18 |
| 6 | Baumann, Abiga | 11 | CDOH 1:03.53 |
| 7 | Mattingly, Kylee | 12 | SALP 1:05.17 |
| 8 | Matz, Georgia | 12 | CFHS 1:06.27 |

Heat 4 of 4 Prelims

| | | | |
|---|------------------|----|--------------|
| 1 | Reeves, Samantha | 11 | CFHS 1:05.58 |
| 2 | Vaughn, Naomi | 09 | GCHS 1:03.92 |
| 3 | Kling, Sieara | 09 | VERR 1:01.85 |
| 4 | Getzen, Samantha | 12 | NOTR 57.01 |
| 5 | Steele, Taylor | 10 | SETO 59.09 |
| 6 | Gemar, Lara | 09 | PCDS 1:03.24 |
| 7 | Higgins, Katie | | VERI 1:04.83 |
| 8 | Jenkins, Hazel | 09 | CFHS 1:06.16 |

#213 Girls 100 Yard Freestyle

AZ. State: 49.50 2007 Traycie Swartz
 50.81 AA-A All-American Auto.
 51.57 AA-C All-American Consid.

| Lane Name | Yr | School | Seed Time |
|-----------|----|--------|-----------|
|-----------|----|--------|-----------|

Heat 1 of 3 Prelims

| | | | |
|---|------------------|----|------------|
| 1 | Wiggington, Tar | 12 | FLOR 59.46 |
| 2 | Hazel, Lauren | 09 | FLAG 58.06 |
| 3 | McBride, Bailey | 10 | COOL 56.77 |
| 4 | Nations, Taylor | 10 | SABI 54.85 |
| 5 | Orbach-Mandel, | 12 | CFHS 55.70 |
| 6 | Milius, Corbyn | 10 | WFHS 57.72 |
| 7 | Heiken, Jaidison | 12 | QCHS 58.54 |
| 8 | Cox, Ali | 10 | CFHS 59.63 |

Heat 2 of 3 Prelims

| | | | |
|---|------------------|----|------------|
| 1 | Mattingly, Haley | 09 | SALP 59.21 |
| 2 | Roesly, Brittany | 10 | SABI 58.04 |
| 3 | Ondrejch, Danie | 11 | FLAG 56.26 |
| 4 | McGinnis, Teaga | 09 | SALP 54.41 |
| 5 | Quinlan, Keeley | 12 | HIGL 55.37 |
| 6 | Peters, Elise | 09 | PUSC 57.51 |
| 7 | Mount, Leah | 11 | MUHS 58.54 |
| 8 | O'connell, Dilyn | 09 | WALD 59.54 |

Heat 3 of 3 Prelims

| | | | |
|---|-------------------|----|------------|
| 1 | Kish, Patricia | 10 | BOUR 59.09 |
| 2 | Gould, Anna | 12 | CIBO 57.82 |
| 3 | Velasquez, Moni | 12 | SHAD 56.21 |
| 4 | Dahl, Sydney | 12 | CMPO 53.75 |
| 5 | Getzen, Samanth | 12 | NOTR 55.36 |
| 6 | Saul, Samantha | 11 | CFHS 56.89 |
| 7 | Alarcio-Caldon, J | 12 | CDOH 58.40 |
| 8 | Holverson, Haley | 12 | SEDO 59.49 |

Alternates

| | | | |
|---|-------------------|----|--------------|
| 1 | Benincasa, Jessic | 10 | THUN 59.82 |
| 2 | Dearden, Ashley | 12 | HIGL 59.91 |
| 3 | Brancati, Amand | | SAGU 1:00.39 |
| 4 | Wellard, Kylie | 10 | GILA 1:00.46 |

#215 Girls 500 Yard Freestyle

AZ. State: 4:42.61 2007 Ashley Evans
 4:52.31 AA-A All-American Auto.
 4:57.63 AA-C All-American Consid.

| Lane Name | Yr | School | Seed Time |
|-----------|----|--------|-----------|
|-----------|----|--------|-----------|

Heat 1 of 4 Prelims

| | | | |
|---|--------------------|----|--------------|
| 1 | Tolsa-Santillan, J | 11 | SALP 6:00.13 |
| 2 | Ruka, Allison | 10 | SUNR 5:58.42 |
| 3 | Koons, Emily | | LHHS 5:56.78 |
| 4 | Campbell, Sarah | 11 | SCPR 5:56.06 |
| 5 | Toye, Abigail | 12 | SHAD 5:56.70 |
| 6 | Roden, Kaley | 11 | DCHS 5:56.86 |
| 7 | Guitard, Madisor | 10 | MEPR 5:58.61 |
| 8 | Kelly, Cassidy | 11 | FLAG 6:00.50 |

Heat 2 of 4 Prelims

| | | | |
|---|------------------|----|--------------|
| 1 | Matz, Georgia | 12 | CFHS 5:53.62 |
| 2 | McGinnis, Savan | 09 | COOL 5:45.65 |
| 3 | Sowerwine, Alys | 11 | SHAD 5:39.45 |
| 4 | Bender, Picabo | 12 | VERR 5:12.54 |
| 5 | Gertson, Shelby | 09 | SETO 5:26.40 |
| 6 | Johnson, Chloe | | LHHS 5:42.04 |
| 7 | Johnson, Jessica | 12 | PUSC 5:51.03 |
| 8 | Flores, Evelyn | 09 | SALP 5:53.83 |

Heat 3 of 4 Prelims

| | | | |
|---|------------------|----|--------------|
| 1 | O'connell, Dilyn | 09 | WALD 5:52.67 |
| 2 | Hodge, Baylee | 10 | COOL 5:43.05 |
| 3 | Ford, Riley | 10 | SCPR 5:36.70 |
| 4 | Diamond, Bonnie | 12 | CFHS 5:10.99 |
| 5 | Birch, Megan | 11 | SABI 5:23.50 |
| 6 | Rivera, Marisol | 12 | TVHS 5:41.04 |
| 7 | Hocheder, Erika | 12 | CFHS 5:45.80 |
| 8 | Roberson, Shelby | 12 | CORT 5:53.67 |

Heat 4 of 4 Prelims

| | | | |
|---|-----------------|----|--------------|
| 1 | Gleason, Meg | 12 | DCHS 5:52.42 |
| 2 | Andrade, Samant | 11 | CFHS 5:42.45 |
| 3 | Nelson, Sydney | 12 | CMPO 5:34.09 |
| 4 | Ward, Natalie | 10 | SALP 5:10.35 |
| 5 | Matheson, Nicol | 09 | SUNR 5:20.89 |
| 6 | Ruppenthal, Meg | 09 | DEHS 5:40.07 |
| 7 | Hodge, Larissa | 09 | THUN 5:45.76 |
| 8 | Graves, Abigail | 10 | CIBO 5:53.66 |

Alternates

| | | | |
|---|-----------------|----|--------------|
| 1 | Hubbard, Rianno | 09 | SALP 6:00.83 |
| 2 | Kelley, Riley | 11 | WFHS 6:01.05 |

#217 Girls 200 Yard Freestyle Relay

AZ. State: 1:35.21 2010 Xavier Prep
 S Graif, A Bender, T Anchustegui, K Zsiga
 1:36.48 AA-A All-American Auto.
 1:38.03 AA-C All-American Consid.

| Lane Team | Relay | Seed Time |
|-----------|-------|-----------|
|-----------|-------|-----------|

Heat 1 of 3 Prelims

| | | | |
|---|------|---|---------|
| 1 | SEDO | A | 1:52.80 |
| 2 | THUN | A | 1:50.63 |
| 3 | CDOH | A | 1:49.74 |
| 4 | CMPO | A | 1:45.26 |
| 5 | VERR | A | 1:47.30 |
| 6 | SCPR | A | 1:50.00 |
| 7 | CGHS | A | 1:51.54 |
| 8 | GREE | A | 1:54.11 |

Heat 2 of 3 Prelims

| | | | |
|---|------|---|---------|
| 1 | GCHS | A | 1:52.50 |
| 2 | NOTR | A | 1:50.43 |
| 3 | HIGL | A | 1:48.42 |
| 4 | SALP | A | 1:44.89 |
| 5 | SETO | A | 1:46.02 |
| 6 | QCHS | A | 1:49.88 |
| 7 | SUNR | A | 1:51.24 |
| 8 | GILA | A | 1:53.28 |

Heat 3 of 3 Prelims

| | | | |
|---|------|---|---------|
| 1 | MOHA | A | 1:51.55 |
| 2 | CIBO | A | 1:50.42 |
| 3 | PCDS | A | 1:47.67 |
| 4 | CFHS | A | 1:42.27 |
| 5 | SHAD | A | 1:45.29 |
| 6 | LHHS | A | 1:49.86 |
| 7 | MUHS | A | 1:50.73 |
| 8 | FLAG | A | 1:52.89 |

Alternates

| | | | |
|---|------------------|---|---------|
| 1 | Williams Field H | A | 1:54.24 |
| 2 | Tempe Prep High | A | 1:54.86 |

Arizona State Swimming & Diving Championships

November 8-9, 2013

Meet Program - Division II Prelims Girls

#219 Girls 100 Yard Backstroke

| | | | |
|-------------------|--------------|----------------------------------|--------------------|
| AZ. State: | 53.68 | 1996 | Misty Hyman |
| | 55.57 | AA-A All-American Auto. | |
| | 56.78 | AA-C All-American Consid. | |

| Lane | Name | Yr | School | Seed Time |
|------|------|----|--------|-----------|
|------|------|----|--------|-----------|

Heat 1 of 4 Prelims

| | | | | |
|---|------------------|----|------|---------|
| 1 | Zajdzinski, Abig | 09 | MEPR | 1:08.40 |
| 2 | Bidwell, Macy | 12 | SHAD | 1:08.25 |
| 3 | Kar, Emma | 11 | SCPR | 1:08.03 |
| 4 | Brust, Jiaying | 09 | SALP | 1:07.81 |
| 5 | Fugal, Kayleigh | 10 | DEHS | 1:07.90 |
| 6 | Rogers, Kim | 10 | MUHS | 1:08.06 |
| 7 | Alarcio-Caldon, | 12 | CDOH | 1:08.30 |
| 8 | Jones, McKinlie | 09 | HIGL | 1:08.44 |

Heat 2 of 4 Prelims

| | | | | |
|---|-----------------|----|------|---------|
| 1 | Hodge, Larissa | 09 | THUN | 1:07.33 |
| 2 | Kee, Elizabeth | 11 | CMPO | 1:05.85 |
| 3 | Hansen, Alexis | 10 | CFHS | 1:04.46 |
| 4 | Ondrejch, Danie | 11 | FLAG | 1:02.10 |
| 5 | McGinnis, Madis | 11 | COOL | 1:02.95 |
| 6 | Masters, Nicole | 12 | FLAG | 1:05.50 |
| 7 | Woolston, Hann | 09 | SCPR | 1:06.47 |
| 8 | MacDonald, Raq | 11 | MOHA | 1:07.80 |

Heat 3 of 4 Prelims

| | | | | |
|---|-----------------|----|------|---------|
| 1 | Lenderink, McKi | 09 | SCCH | 1:06.73 |
| 2 | Cook, Maddie | 09 | PCDS | 1:05.76 |
| 3 | Sowerwine, Mad | 12 | SHAD | 1:04.12 |
| 4 | Nations, Taylor | 10 | SABI | 1:00.31 |
| 5 | Klosterman, Mer | 12 | NOTR | 1:02.20 |
| 6 | Cosenza, Sara | 11 | SUNR | 1:05.48 |
| 7 | Houltram, Maddi | 10 | MOHA | 1:06.32 |
| 8 | Millar, Katie | 12 | SEDO | 1:07.58 |

Heat 4 of 4 Prelims

| | | | | |
|---|-----------------|----|------|---------|
| 1 | Johnson, Chloe | | LHHS | 1:06.67 |
| 2 | Vaaler, Jenna | 09 | CFHS | 1:05.73 |
| 3 | Hazel, Lauren | 09 | FLAG | 1:03.34 |
| 4 | Winter, Allison | 11 | PCDS | 1:00.23 |
| 5 | Alford, Brie | 11 | QCHS | 1:02.19 |
| 6 | Kujawa, Taylor | 09 | NOTR | 1:04.53 |
| 7 | Baumann, Abiga | 11 | CDOH | 1:06.28 |
| 8 | Knowlton, Court | 12 | CGHS | 1:07.55 |

Alternates

| | | | | |
|---|------------------|----|------|---------|
| 1 | Guitard, Madisor | 10 | MEPR | 1:08.58 |
| 2 | Hall, Jayla | 09 | QCHS | 1:08.65 |

#221 Girls 100 Yard Breaststroke

| | | | |
|-------------------|----------------|----------------------------------|--------------------|
| AZ. State: | 1:00.68 | 2009 | Katie Olsen |
| | 1:03.77 | AA-A All-American Auto. | |
| | 1:05.10 | AA-C All-American Consid. | |

| Lane | Name | Yr | School | Seed Time |
|------|------|----|--------|-----------|
|------|------|----|--------|-----------|

Heat 1 of 4 Prelims

| | | | | |
|---|-------------------|----|------|---------|
| 1 | Pittner, Ashley | 09 | CFHS | 1:17.98 |
| 2 | Cattani, Victoria | 11 | HIGL | 1:17.71 |
| 3 | Skiles, Sydney | 09 | CMPO | 1:17.20 |
| 4 | Rappleyea, Ally | 12 | FLAG | 1:16.90 |
| 5 | Lopez, Lucia | 11 | CFHS | 1:16.98 |
| 6 | Kodet, Aryn | 10 | VERR | 1:17.50 |
| 7 | Nelson, Quinn | 12 | GILA | 1:17.96 |
| 8 | Wendt, Emily | 12 | PCDS | 1:18.06 |

Heat 2 of 4 Prelims

| | | | | |
|---|-------------------|----|------|---------|
| 1 | Gleason, Meg | 12 | DCHS | 1:16.21 |
| 2 | Beyer, Codye | 12 | AJHS | 1:15.58 |
| 3 | Ashford, Julie | 12 | COOL | 1:12.69 |
| 4 | Strolic, Caroline | 09 | NOTR | 1:08.46 |
| 5 | Johnson, Alex | | LHHS | 1:10.67 |
| 6 | Latinovich, Mile | 11 | CMPO | 1:14.62 |
| 7 | Spargur, Daniell | 12 | SUNR | 1:15.82 |
| 8 | Brainard, Reed | 12 | CFHS | 1:16.81 |

Heat 3 of 4 Prelims

| | | | | |
|---|-----------------|----|------|---------|
| 1 | Peters, Elise | 09 | PUSC | 1:16.08 |
| 2 | Gomez, Diana | 09 | GCAC | 1:14.95 |
| 3 | Cluff, Emily | 11 | HIGL | 1:11.48 |
| 4 | Kish, Mary | 12 | BOUR | 1:08.24 |
| 5 | Sandlin, Searra | 12 | AZCP | 1:09.86 |
| 6 | Miller, Toko | 11 | PRES | 1:13.21 |
| 7 | Clements, Dana | 09 | EFHS | 1:15.74 |
| 8 | Licher, Sophia | 12 | SEDO | 1:16.53 |

Heat 4 of 4 Prelims

| | | | | |
|---|-----------------|----|------|---------|
| 1 | Brancati, Amand | | SAGU | 1:15.98 |
| 2 | Bender, Olivia | 09 | VERR | 1:14.89 |
| 3 | Hanley, Amy | 09 | GREE | 1:11.02 |
| 4 | Holman, Hannah | 11 | SHAD | 1:06.52 |
| 5 | Reynolds, Maria | 10 | QCHS | 1:09.32 |
| 6 | Hage, Katrina | 09 | CMPO | 1:13.07 |
| 7 | Turk, Julie | 09 | SALP | 1:15.68 |
| 8 | Kruljac, Emily | 12 | THUN | 1:16.39 |

Alternates

| | | | | |
|---|----------------|----|------|---------|
| 1 | Udall, Hannah | 10 | GCAC | 1:18.41 |
| 2 | Bailey, Taylor | 09 | NPRE | 1:18.44 |

#223 Girls 400 Yard Freestyle Relay

| | | | |
|-------------------|----------------|----------------------------------|------------------------|
| AZ. State: | 3:27.63 | 2007 | Desert Mountain |
| | 3:29.68 | AA-A All-American Auto. | |
| | 3:33.05 | AA-C All-American Consid. | |

| Lane | Team | Relay | Seed Time |
|------|------|-------|-----------|
|------|------|-------|-----------|

Heat 1 of 3 Prelims

| | | | |
|---|------|---|---------|
| 1 | TVHS | A | 4:06.84 |
| 2 | LHHS | A | 4:00.03 |
| 3 | COOL | A | 3:54.16 |
| 4 | SALP | A | 3:46.22 |
| 5 | CMPO | A | 3:50.88 |
| 6 | DEHS | A | 3:58.43 |
| 7 | QCHS | A | 4:04.40 |
| 8 | GILA | A | 4:08.21 |

Heat 2 of 3 Prelims

| | | | |
|---|------|---|---------|
| 1 | WFHS | A | 4:06.66 |
| 2 | PCDS | A | 3:59.95 |
| 3 | SABI | A | 3:53.92 |
| 4 | NOTR | A | 3:45.22 |
| 5 | SETO | A | 3:49.79 |
| 6 | HIGL | A | 3:55.82 |
| 7 | SEDO | A | 4:03.07 |
| 8 | CIBO | A | 4:08.02 |

Heat 3 of 3 Prelims

| | | | |
|---|------|---|---------|
| 1 | CDOH | A | 4:05.86 |
| 2 | FLAG | A | 3:58.62 |
| 3 | SCPR | A | 3:52.24 |
| 4 | CFHS | A | 3:45.02 |
| 5 | SHAD | A | 3:46.30 |
| 6 | VERR | A | 3:55.58 |
| 7 | SUNR | A | 4:00.56 |
| 8 | THUN | A | 4:07.15 |

Alternates

| | | | |
|---|-------------------|---|---------|
| 1 | Mingus High Sch | A | 4:09.96 |
| 2 | Gilbert Christian | A | 4:12.25 |